

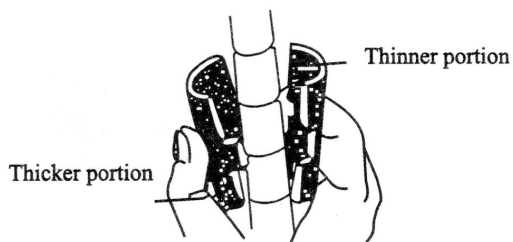
Assembling Instruction Sheet

(1)




Mark your ideal location of shelves on 4 steel pipes in order to keep level.

(2)



Put the plastic clips on the first section you marked and clip tightly. Thinner portion is on top.

(3)



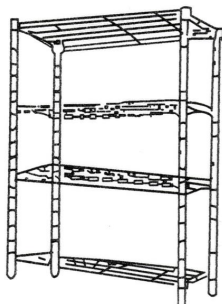
Make sure the 4 clips on the same level are folded tightly. Put on the first shelf.

(4)



Repeat 2) and 3) for the rest shelves.

(5)



Finished product.