




Product Features:

- Pneumatic seat height adjustment
- Complete 360 Degree swivel
- Tilt lock & tension controls
- Height & width adjustable arms
- Adjustable seat & back
- Great utility, comfort, & aesthetics with an ergonomic design that will match any setting
- Wide & comfortable seat available in mesh upholstery
- Ready-to-assemble
- Environmentally friendly & non-toxic
- GreenGuard Certified
- Limited Lifetime Warranty
- Can be shipped by small package carrier

Material Attributes:

Frame	• Nylon
Base / Legs	• Nylon
Arms / Pads	• Nylon + Foam
Casters	• Nylon Dual Wheel
Seat Cushion	• Mesh
Seat Cover	• Mesh
Back Cover	• Mesh



BK Black Mesh






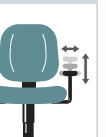

Product Dimensions:

Overall	27½"W x 26⅜"D x 40⅞"-44½"H
Seat	20½"W x 19½"D x 19⅜"-22⅝"H
Seat to Back Height	24"H
Back Height	21⅜"H
Back Width	20⅞"W
Seat to Floor	19⅜"-22⅝"H
Arm Height	5⅞"H
Arm Width	27⅝"W
Arm Depth	10⅜"D
Floor to Arm	25⅝"-28⅞"H
Product Weight	46.30 lbs.
Weight Capacity	275 lbs.

Shipping Dimensions:

Carton Length	26.18"
Carton Width	28.35"
Carton Height	11.42"
Carton Weight	50.70 lbs.

Ergonomic Functions:

Pneumatic Seat Height	360 Degree Swivel	Tilt Lock	Tilt Tension	Sliding Seat	Height/Width Adjustable Arms	High Performance Control
						
Adjusts "up and down" seat height relative to the floor.	Allows seat "Rotation" in a full circle.	Locks seat and back "in" an upright position.	Allows user to adjust "resistance" with which chair reclines or tilts.	Allows seat to move "forward and back" or to be locked in a desired position.	Allows user to "adjust arms up and down, or in and out" within a set range to accommodate a variety of tasks.	Includes "swivel/tilt with tension control, independently adjustable seat and back angle with infinite lock (any position) and forward pitch control."

Optional Casters, Base & Headrest:

