












OSGS4907BK
ASSEMBLY INSTRUCTIONS

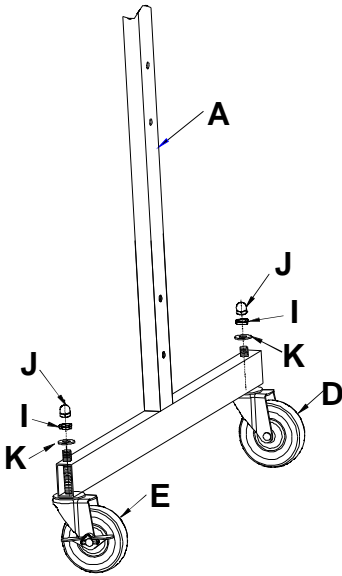


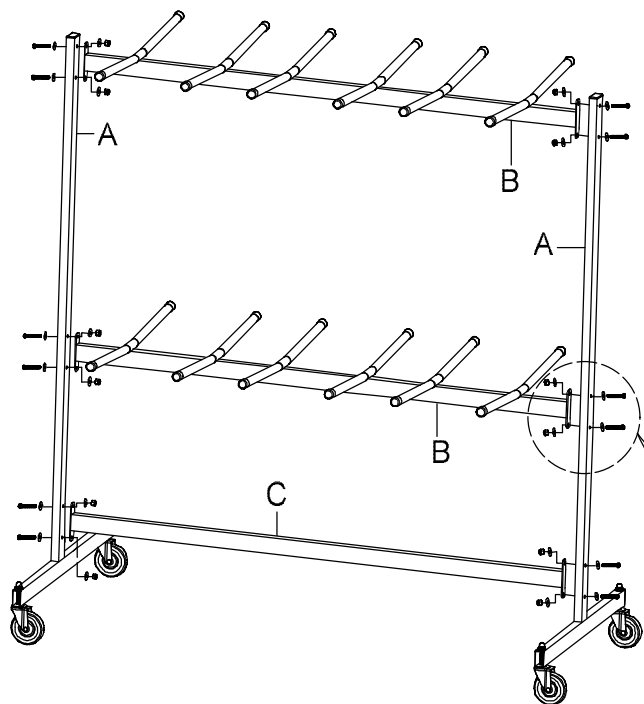
PART LIST

PART	DESCRIPTION	DRAWING	Q'TY
A	UPRIGHTS		2
B	CROSS ARM HANGERS		2
C	CROSSBRACE		1
D	4" SWIVEL CASTERS		2
E	4" SWIVEL CASTERS WITH BRAKE		2
F	BOLTS		12
G	NUTS		12
H	WASHERS 1		24
I	SPRING WASHER		4
J	HAT NUTS		4
K	WASHERS 2		4

Attach Parts D and E to Part A.

Put Parts K, I and J on Parts D and E then tighten Part J to Parts D and E.





Use Parts F, G and H to assemble and tighten Parts C, B and A.

