



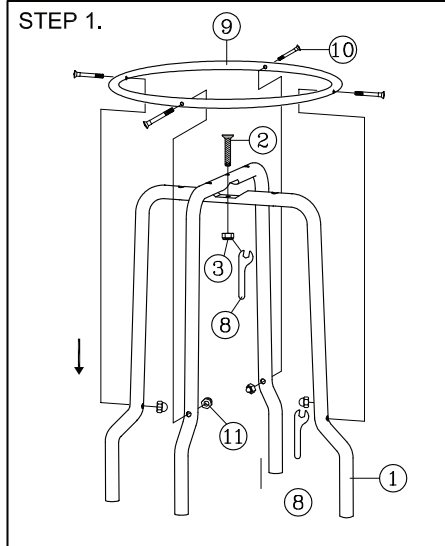
Before assembly, please remove all parts from the carton, verifying that you have the correct quantities, and read all the instructions.

**IN THE CARTON:**

- (1) Base x 2
- (2) Bolt x 1
- (3) Nut x 1
- (4) Seat x 1
- (5) Drill Screw (long) x 4
- (6) Plastic Bushing x 4
- (7) Glide x 4
- (8) 10 mm Allen Wrench x 1
- 396SBLK+398SBLK**
- (9) Foot-ring x 1
- (10) Foot-ring Screw (short) x 4
- (11) Nut x 4

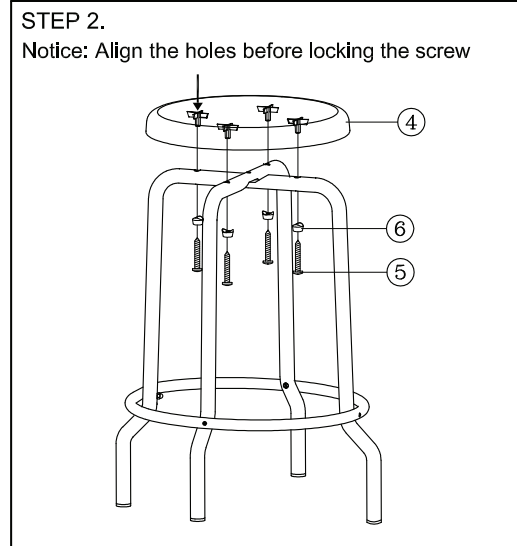
**INSTRUCTIONS:**

**STEP 1.**

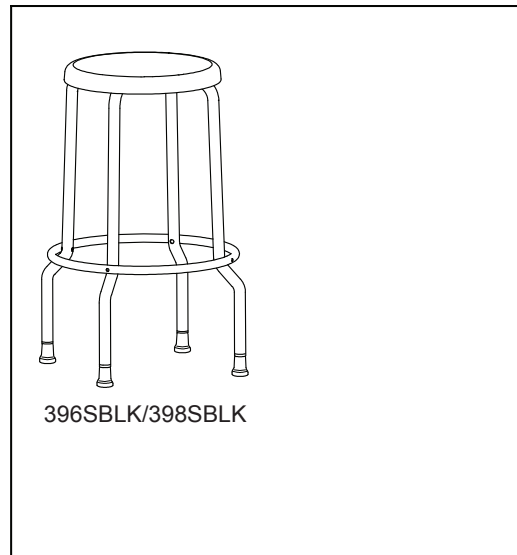
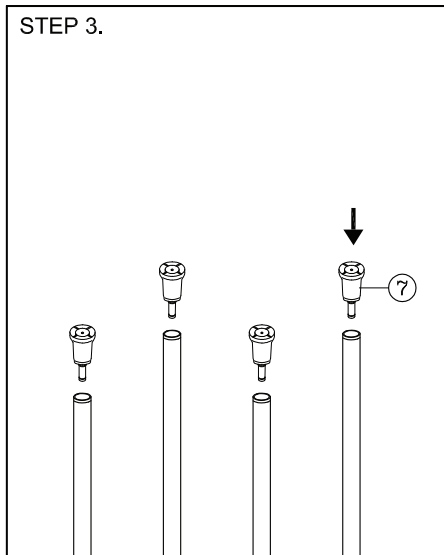


**STEP 2.**

Notice: Align the holes before locking the screw



**STEP 3.**



**⚠ ATTENTION ⚠**

Do not use stool as a step stool/ladder.

Ensure all bolts and screws are tightened before sitting on stool, check bolts and screws every 6 months.

If any parts are missing, broken, damaged or worn, stop use of product until repairs have been made using factory authorized parts.

Failure to follow these warnings may result in injury.