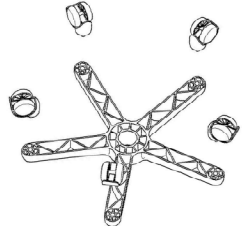
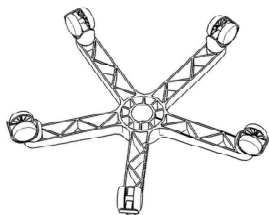


- 1** Place the plastic base upside down on the ground and press the caster into the slot

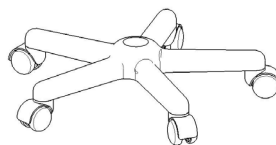


**2**



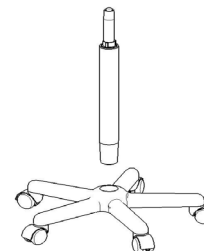
**3**

- Place the installed plastic base flat on the ground

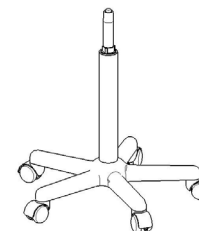


**4**

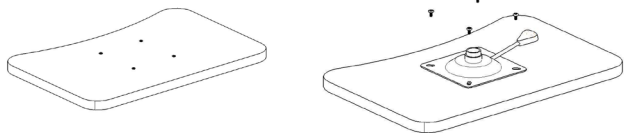
- Insert gas spring into plastic base



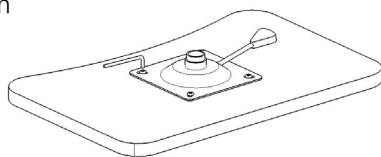
**5**



**6**

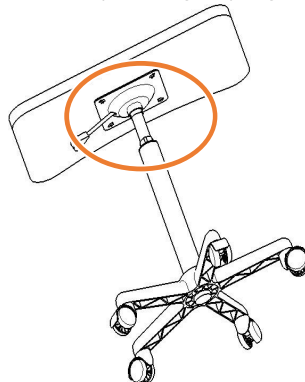


The supporting chassis with rotary handle is fixed on the table top at the inverted flat place of the table top. (Tools: I-wrench and M4 hexagon socket bolt)



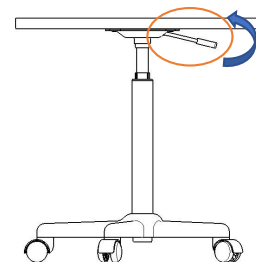
**7**

- Install the fixed table top on the top of the gas spring



**8**

- Pull the knob and apply pressure to adjust the height



**9**

