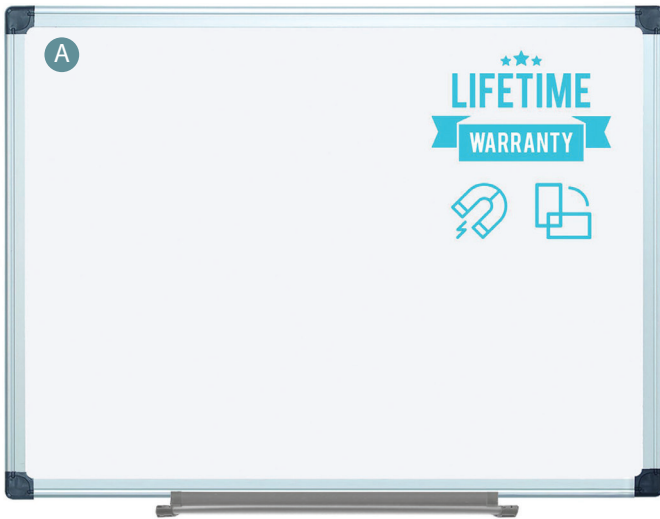




OfficeSource®
FURNITURE


VIZUAL BOARDS





A Magnetic Porcelain Dry-Erase Board with Aluminum Frame

– Magnetic, porcelain dry-erase surface is ghost and scratch resistant with a professional aluminum frame that has an easy 4-Corner mounting system and mounting hardware included. Surface is suitable for extensive use and cleans easily. It can be mounted vertically or horizontally with a snap-on aluminum pen tray for easy accessory storage. These boards feature a Lifetime Limited Warranty.



B Magnetic Glass Dry-Erase Board


– High-quality, magnetic glass dry-erase board surface made with tempered glass for safer use with a 4mm thickness and water resistant. All boards come with square corners with a pass-through mounting hardware. Magnets, pen tray and wall mounting hardware are all included. These boards feature a Lifetime Limited Warranty.

A. Magnetic Porcelain Dry-Erase Board with Aluminum Frame			
QSOS06011MP	WH White	36"W x 36"H	5 lbs
QSOS08011MP	WH White	36"W x 48"H	9 lbs
OS12011MP	WH White	48"W x 72"H	17 lbs
QSOS15011MP	WH White	48"W x 96"H	22 lbs
B. Magnetic Glass Dry-Erase Board			
QSOSL0701MG	WH White	24"W x 36"H	14 lbs
OS0801MG	WH White	36"W x 48"H	29 lbs
OS1201MG	WH White	48"W x 72"H	57 lbs
OS2501MG	WH White	48"W x 96"H	93 lbs

QS = QUICKSHIP

FEATURES

- Surfaces are suitable for frequent and extensive use
- Ghost and scratch-resistant
- Porcelain and glass clean easily with very little maintenance involved with mild soap and warm water
- High-quality, durable surfaces and frames
- Lifetime Limited Warranty available on all boards

Note: OS06011MP, OS08011MP, OSL0701MG & OS0801MG on this  page can be shipped by a small package carrier.



DRY-ERASE BOARD FEATURES



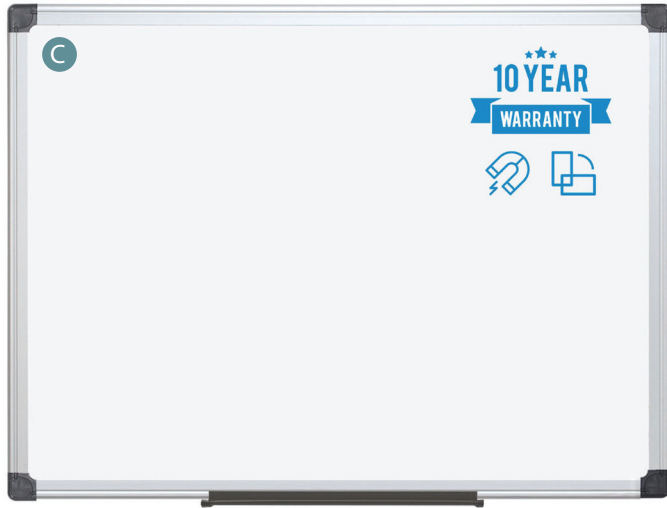
Porcelain boards come with a snap-on aluminum pen tray for easy accessory storage



Glass boards come with square corners with a pass-through mounting hardware




Magnets, pen tray and wall mounting hardware is all included with glass boards



C Magnetic Steel Dry-Erase Board with Aluminum Frame

– Magnetic, steel surface dry-erase boards are ghost and scratch resistant with a professional aluminum frame that comes with a 4-Corner mounting system. The surface of these boards is suitable for extensive use and cleans easily. These can be mounted vertically or horizontally. These boards feature a 10-Year Surface Warranty.

C. Magnetic Steel Dry-Erase Board with Aluminum Frame			
OS05071MS	WH White	36"W x 48"H	7 lbs
OS21071MS	WH White	48"W x 96"H	19 lbs
OS27071MS	WH White	48"W x 72"H	14 lbs
D. Double-Sided Dry-Erase Mobile Revolving Easel with Silver Frame			
OSR5507MD	WH White	48"W x 72"H	86 lbs

Note: OS05071MS on this page can be shipped by a small package carrier. 



D Double-Sided Dry-Erase Mobile Revolving Easel

– Magnetic, steel surface on both sides of the easel with an extra large steel re-positionable pen tray that can be positioned in different places. This board comes with a steel, tubular frame and support bars that makes it one of the most stable mobile easels in the marketplace. Features include an adjustable easel pad clips that hold any size, and an easel pad that stands at 80"H x 24"D. These boards feature a 10-Year Surface Warranty. Ready to Assemble.



MOBILE EASEL FEATURES

Pen and accessory tray can be repositioned easily for whatever is more comfortable and efficient for you



Adjustable, easel pad clips will virtually hold any size easel in place easily

