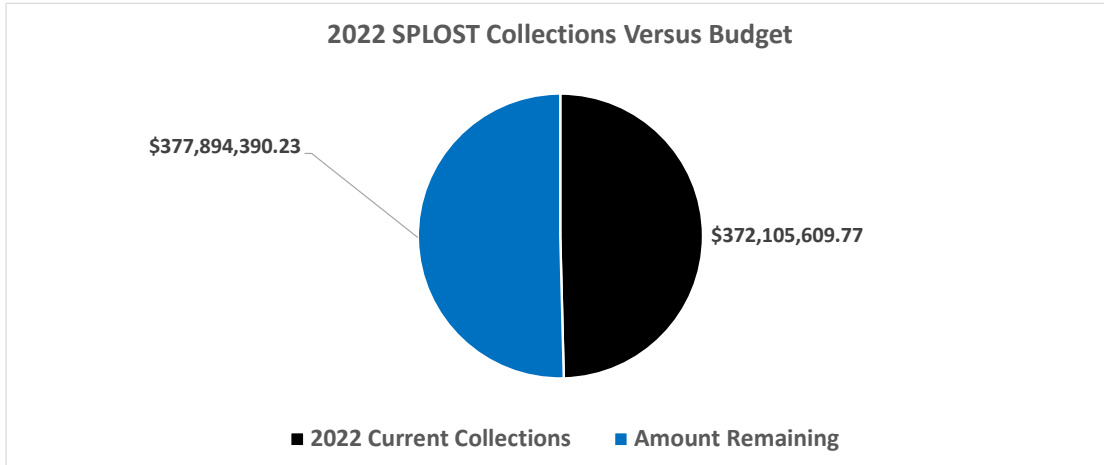
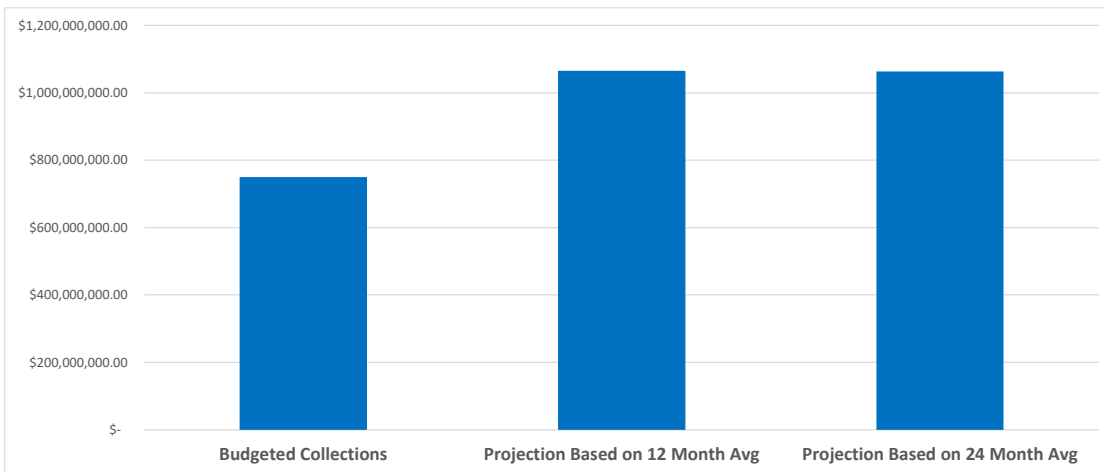


2022 SPLOST Revenue Summary - November 16, 2023

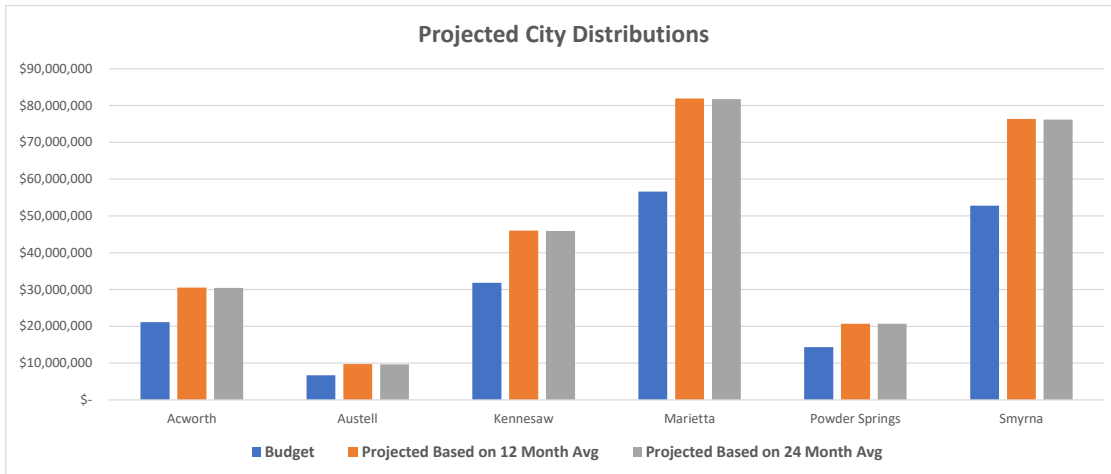


2022 SPLOST Budget Versus Projected Collections



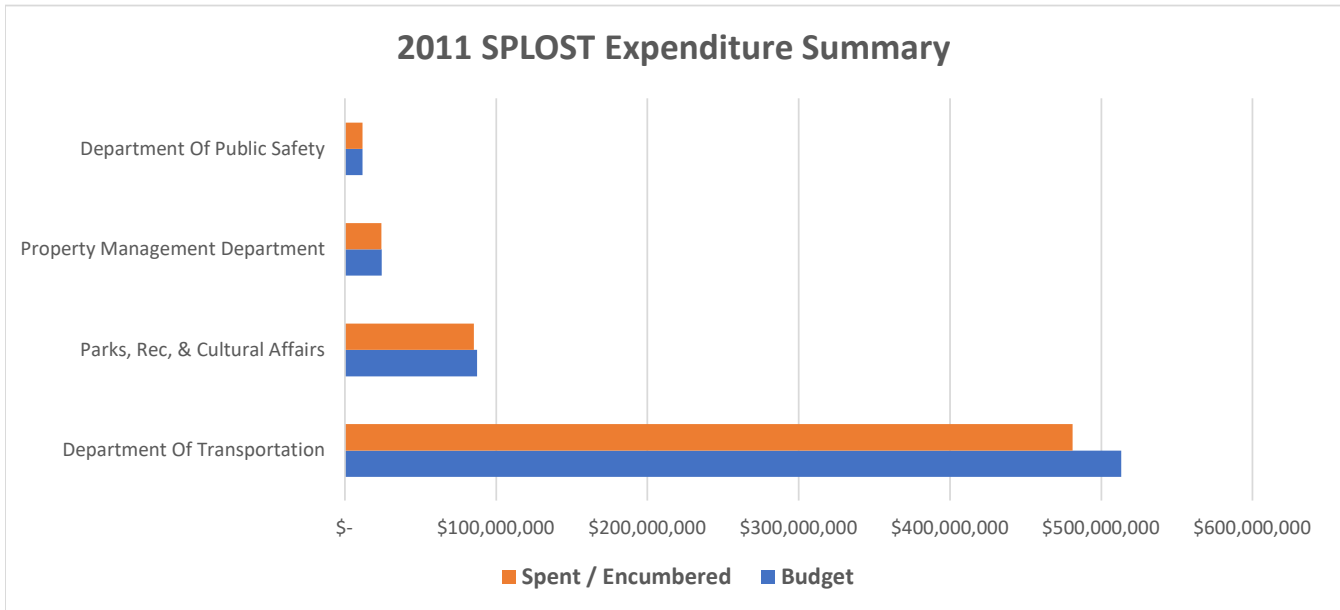
SPLOST Collection Table

	Budget	Collections to Date	Projection 12 Month Avg	Projection 24 Month Avg
Sales Tax	\$ 750,000,000.00	\$ 372,105,609.77	\$ 1,065,015,476.57	\$ 1,062,969,786.97
Projected Revenue Over Budget			\$ 315,015,476.57	\$ 312,969,786.97
Projected # of Months to Reach the Budget			21	21



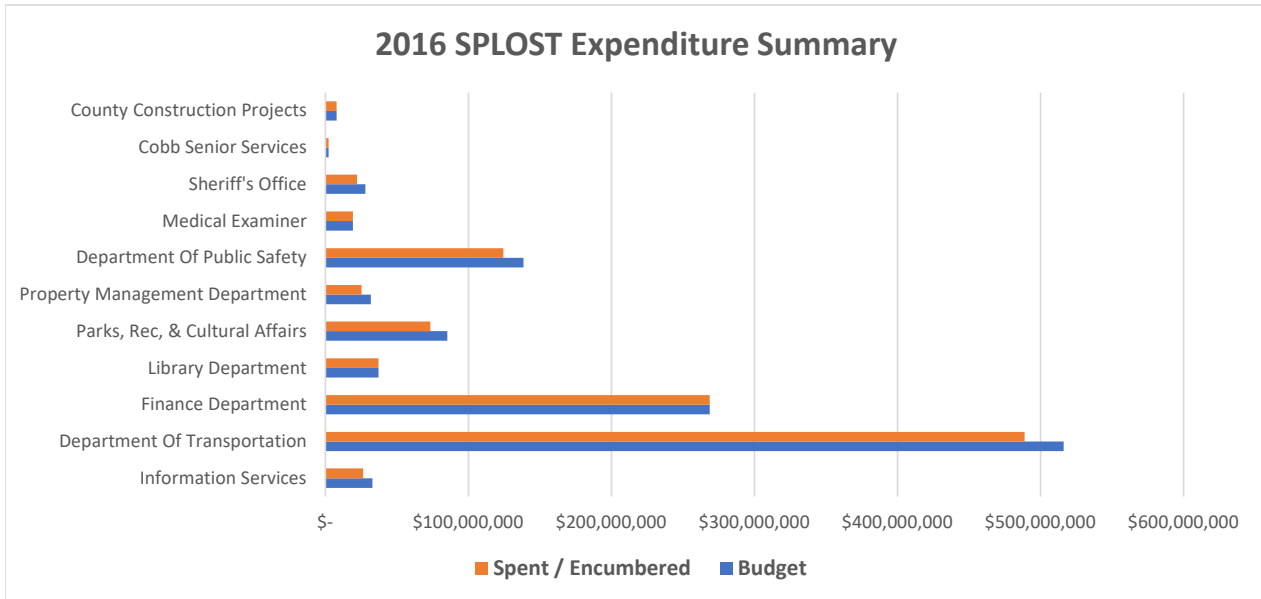
SPLOST Collection Table

	Budgeted Distributions	Projection 12 Month Avg	Projection 24 Month Avg
Acworth	\$ 21,060,516.74	\$ 30,484,364.35	\$ 30,423,166.51
Austell	\$ 6,678,496.17	\$ 9,666,890.56	\$ 9,647,484.13
Kennesaw	\$ 31,785,177.01	\$ 46,007,936.50	\$ 45,915,574.85
Marietta	\$ 56,558,863.21	\$ 81,866,984.30	\$ 81,702,635.04
Powder Springs	\$ 14,303,887.75	\$ 20,704,379.25	\$ 20,662,814.88
Smyrna	\$ 52,745,237.26	\$ 76,346,893.58	\$ 76,193,625.99



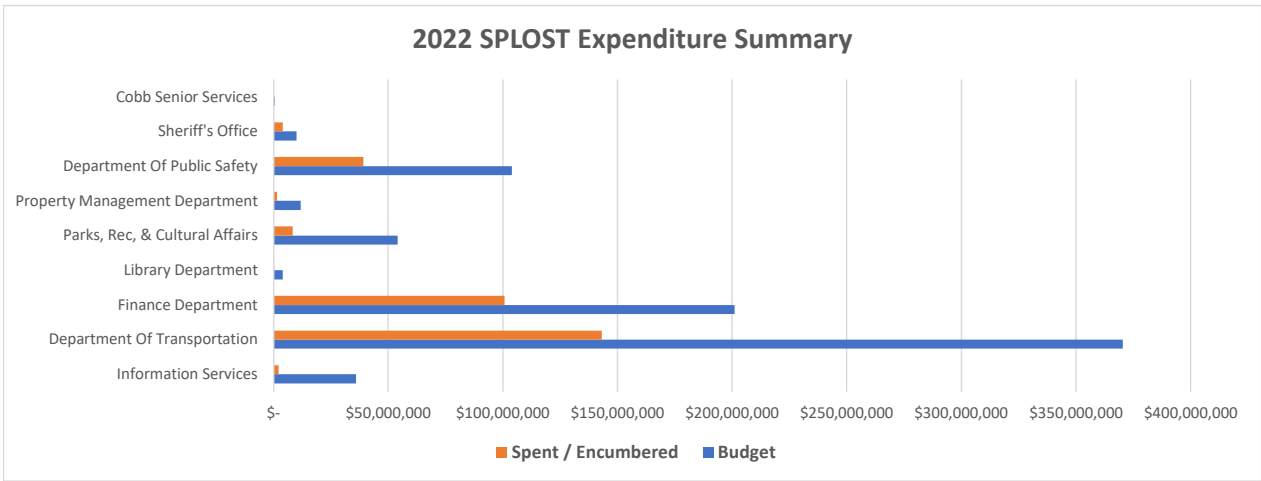
2011 SPLOST Financial Overview

	Budget	Actuals	Difference
Sales Tax	533,024,635.98	533,054,636.42	30,000.44
Grant Revenue	93,635,916.74	73,351,093.47	(20,284,823.27)
Interest Earnings	6,911,255.24	7,126,750.09	215,494.85
Miscellaneous	2,823,660.56	2,739,977.06	(83,683.50)
Transfer From Other Funds	30,000.00	-	(30,000.00)
Total 2011 SPLOST Revenue	636,425,468.52	616,272,457.04	(20,153,011.48)
Total 2011 Expenditures / Encumbrances	636,425,468.52	601,933,306.59	34,492,161.93
Unobligated Amount Remaining		14,339,150.45	



2016 SPLOST Financial Overview

	Budget	Actuals	Difference
Sales Tax	947,932,572.15	947,932,572.15	-
Grant Revenue	149,172,796.76	121,798,328.31	(27,374,468.45)
Interest Earnings	9,708,343.65	6,296,112.92	(3,412,230.73)
Miscellaneous	34,080,722.88	29,121,284.98	(4,959,437.90)
Transfer From Other Funds	26,887,933.02	26,527,807.31	(360,125.71)
Total 2016 SPLOST Revenue	1,167,782,368.46	1,131,676,105.67	(36,106,262.79)
Total 2016 Expenditures / Encumbrances	1,167,782,368.46	1,096,021,627.50	71,760,740.96
Unobligated Amount Remaining		<u><u>35,654,478.17</u></u>	



2022 SPLOST Financial Overview

	Budget	Actuals	Difference
Sales Tax	750,000,000.00	372,105,609.77	(377,894,390.23)
Grant Revenue	39,177,694.70	14,190,767.41	(24,986,927.29)
Interest Earnings	-	6,069,191.43	6,069,191.43
Miscellaneous	138,489.35	138,489.35	-
Transfer From Other Funds	2,983,424.47	1,061,064.47	(1,922,360.00)
Total 2022 SPLOST Revenue	<u>792,299,608.52</u>	<u>393,565,122.43</u>	<u>(398,734,486.09)</u>
Total 2022 Expenditures / Encumbrances	792,299,608.52	299,453,980.82	492,845,627.70
Unobligated Amount Remaining		<u><u>94,111,141.61</u></u>	