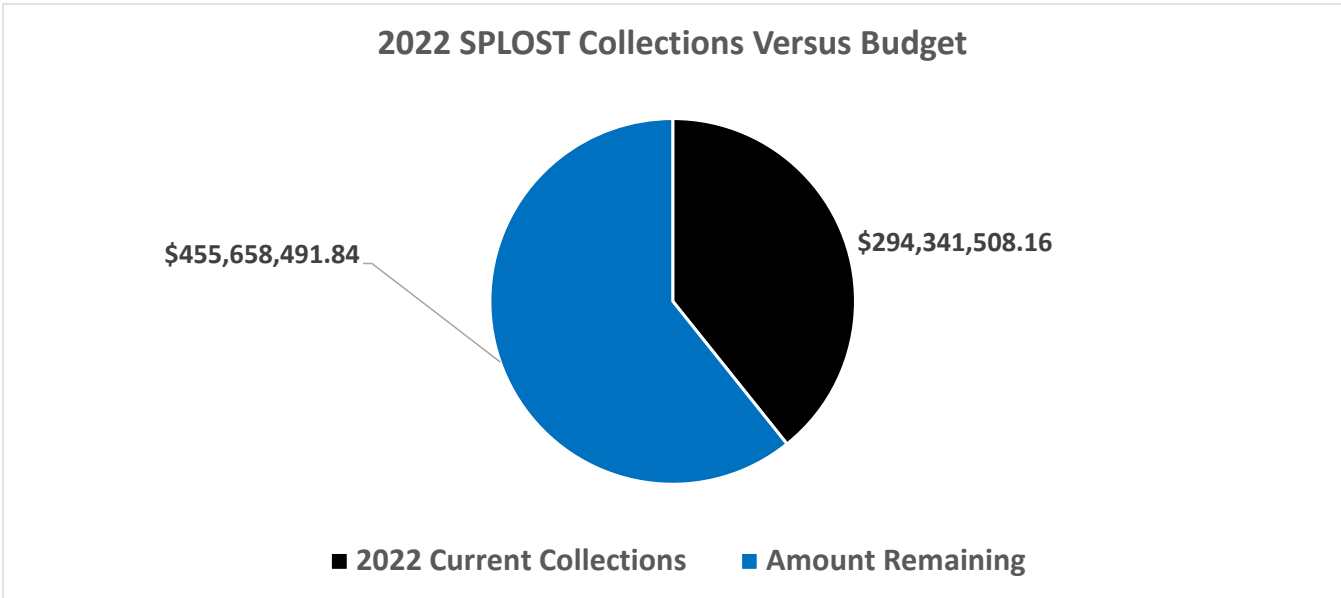
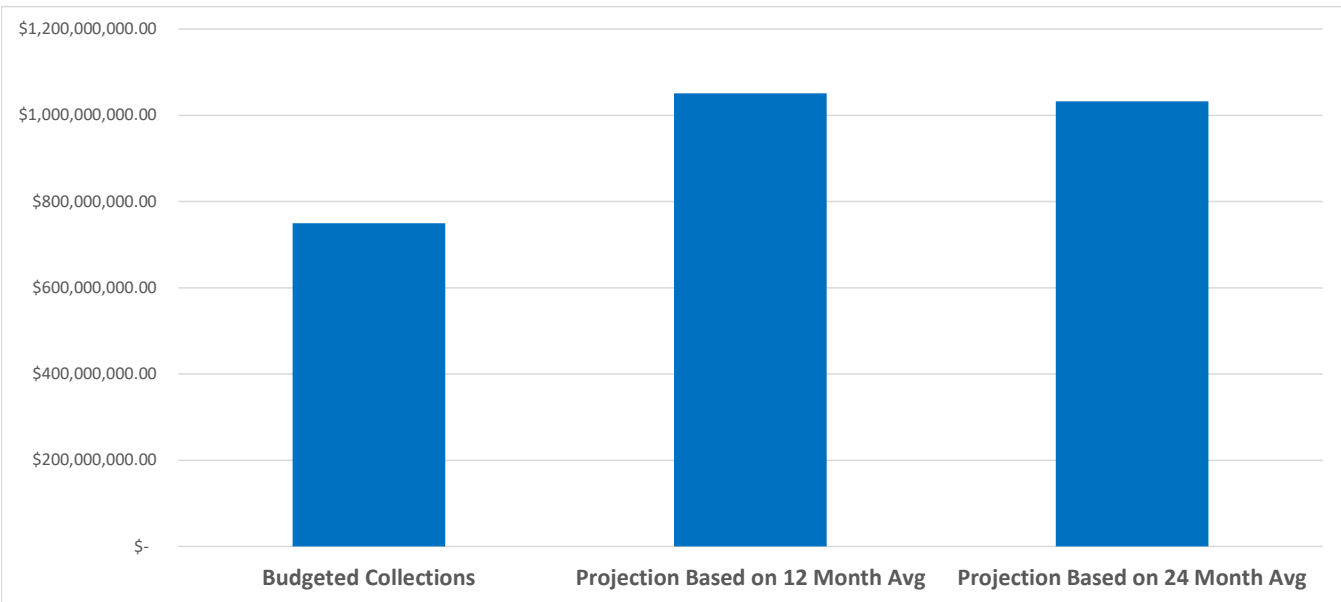


**2022 SPLOST Revenue Summary - July 20, 2023**



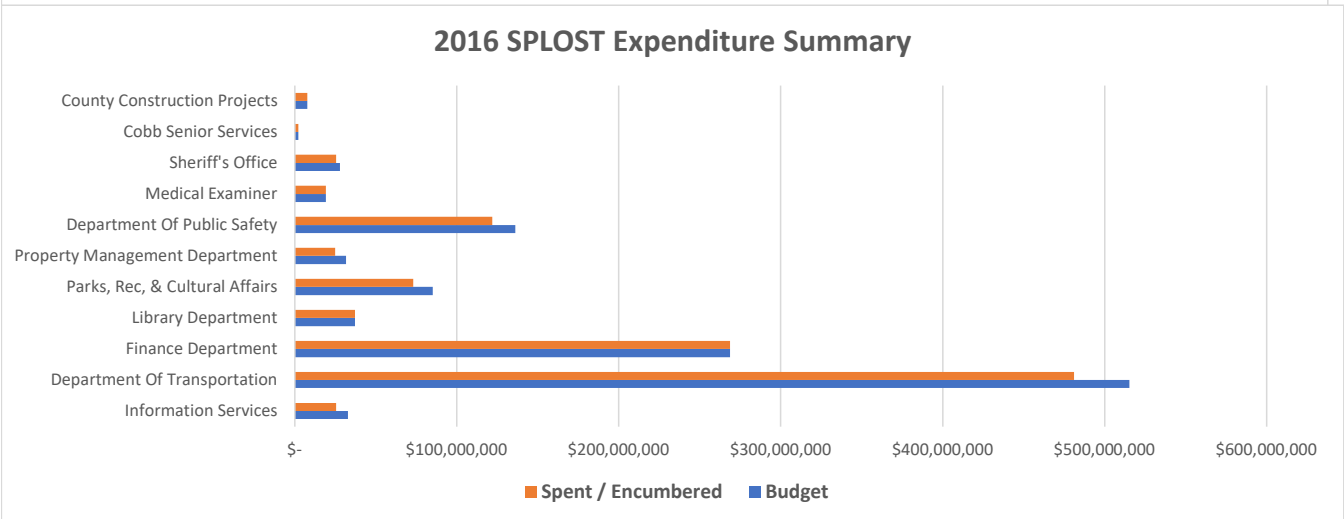
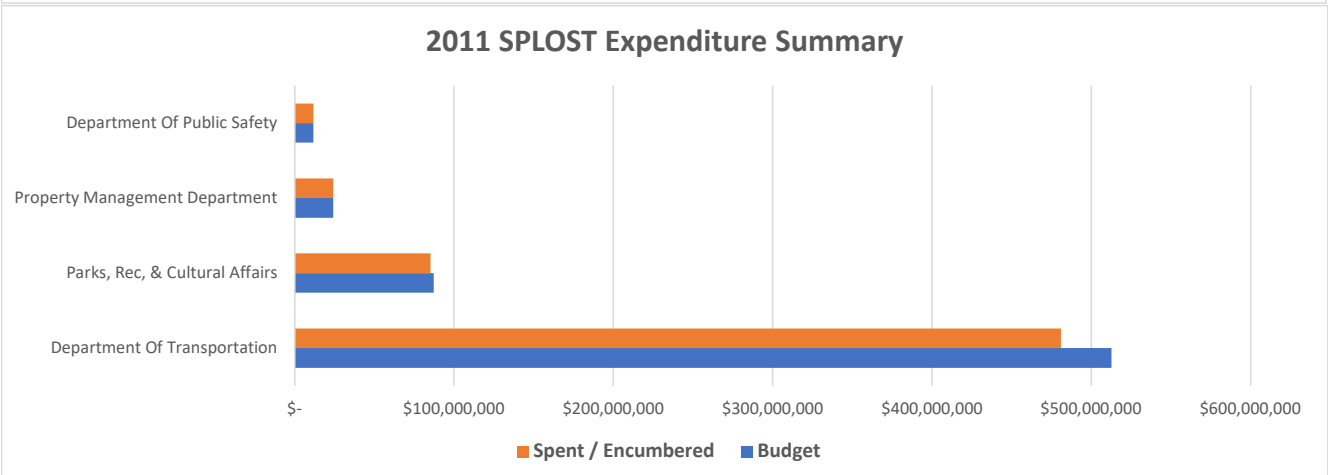
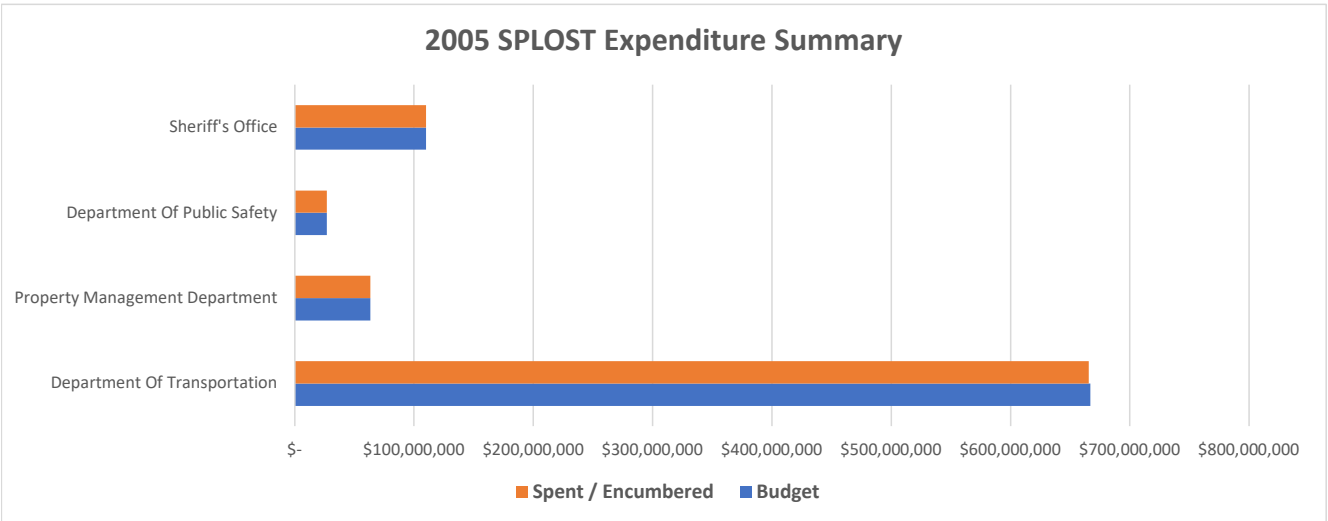
**2022 SPLOST Budget Versus Projected Collections**



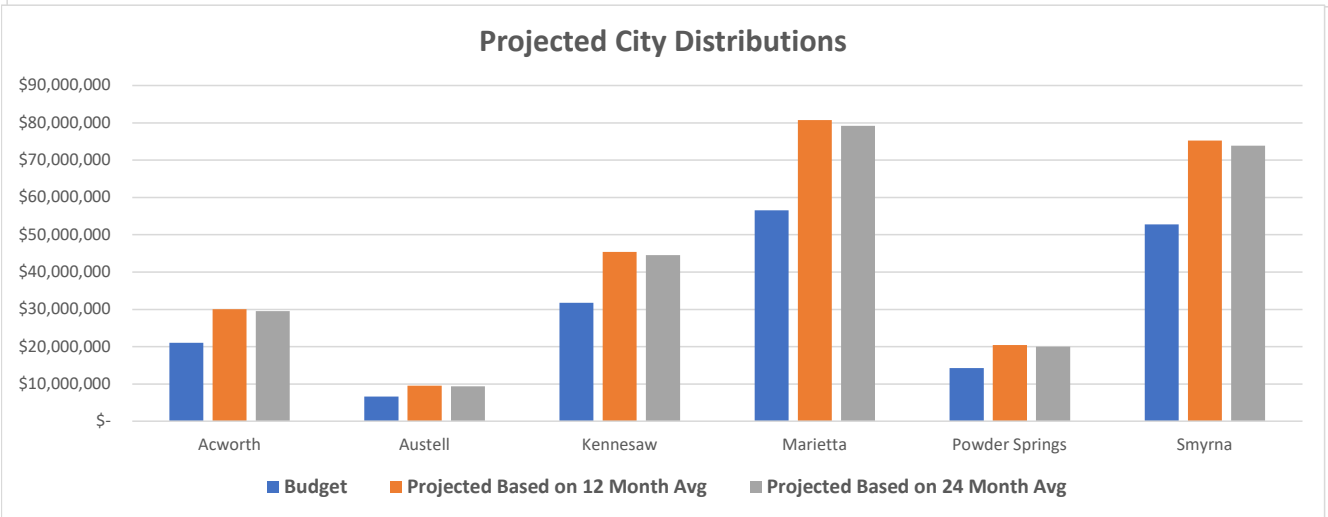
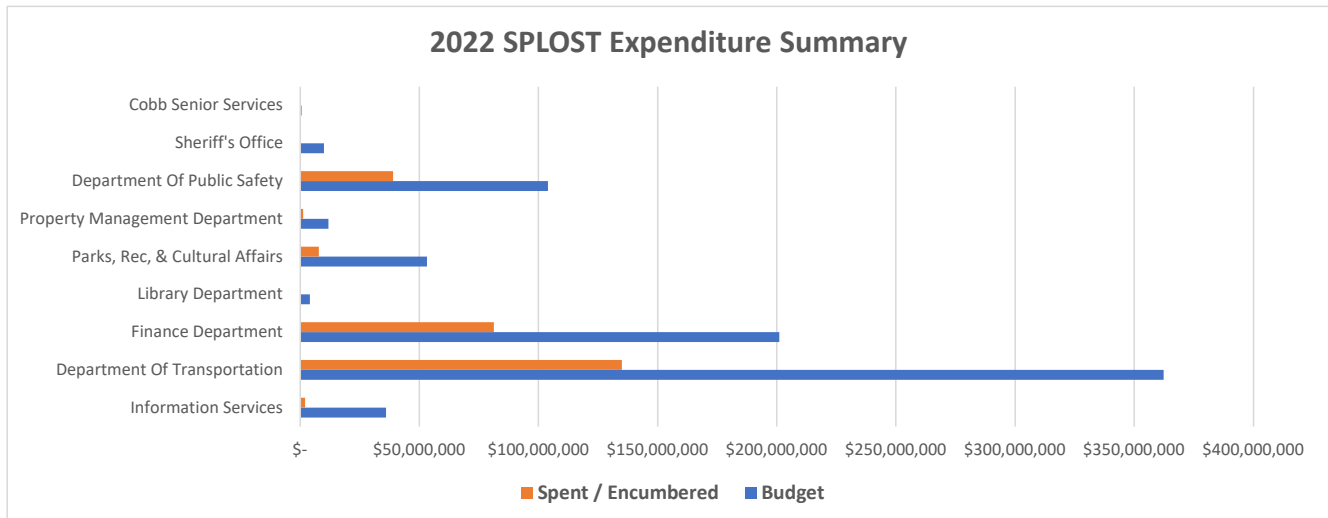
**SPLOST Collection Table**

	<b>Budget</b>	<b>Collections to Date</b>	<b>Projection 12 Month Avg</b>	<b>Projection 24 Month Avg</b>
<b>Sales Tax</b>	\$ 750,000,000.00	\$ 294,341,508.16	\$ 1,050,818,425.54	\$ 1,032,164,948.29
<b>Projected Revenue Over Budget</b>			\$ 300,818,425.54	\$ 282,164,948.29
<b>Projected # of Months to Reach the Budget</b>			26	27

### Previous SPLOSTs Expenditure Summary - July 20, 2023



Current 2022 SPLOST Expenditure Summary and City Distributions



SPLOST Collection Table

	Budgeted Distributions	Projection 12 Month Avg	Projection 24 Month Avg
<b>Acworth</b>	\$ 21,060,516.74	\$ 30,059,652.37	\$ 29,501,624.15
<b>Austell</b>	\$ 6,678,496.17	\$ 9,532,210.24	\$ 9,355,254.02
<b>Kennesaw</b>	\$ 31,785,177.01	\$ 45,366,948.18	\$ 44,524,754.89
<b>Marietta</b>	\$ 56,558,863.21	\$ 80,726,403.24	\$ 79,227,796.04
<b>Powder Springs</b>	\$ 14,303,887.75	\$ 20,415,923.25	\$ 20,036,921.48
<b>Smyrna</b>	\$ 52,745,237.26	\$ 75,283,219.12	\$ 73,885,659.34

**2005 SPLOST Financial Overview**

	<b>Budget</b>	<b>Actuals</b>	<b>Difference</b>
Sales Tax	761,516,501.70	761,516,501.70	-
Grant Revenue	68,438,335.29	68,438,335.29	-
Interest Earnings	6,089,237.27	6,089,238.44	1.17
Miscellaneous	6,515,944.87	4,786,169.17	(1,729,775.70)
Transfer From Other Funds	12,485,427.39	12,485,427.39	-
Total 2005 SPLOST Revenue	<u>855,045,446.52</u>	<u>853,315,671.99</u>	<u>(1,729,774.53)</u>
Total 2005 Expenditures / Encumbrances	867,348,977.25	865,867,965.08	1,481,012.17
Unobligated Amount Remaining		<u><u>(12,552,293.09)</u></u>	

**2011 SPLOST Financial Overview**

	<b>Budget</b>	<b>Actuals</b>	<b>Difference</b>
Sales Tax	533,024,635.98	533,054,636.42	30,000.44
Grant Revenue	87,605,317.98	72,461,212.47	(15,144,105.51)
Interest Earnings	1,462,110.00	2,003,031.83	540,921.83
Miscellaneous	2,761,900.06	2,673,809.23	(88,090.83)
Transfer From Other Funds	30,000.00	-	(30,000.00)
Total 2011 SPLOST Revenue	<u>624,883,964.02</u>	<u>610,192,689.95</u>	<u>(14,691,274.07)</u>
Total 2011 Expenditures / Encumbrances	635,788,168.52	601,739,851.97	34,048,316.55
Unobligated Amount Remaining		<u><u>8,452,837.98</u></u>	

**2016 SPLOST Financial Overview**

	<b>Budget</b>	<b>Actuals</b>	<b>Difference</b>
Sales Tax	947,932,572.15	947,932,572.15	-
Grant Revenue	130,279,319.76	103,447,896.08	(26,831,423.68)
Interest Earnings	5,703,343.84	5,288,790.13	(414,553.71)
Miscellaneous	3,158,569.64	541,097.52	(2,617,472.12)
Transfer From Other Funds	23,959,693.93	23,599,568.22	(360,125.71)
Total 2016 SPLOST Revenue	<u>1,111,033,499.32</u>	<u>1,080,809,924.10</u>	<u>(30,223,575.22)</u>
Total 2016 Expenditures / Encumbrances	1,164,825,874.13	1,087,426,532.13	77,399,342.00
Unobligated Amount Remaining		<u><u>(6,616,608.03)</u></u>	

**2022 SPLOST Financial Overview**

	<b>Budget</b>	<b>Actuals</b>	<b>Difference</b>
Sales Tax	750,000,000.00	294,341,508.16	(455,658,491.84)
Grant Revenue	19,635,767.41	12,193,805.07	(7,441,962.34)
Interest Earnings	-	2,226,603.76	2,226,603.76
Miscellaneous	138,489.35	138,489.35	-
Transfer From Other Funds	1,983,424.47	1,061,064.47	(922,360.00)
Total 2022 SPLOST Revenue	<u>771,757,681.23</u>	<u>309,961,470.81</u>	<u>(461,796,210.42)</u>
Total 2022 Expenditures / Encumbrances	783,257,681.23	266,503,355.70	516,754,325.53
Unobligated Amount Remaining		<u><u>43,458,115.11</u></u>	