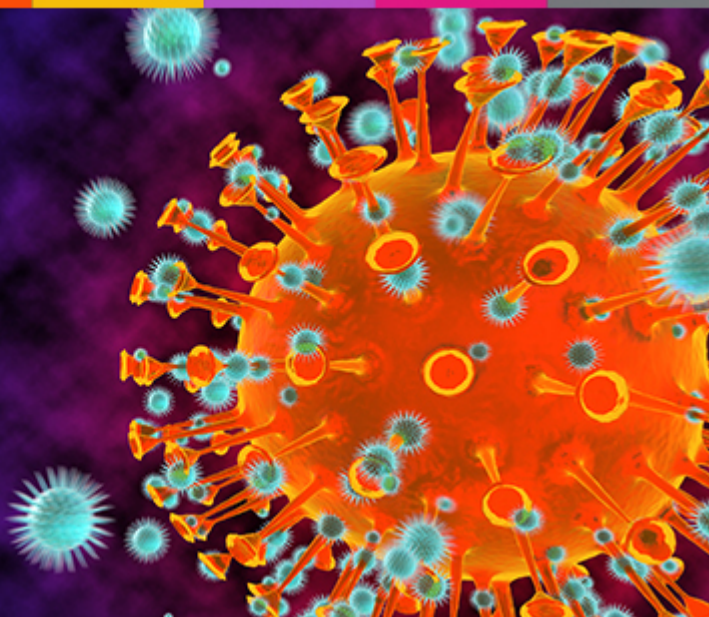




COBB & DOUGLAS
PUBLIC HEALTH

COVID-19 UPDATE



December 15, 2020

**If you have urgent questions or concerns, please call
the Georgia COVID-19 Hotline at 844.442.2681.**

A Message From Our District Health Director, Dr. Memark

Good afternoon Cobb and Douglas Communities.

One week before Christmas, and we are met with the hope of ending this pandemic with the release of the Pfizer COVID-19 vaccination and the pending review of the Moderna vaccine this week. You can find more out about this in our newsletter below. However, I would be remiss to not mention the dire situation that our community is facing.

Case rates are 678/100,000 in Cobb County and 727/100,000 in

Douglas county when you add in the rapid antigen test results for the last two weeks. That is over 6-7 times what would be considered high transmission. We are in **substantial, community transmission** of COVID-19. Hospitals are extremely full with a record number of COVID-19 hospitalizations to match the record number of cases that we are seeing. Much of what we are seeing is thought to be due to the holiday traveling and gathering from the Thanksgiving vacation.

Many of you may have heard that Cobb schools announced an early switch to virtual learning for the rest of the week before the holiday break. I know that this is an inconvenience to many of our families, but the rising number of cases being brought into the schools increases the risk of in-school transmission. We work collaboratively with the school districts to help them have the safest environment for both students and faculty. These extra days will also allow Cobb & Douglas Public Health and Cobb County School District staff to complete case investigation and contact tracing on existing cases in an attempt to keep families of students/staff healthy during the holiday break.

Vaccination for the mass population is still months away. Many of our residents can be hospitalized or lose their lives to COVID-19 in that time frame. We need you to help us slow this down and reverse the trajectory that we are on.

Please do the following:

Wear your masks in public

Do not gather with those outside of your immediate family or bubble

Watch your distance from others - **at least 6 feet**

Wash your hands

We know these actions work and it is critically important that we all do our part to fight this virus.

Sincerely,

Janet Pak Memark M.D., M.P.H, F.A.C.P.

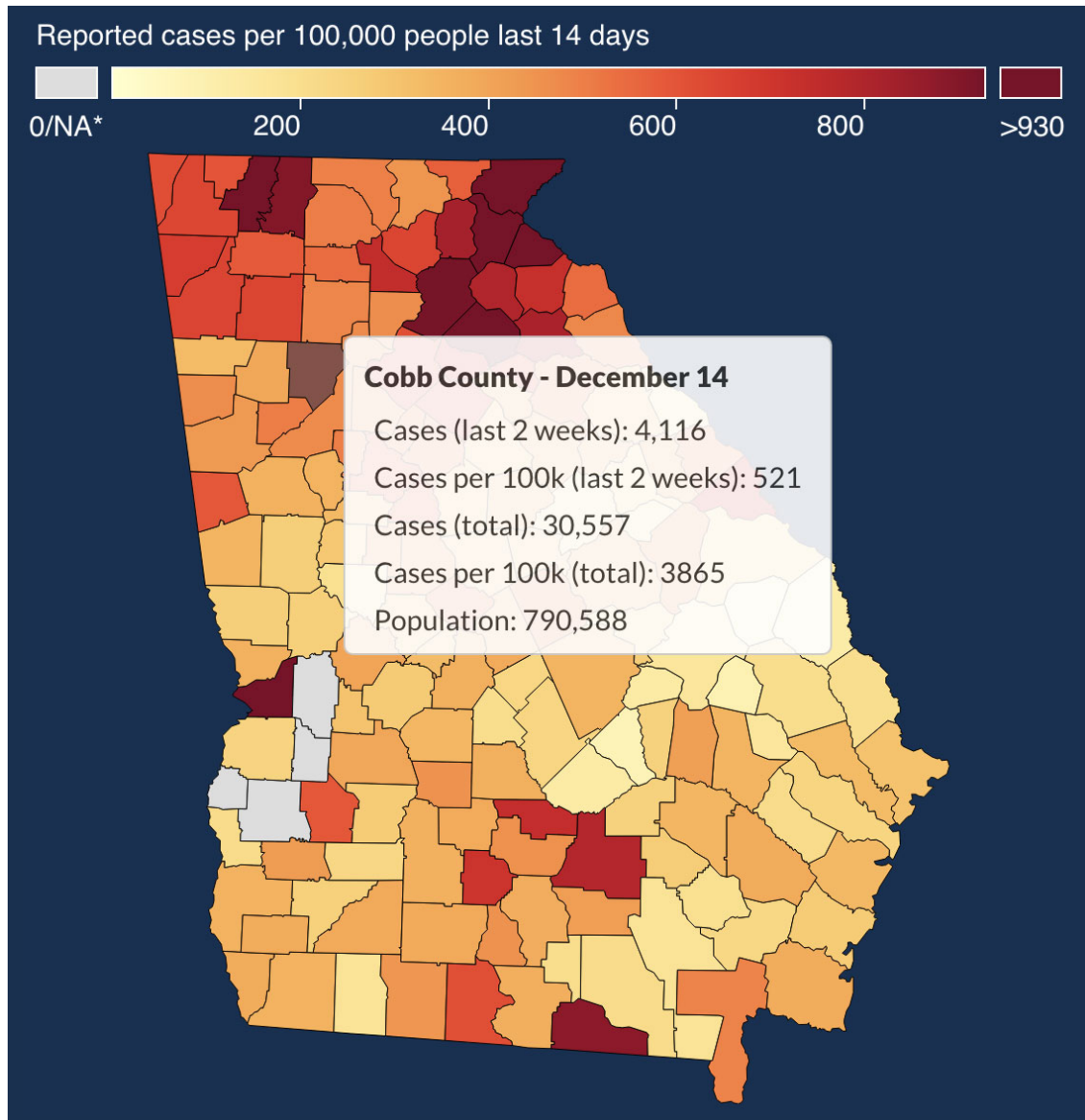
District Health Director

District 3-1: Cobb & Douglas Public Health



LATEST COVID DATA

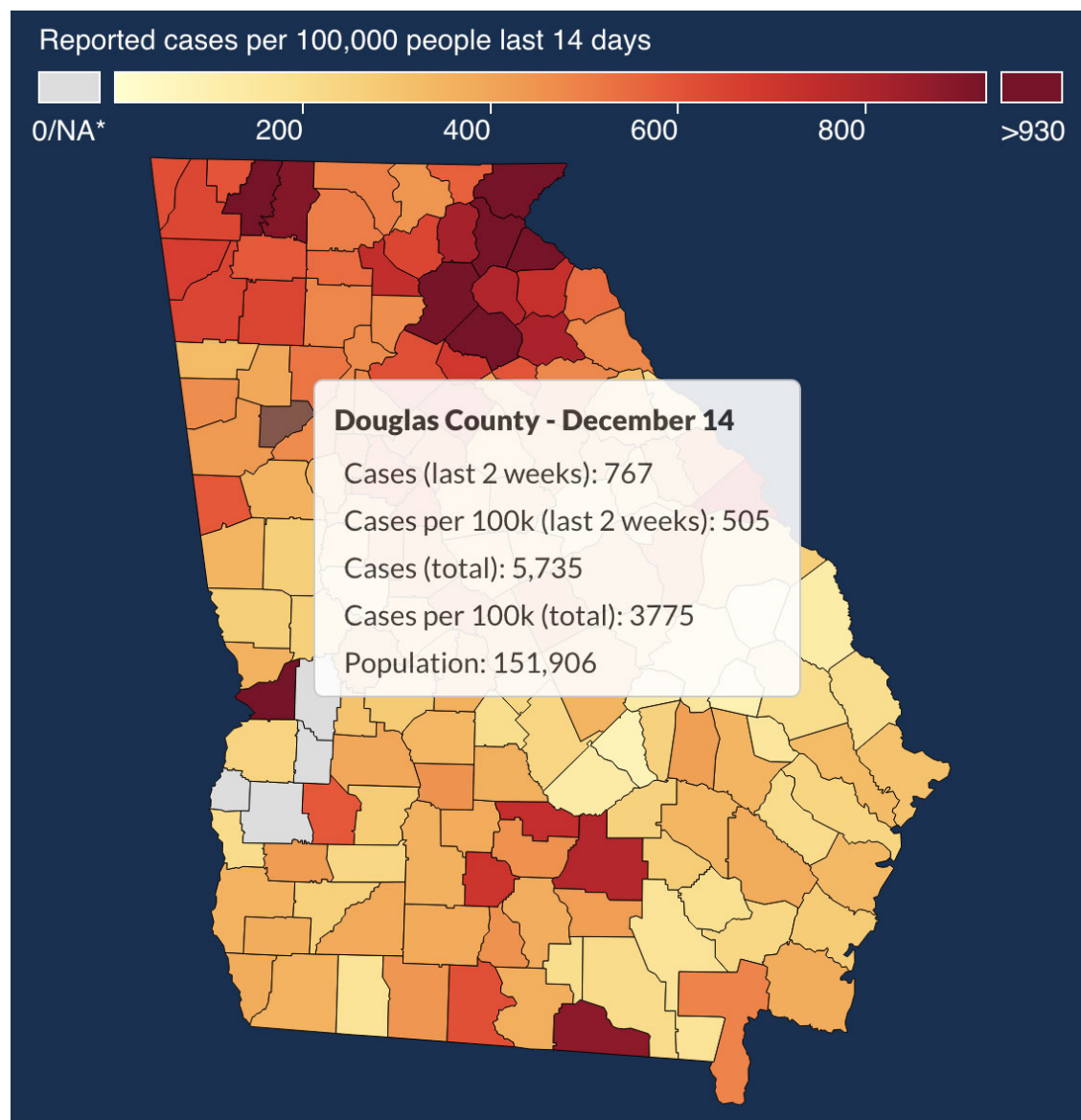
Reported Cases over the last 14 days in Cobb and Douglas Counties



Cobb: More than 4,000 cases have been reported in Cobb County in the last two weeks, with a 2-week case rate of 521 per 100,000 people (as of 12/14/20). This case number has been rising over the last few weeks and seems to be following surges that we are seeing across the nation. Please remember that anything over 100 cases/100K is considered HIGH

community transmission. Also note: this graph only includes PCR positives, it does not include the rapid antigen test results, which is at 1,318 cases in the last two weeks.

Source: GA Department of Public Health <https://dph.georgia.gov/covid-19-daily-status-report>

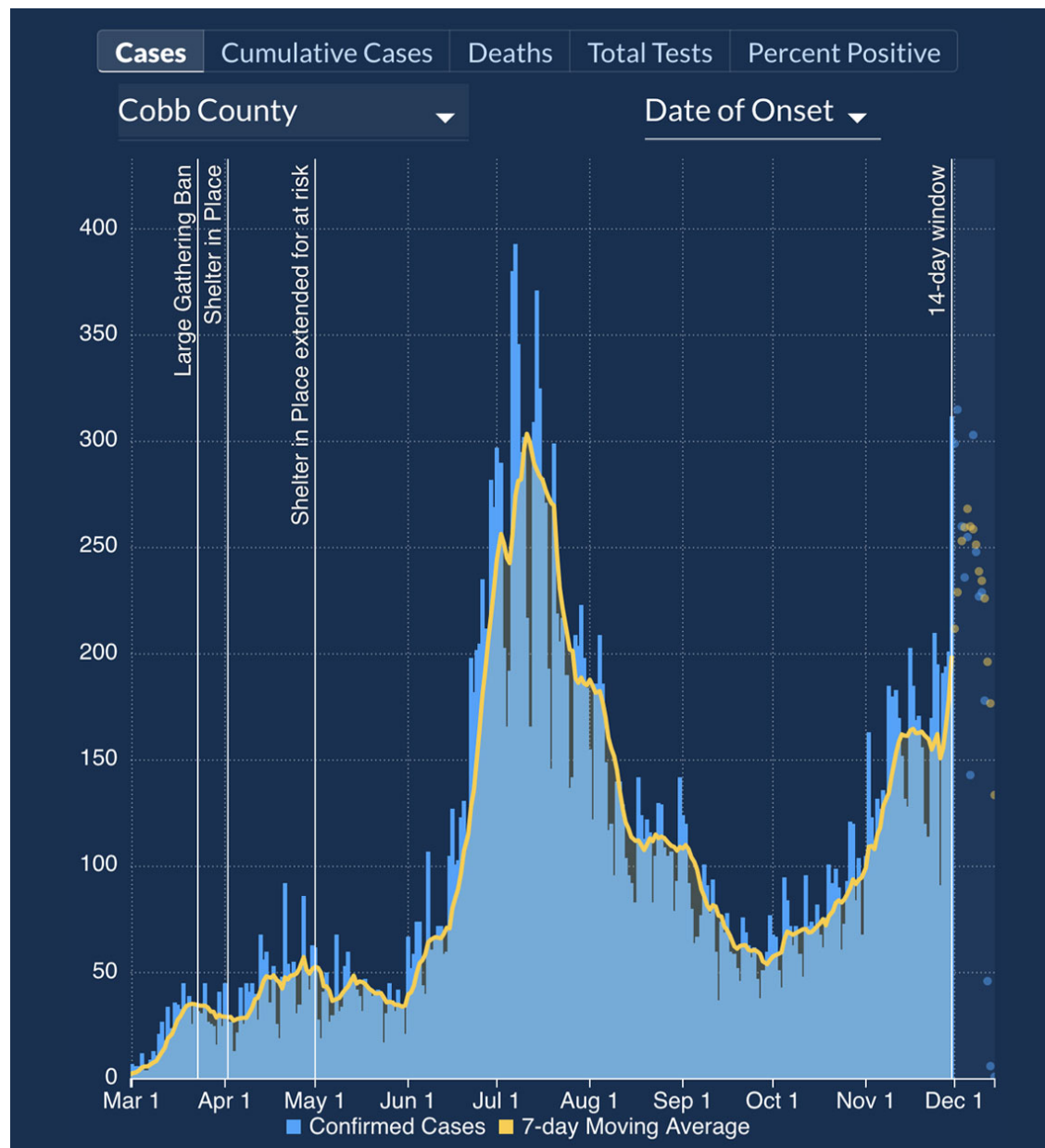


Douglas: Nearly 800 cases have been reported in Douglas County in the last two weeks, with a 2-week case rate of 505 per 100,000 people (as of 12/14/20). This rate is in the “HIGH/Substantial Spread” category and higher than case rates were before the summer spike in late June. This case number has been rising over the last few weeks and seems to be following surges that we are seeing across the nation. Please remember that anything over 100 cases/100K is considered HIGH community transmission. Also note: this graph only includes PCR positives, it does not include the rapid antigen test results, which is at 337 cases in the last

two weeks.

Source: GA Department of Public Health <https://dph.georgia.gov/covid-19-daily-status-report>

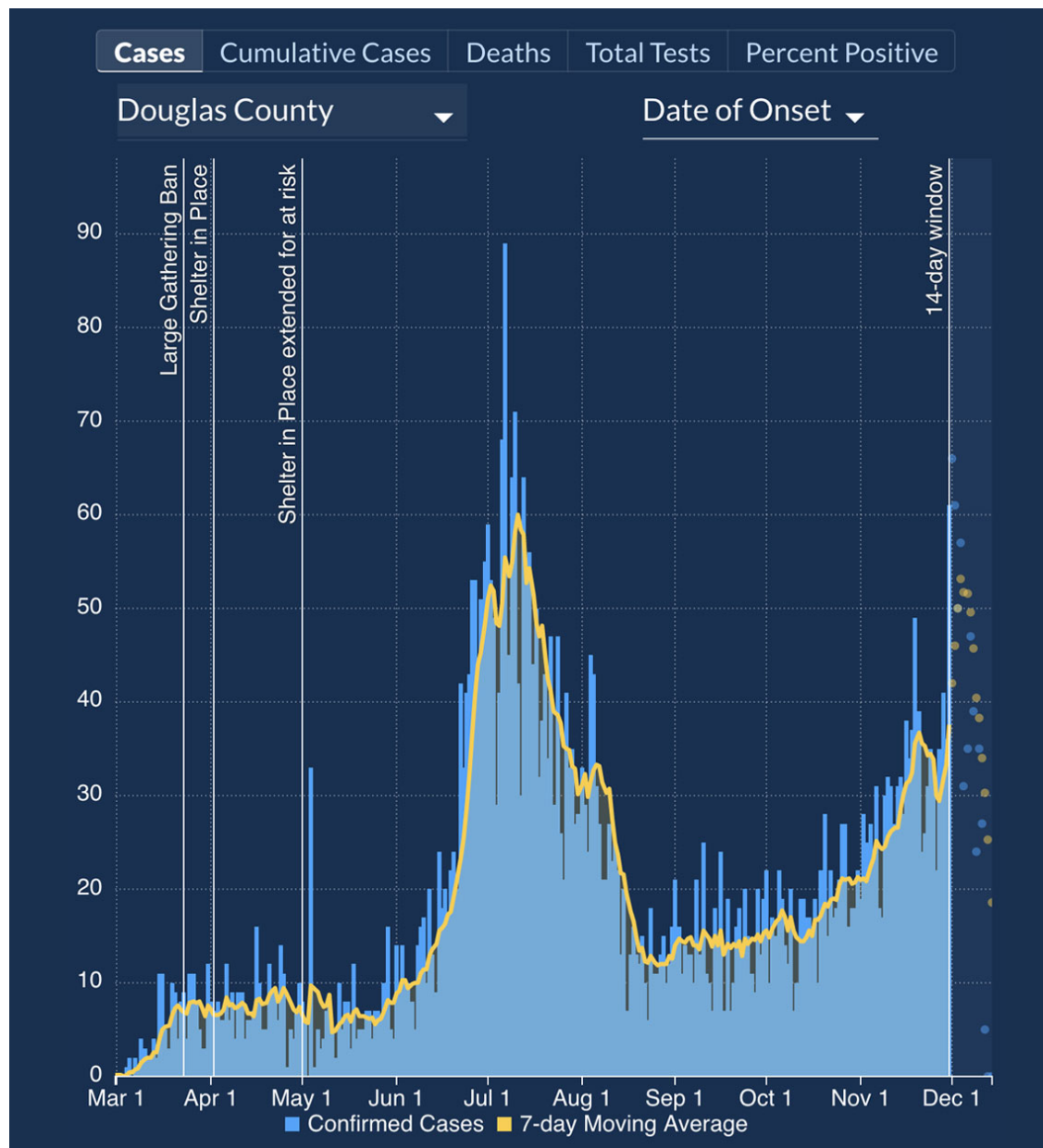
Reported Cases Over the Last 14 Days in Cobb and Douglas Counties



After a decrease in cases following the summer spike, reported COVID-19 cases are significantly rising in Cobb County in December. Also note: this graph only includes PCR positives, it does not include the rapid antigen

test results.

Source: GA Department of Public Health <https://dph.georgia.gov/covid-19-daily-status-report>



After a decrease in cases following the summer spike, reported COVID-19 cases are significantly rising in Douglas County in December. Also note: this graph only includes PCR positives, it does not include the rapid antigen test results.

Source: GA Department of Public Health <https://dph.georgia.gov/covid-19-daily-status-report>

Antigen Positive Cases to Date

Cobb County/Antigen
Positive Cases to Date:

4,646

Douglas County/Antigen
Positive Cases to Date:

1,017

Source: GA Department of Public Health

https://countyindicatorreport.s3.amazonaws.com/county_indicator_report_20201214.html#cases



COVID VACCINE INFO



Click on the link below for a fact sheet addressing common questions about the safety and efficacy of the new vaccines.

Answering Your Questions About the New COVID-19 Vaccine

Click on the links below for additional information concerning the

COVID-19 vaccine.

Benefits of Getting the Vaccine

Who Gets Vaccinated First?

For more up-to-date information about the COVID-19 Vaccine, please visit: <https://dph.georgia.gov/covid-vaccine>.



COMMUNITY UPDATES

Latest PSA Videos for Cobb and Douglas Counties



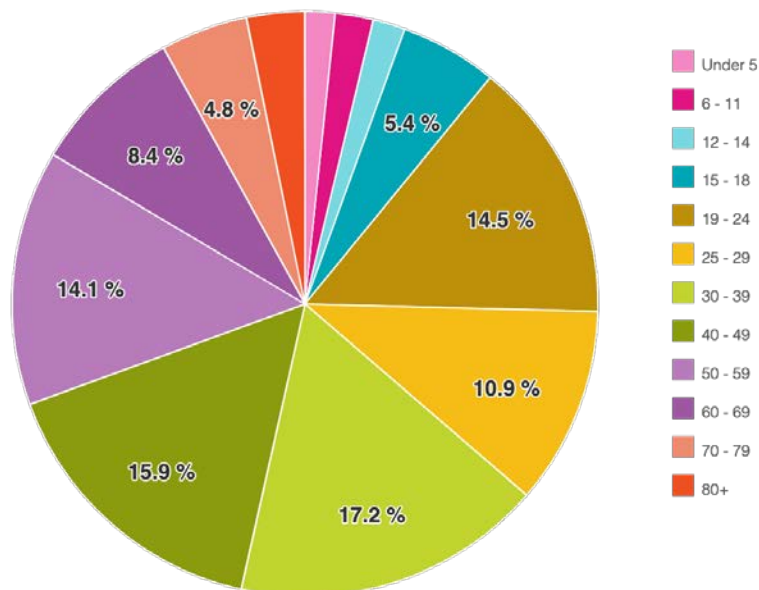
PSA for Cobb County



PSA for Douglas County

COVID-19 Related Cases by Age Group in Cobb and Douglas Counties

Cases by Age - Cobb County, GA

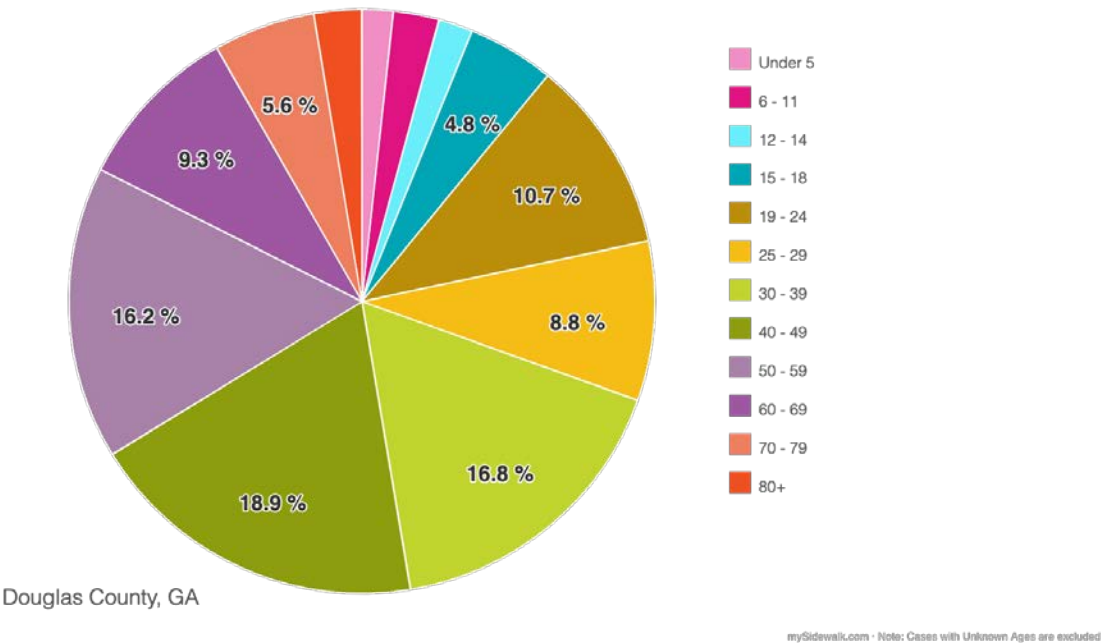


Cobb County, GA

Cobb: 19-49-year-olds make up approximately 45% of Cobb County but represent more than half (58.5%) of COVID-19 cases.

Source: GA Department of Public Health State Electronic Notifiable Disease Surveillance System (SENDSS)

Cases by Age - Douglas County, GA

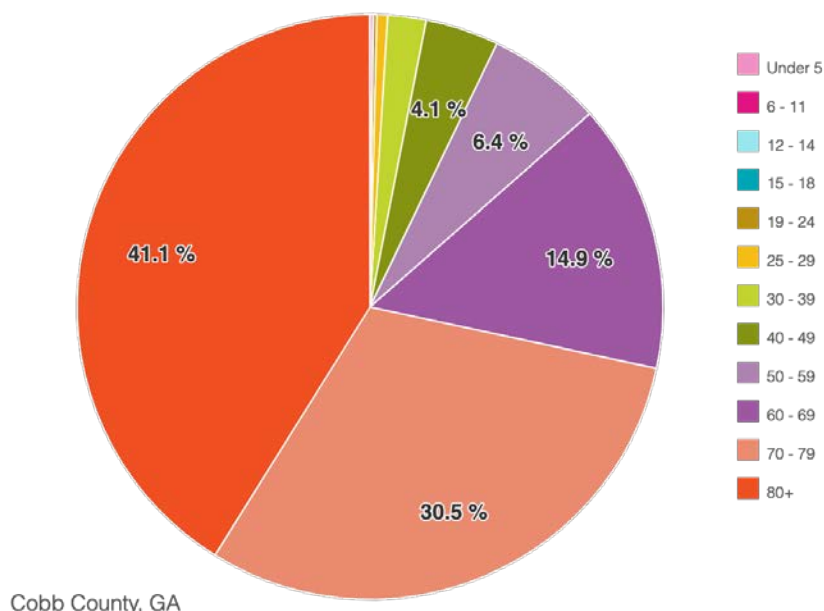


Douglas: 30-59-year-olds make up approximately 41% of Douglas County but represent more than half (51.9%) of COVID-19 cases.

Source: GA Department of Public Health State Electronic Notifiable Disease Surveillance System (SENDSS)

COVID-19 Related Deaths by Age Group in Cobb and Douglas Counties

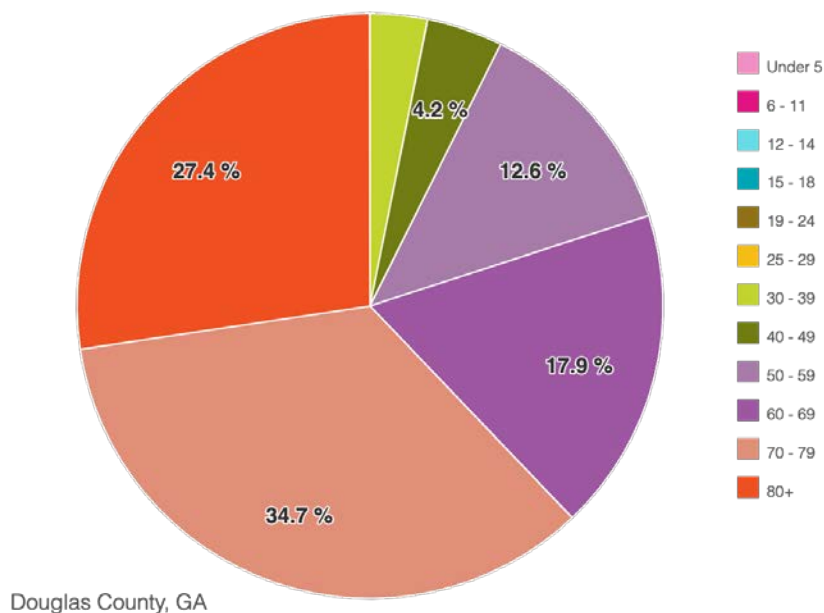
Deaths by Age Group - Cobb County, GA



Cobb: Residents aged 70+ make up approximately 8% of Cobb County residents but represent most of the COVID-19 deaths (71.6%). The total number of deaths in Cobb to date is 518.

Source: GA Department of Public Health State Electronic Notifiable Disease Surveillance System (SENDSS)

Deaths by Age Group - Douglas County, GA



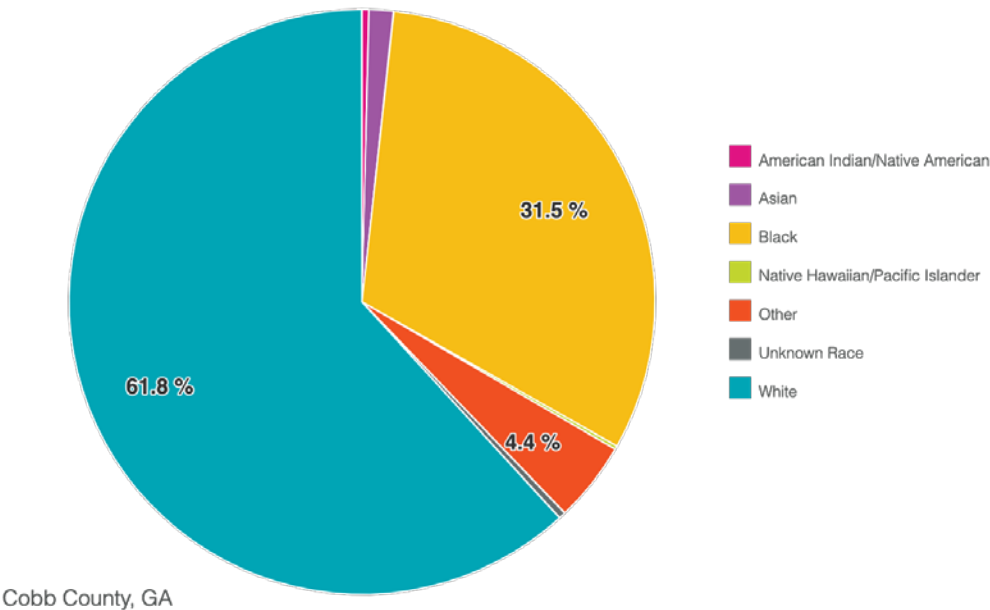
Douglas: Residents aged 60+ make up approximately 17.6% of Douglas

County residents but represent most of the COVID-19 deaths (80%). The total number of deaths in Douglas to date is 95.

Source: GA Department of Public Health State Electronic Notifiable Disease Surveillance System (SENDSS)

COVID-19 Related Deaths by Race in Cobb and Douglas Counties

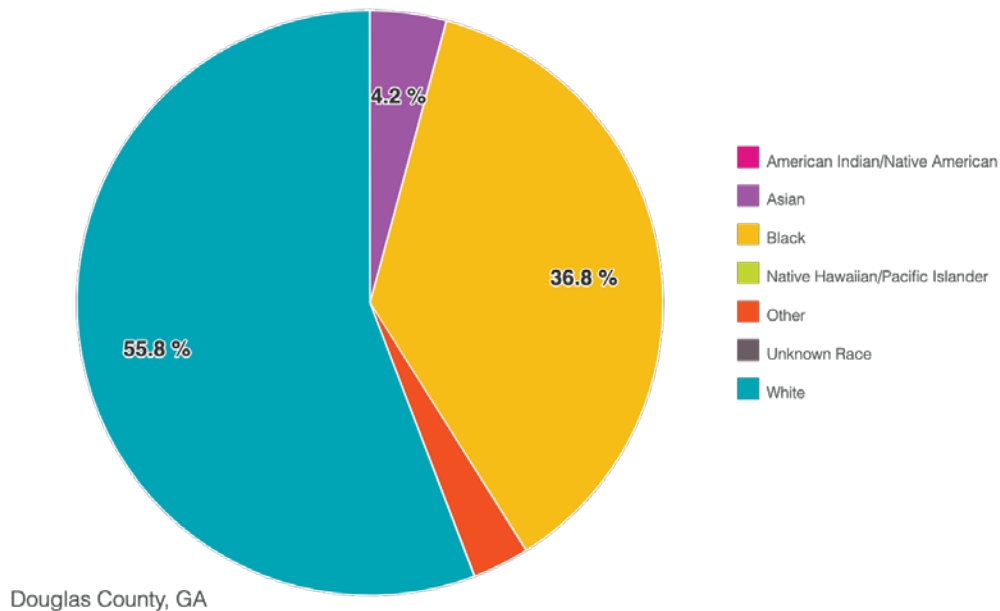
Deaths by Race - Cobb County, GA



Cobb: White residents make up approximately 62% of Cobb County, while representing 61.8% of COVID-19 deaths. Black residents make up 28.8% of Cobb County and represent 31.5% of COVID-19 deaths. These totals include both Hispanic and non-Hispanic ethnicities.

Source: GA Department of Public Health State Electronic Notifiable Disease Surveillance System (SENDSS)


Deaths by Race - Douglas County, GA



Douglas: White residents make up approximately 45% of Douglas County, while representing 55.8% of COVID-19 deaths. Black residents make up 49.7% of Douglas County and represent 36.8% of COVID-19 deaths. These totals include both Hispanic and non-Hispanic ethnicities.

Source: GA Department of Public Health State Electronic Notifiable Disease Surveillance System (SENDSS)

Latest Reported Cases from the Cobb, Douglas and Marietta School Systems





COVID GUIDANCE



ISOLATION/QUARANTINE?

Isolation Guidance: What to do if you are sick with COVID-19.

[Learn More About What to Do](#)

Quarantine Guidance: What to do if you were exposed to someone with the COVID-19.

[Learn More About What to Do](#)

Are you a business owner looking for more information on how to handle COVID-19 exposure at your place of business?

[Learn More About What to Do](#)

www.cobbanddouglaspublichealth.org



[View this email in your browser](#)

Copyright © 2020 Cobb & Douglas Public Health, All rights reserved.
You are receiving this email because you opted in on our website,
www.cobbanddouglaspublichealth.org.

Our mailing address is:
Cobb & Douglas Public Health
1650 County Services Pkwy
Marietta, GA 30008

[Add us to your address book](#)

Want to change how you receive these emails?
You can **[update your preferences](#)** or **[unsubscribe from this list](#)**.

CAUTION: This email originated outside Cobb County Government. Please exercise caution when opening links/attachments in this email .