



PENTEK INTELLIDRIVE™

PENTEK INTELLIDRIVE™ XL



XL EXTRA POWER UP TO 150 HP
EXTRA APPLICATIONS

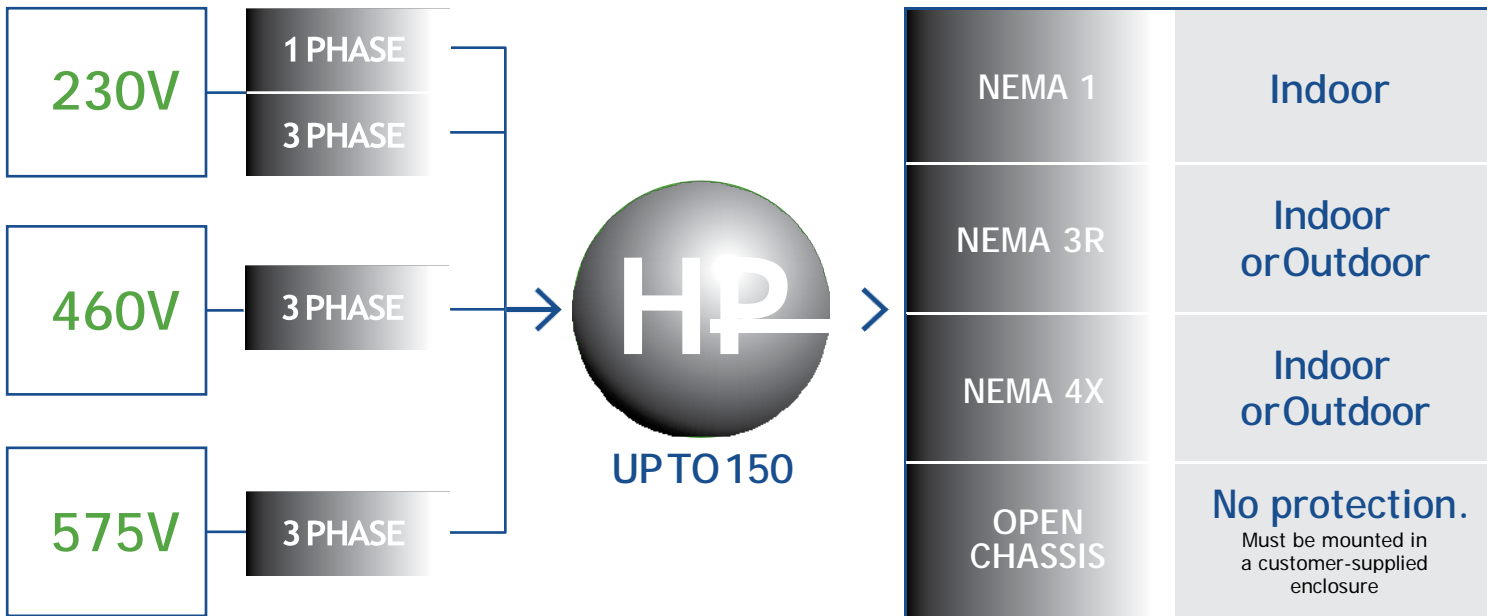
 **EDS** PUMPS & WATER TREATMENT LTD.

AN EASY WAY TO MANAGE WATER AND ENERGY

Pentek Intellidrive™ XL, the latest addition to our line of our variable frequency drives, is designed for large horse-power pumping applications. Selection is easy. Setup is simple. And you have powerful opportunities to customize as needs arise. All backed by expert, dedicated tech support, available to quickly and efficiently resolve any issues.

SELECTION IS EASY

By knowing these four simple details, we've made it easy to select the drive that's right for you.



SIMPLE SETUP

All it takes is a handful of simple steps and your drive is up and running for single pump, constant pressure applications.

PUMP AND MOTOR SETTINGS

Above/Below Ground • Horsepower • Voltage, Current • Nominal Speed

SYSTEM LEARNING

No Load • Sleep • No Flow

READY TO GO!

That's it. The drive is now ready to use. Following those simple steps to configure your system has you ready to move to the next job.

XL EXTRA POWER UP TO 150 HP
EXTRA APPLICATIONS

A DEGREE OF PROTECTION FROM:



HAZARDOUS PARTS



FALLING DIRT



HAZARDOUS PARTS



FALLING DIRT



WINDBLOWN DUST



RAIN



SNOW



SLEET/STORM



ICE



HAZARDOUS PARTS



FALLING DIRT



WINDBLOWN DUST



RAIN



SNOW



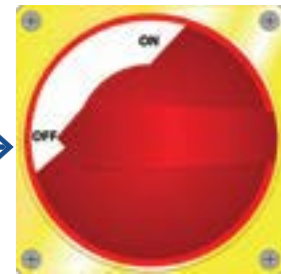
SLEET/STORM



SPLASHING HOSE DIRECTED



ICE



OPTIONAL FUSED DISC ON/OFF SWITCH

MORE WAYS TO CUSTOMIZE

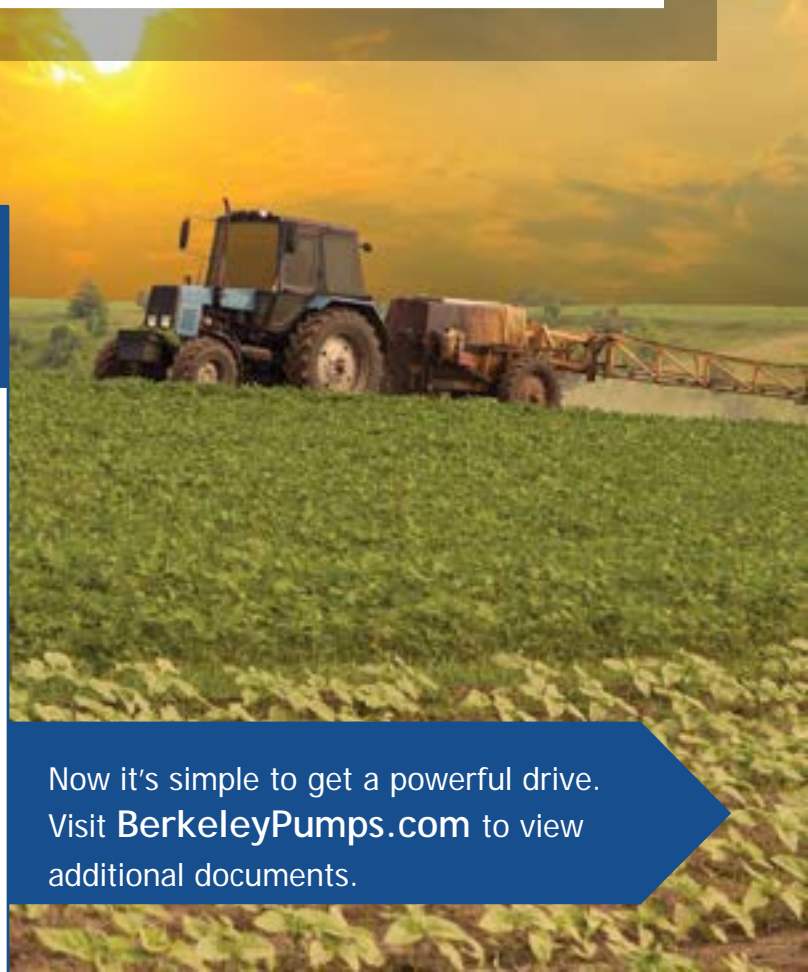
The offering is simple. Yet, you have plenty of ways to customize when you dig into the programming and the applications available. You can create the right drive for your needs. Configure drive details like multi-pump control, lead/lag operation, enclosure types, filters, communication methods, and various I/O options.



DEDICATED TECH SUPPORT

With Pentek Intellidrive XL, you get a knowledgeable sales force and team of application specialists specifically dedicated to helping you. We want to make your experience a profitable one. You'll get your questions answered quicker and get up and running sooner.

Now it's simple to get a powerful drive. Visit BerkeleyPumps.com to view additional documents.





HIGH LEVEL SPECIFICATIONS

Below is a list of high level specifications for the Pentek Intellidrive™ XL. The drive is designed to be used on submersible pumps with lead lengths up to 1,000 feet and with above ground pumps. Standard set-up is for constant pressure. However, the Pentek Intellidrive XL may be custom programmed for constant pressure, constant flow and level control. With a wider variety of applications, enhanced sleep mode, protection against dry runs, overcurrent and over pressure, the Pentek Intellidrive XL is the one drive to meet all of your needs.

Power Ratings	1 Phase 230V – 7.5 to 30 HP
	3 Phase 230V – 1 to 60 HP
	1 Phase 460V – 10 to 50 HP
	3 Phase 460V – 1 to 150 HP
	3 Phase 575V – 1 to 150 HP
Enclosure Types	IP20 Open / Chassis
	NEMA 1
	NEMA 3R
	NEMA 4X
More Standard I/O	Digital Inputs – 6
	Analog Inputs – 5
	Pulse Inputs – 2
	Digital Outputs – 2
	Analog Output – 4
Communication	Relay Output – 2
	Includes Modbus RTU, PROFIBUS, DeviceNet, PROFINET, EtherNet/IP, Modbus TCP available
Other	Real Time Clock Battery Back-up

SELECTION IS EASY. SETUP IS SIMPLE.
MORE WAY TO CUSTOMIZE. DEDICATED TECH SUPPORT.

Now it's simple to get a powerful drive.
Visit BerkeleyPumps.com to view additional documents.
Be sure to see your Pentair sales professional for information
on how to develop specification details on a drive that meets your needs.

PENTAIR



"When it comes to water...come to us."

23184 Fraser Hwy.
Langley BC V2Z 2V1

Phone: (604) 534-1115
Fax: (604) 534-5522