

**Center for National  
Truck and Bus Statistics**

**BUSES INVOLVED  
IN FATAL ACCIDENTS  
CODEBOOK 2000**

Anne Matteson  
Michael Shrank  
Daniel Hershberger  
Daniel Blower

March 2004

**UMTRI**

---

The University of Michigan  
Transportation Research Institute



BUSES INVOLVED IN FATAL ACCIDENTS CODEBOOK 2000  
(Version March 12, 2004)

Anne Matteson

Michael Shrank

Daniel Hershberger

Daniel Blower

Center for National Truck and Bus Statistics

University of Michigan Transportation Research Institute

March 2004

The research reported herein was conducted under general research funds provided by the Affiliates Program for the Center for National Truck and Bus Statistics and the Federal Motor Carrier Safety Administration. The opinions, findings, and conclusions expressed in this publication are those of the authors and not necessarily those of the U.S. Department of Transportation, Federal Motor Carrier Safety Administration, or the sponsors of the Affiliates Program.

Technical Report Documentation Page

1. Report No. <b>UMTRI-2004-10</b>		2. Government Accession No.		3. Recipient's Catalog No.	
4. Title and Subtitle <b>BUSES INVOLVED IN FATAL ACCIDENTS CODEBOOK 2000 (Version March 12, 2004)</b>				5. Report Date <b>March 2004</b>	
				6. Performing Organization Code	
7. Authors <b>Anne Matteson, Michael Shrank, Daniel Hershberger, Daniel Blower</b>				8. Performing Organization Report No. <b>UMTRI-2004-10</b>	
9. Performing Organization Name and Address <b>University of Michigan Transportation Research Institute 2901 Baxter Road, Ann Arbor, Michigan 48109-2150</b>				10. Work Unit No.	
				11. Contract or Grant No. <b>DTMC75-02-R-00090</b>	
12. Sponsoring Agency Name and Address <b>U.S. Department of Transportation Federal Motor Carrier Safety Administration 400 Seventh Street, S.W. Washington, D.C. 20590</b>				13. Type of Report and Period Covered <b>Special Report</b>	
				14. Sponsoring Agency Code	
15. Supplementary Notes					
16. Abstract  <p>This report provides one-way frequencies for all vehicles in UMTRI's file of Buses Involved in Fatal Accidents (BIFA), 2000. The 2000 BIFA file is a census of all buses involved in a fatal accident in the United States. The BIFA database provides coverage of buses recorded in the Fatality Analysis Reporting System (FARS) file. BIFA combines vehicle, accident, and occupant records from FARS with information about the physical configuration and operating authority of the bus from the BIFA survey.</p>					
17. Key Words <b>buses, fatal accident data</b>			18. Distribution Statement <b>Unlimited</b>		
19. Security Classification (of this report) <b>Unclassified</b>		20. Security Classification (of this page) <b>Unclassified</b>		21. No. of Pages <b>115</b>	22. Price



### Acknowledgments

The data documented in this report are the product of the dedicated efforts of many people. The project originated under the direction of Ken Campbell. Daniel Hershberger managed the survey and edited the cases. Stuart Snyder, Ariana Raymond, and Robert Allen served as interviewers. Their conscientious dedication to accuracy and completeness is greatly appreciated. The project would not have been possible without the willing cooperation of hundreds of bus owners, operators, and police officers across the country.

The BIFA survey is conducted by the Center for National Truck and Bus Statistics at the University of Michigan Transportation Research Institute with support from the Affiliates Program for the CNTBS. The preparation of the data file and codebook was supported by the Federal Motor Carrier Safety Administration.





## INTRODUCTION

### Overview

This report documents the March 12, 2004 version of the Buses Involved in Fatal Accidents, 2000, dataset. The report summarizes all the information in the computerized data file. That file contains records for all the buses that were involved in a fatal accident in all 50 U.S. states during calendar year 2000. A bus is defined as a vehicle designed to carry at least nine people, including the driver, that is not used for personal transportation. All the vehicles included in the BIFA file are from Version 24Aug01, 2001, of the Fatality Analysis Reporting System (FARS) file for 2000 accidents, developed by the National Highway Traffic Safety Administration (NHTSA).

The Center for National Truck and Bus Statistics (CNTBS) at the University of Michigan's Transportation Research Institute (UMTRI) has compiled the TIFA (Trucks Involved in Fatal Accidents) file each year since 1980. Patterned after this file, the BIFA database combines CNTBS survey data with FARS variables to provide complete national coverage and an enhanced description of all buses involved in fatal traffic accidents in the United States. The purpose of the BIFA file is to provide accurate and complete information on the fatal accident experience of buses nationwide to support the evaluation of bus traffic safety issues.

The 2000 BIFA file is a census file, including each of the 358 buses involved in a fatal traffic accident in 2000. This codebook presents the code levels and frequency distributions for each variable in the BIFA file.

Missing data rates for BIFA survey variables vary. The range of missing data values is illustrated by the following examples. Bus type (variable 1007) could not be determined for only one (0.3%) of the 358 cases. Hours driving (variable 1030) is unknown for 111 (31.0%) cases. Gross vehicle weight rating (variable 1013) could not be determined with certainty for 54 (15.1%) cases. This variable is obtained by decoding the Vehicle Identification Number (VIN). Cases for which the GVWR variable could not be decoded with certainty were coded as unknown.

The dataset includes virtually all the variables from the public version of the FARS file: the accident variables, the vehicle variables (for the bus), and the occupant variables (for the driver of the bus). All records in the BIFA file are at the vehicle level; that is, there is one record for each bus involved.

In addition to the variables from FARS (variables 1 through 362), there is a set of variables (numbers 1001 through 1060) that contains the information from the BIFA survey form. The bulk of this information is produced by telephone interviews with the driver, owner, or some other involved party. Some of this information is transcribed from police reports collected from the states.

Fifteen police reports involving fatal bus crashes in Pennsylvania were unavailable. For all of these cases, an attempt was made to match the FARS case to the Motor Carrier Management Information System (MCMIS) case using date, time, and vehicle information. The MCMIS file usually contains contact information for both owner and investigating officer. These data were used to obtain information when possible. Only those cases where the match was certain were pursued. Contact information for all fifteen cases became available as a result of the MCMIS match.

While the FARS file includes much information on the accident environment and events, the information on the vehicles involved, particularly buses, is limited. The BIFA survey supplements the FARS file with a detailed description of each bus and its operator. The BIFA survey collects information about the physical configuration of the bus, the type of organization operating the bus, and the type of application the bus was used for. In addition, the BIFA survey determines the seating capacity of the bus; its weight, length, and width; the number of passengers at the time of the crash; and several other details of the operations of the bus. (The BIFA survey instrument may be found in the appendix of this codebook.) The combination of the FARS accident-level variables with the physical description of the bus from the BIFA survey provides the most detailed account of buses involved in fatal accidents available.

#### Sources of Information

The first step in the acquisition of the data to supplement FARS is to obtain, from the states, copies of the police reports on all fatal accidents involving at least one bus. While the formats of these reports vary considerably from state to state, they all include the identities of the owner and the driver of the vehicles involved (though some states remove this information) and a description, sometimes very brief, of what occurred. These police reports are used to identify the appropriate respondent to contact and to check responses for accuracy. As mentioned earlier, fifteen police reports from one state were unavailable.

Information is collected primarily by telephone interviews. The person or company contacted is, when possible, the owner of the vehicle as listed in the police report. If no contact can be made with the owner, an attempt is made to reach the driver. If neither the owner nor the driver can be reached, as much information as possible is collected from other parties, such as the police officer who investigated the accident or the tow truck operator if the vehicle was towed from the scene. Finally, if no knowledgeable

respondent can be found, as much information as possible is coded from the police report. For these cases, variable 1048, which documents whether an interview was conducted, is coded "no," and variable 1049, police report, is coded "yes."

CNTBS survey staff are specially trained to collect the BIFA data. The training includes information on the types and uses of different buses, methods for locating knowledgeable respondents, and the different terms used in different industry segments and areas. Unlike many phone surveys in which questions are read from a script, the BIFA interview depends in large part on the knowledge of the CNTBS researchers. The extensive training about buses enables them to probe intelligently and effectively for the required information.

An experienced editor reviews each BIFA case. The editor decodes the VINs and reviews the bus description obtained in the interview for consistency and accuracy. The editor compares the description of each bus obtained by the survey with manufacturers' specifications and other materials. These materials include chassis and body specifications for many bus makes and models, as well as typical passenger seating configurations for different bus types and applications.

All modifications to survey responses are indicated in variables 1051 through 1060. Imputations made by the editor to fill in missing data elements are also indicated there. The numbers coded in these variables are the question numbers on the interview form. For example, a "16" in variable 1052 indicates that the second item corrected or derived for that particular case was the response to question 16 on the interview form. There is no particular pattern to the order in which such modifications are indicated. Derivations were made when the editor was able to deduce a piece of information to fill in something missing on the interview form. For example, an empty weight might have been estimated for the bus by decoding the VIN to identify the model, consulting the manufacturer's specifications for the cab and chassis weight, and then adding the appropriate amount for the body.

#### Number of Cases

Version 24Aug01 of the 2000 FARS file lists 357 vehicles involved in fatal accidents in the United States, that were identified as possible buses. However, some of the selected vehicles were subsequently found to be non-passenger carrying vehicles. These included motor home conversions and air cargo delivery vans. Altogether seven cases were determined to be something other than a bus. In addition, eight cases were identified during the TIFA interviewing process that proved to be buses, not trucks. These cases were not identified as buses in any FARS variable, but were only discovered because the CNTBS also surveys trucks involved in fatal accidents. Adding these eight cases to the 357 cases identified in FARS yields 365 vehicles. Subtracting the seven

vehicles incorrectly identified in FARS as a bus leaves 358, which is the number of buses involved in fatal traffic accidents in 2000.

#### Obtaining Information from the Dataset

This report provides counts and distributions of the code values for each variable in the BIFA file. These tabulations are useful for understanding the variables available in the file, the completeness of the data, and the number of cases with any specific code value.

Many research questions require more detailed cross-classification of the data. The staff of the Center for National Truck and Bus Statistics at UMTRI is pleased to make appropriate runs for outside users. Requests for consultation on and analysis of the data are welcome and may be addressed to Daniel Blower at (734) 764-0248. The file has also been provided to the FMCSA. Finally, while every effort has been made to check the accuracy of the data, the file may contain errors not yet detected.

BUSES INVOLVED IN FATAL ACCIDENTS, 2000  
FARS ACCIDENT VARIABLES

Variable Number	Variable Name	Width	Storage Type	Page Number
1	CASE STATE	2	Numeric	15
2	CASE NUMBER	4	Numeric	16
7	CITY	4	Numeric	16
8	COUNTY	3	Numeric	16
9	ACCIDENT DATE - MONTH	2	Numeric	17
10	ACCIDENT DATE - DAY	2	Numeric	17
11	ACCIDENT DATE - YEAR	4	Numeric	17
12	ACCIDENT TIME - HOUR	2	Numeric	17
13	ACCIDENT TIME - MINUTE	2	Numeric	18
14	NUMBER OF VEHICLE FORMS	2	Numeric	18
15	NUMBER OF PERSON FORMS	2	Numeric	19
16	LAND USE	1	Numeric	19
17	NATIONAL HIGHWAY SYSTEM	1	Numeric	20
18	ROADWAY FUNCTION CLASS	2	Numeric	20
19	ROUTE SIGNING	1	Numeric	20
20	TRAFFICWAY IDENTIFIER	20	Alphabetic	21
21	MILEPOINT	5	Numeric	21
22	SPECIAL JURISDICTION	1	Numeric	21
23	FIRST HARMFUL EVENT	2	Numeric	22
24	MANNER OF COLLISION	1	Numeric	24
25	RELATION TO JUNCTION	2	Numeric	24
26	RELATION TO ROADWAY	2	Numeric	25
27	TRAFFICWAY FLOW	1	Numeric	25
28	NUMBER OF TRAVEL LANES	1	Numeric	25
29	SPEED LIMIT	2	Numeric	26
30	ROADWAY ALIGNMENT	1	Numeric	26
31	ROADWAY PROFILE	1	Numeric	26
32	ROADWAY SURFACE TYPE	1	Numeric	27
33	ROADWAY SURFACE CONDITION	1	Numeric	27
34	TRAFFIC CONTROL DEVICE	2	Numeric	27
35	TRAFFIC CONT FUNCTIONING	1	Numeric	29
36	HIT AND RUN	1	Numeric	29
37	LIGHT CONDITION	1	Numeric	29
38	ATMOSPHERIC CONDITIONS	1	Numeric	29
39	CONSTRUCTION/MAINT ZONE	1	Numeric	30
40	EMS NOTIFIED - HOUR	2	Numeric	30
41	EMS NOTIFIED - MINUTE	2	Numeric	30
42	EMS ARRIVAL - HOUR	2	Numeric	31
43	EMS ARRIVAL - MINUTE	2	Numeric	31
46	SCHOOL BUS RELATED	1	Numeric	31
48	RAIL GRADE CROSSING ID	7	Alphabetic	31
49	NUMBER FATALITIES IN ACC	2	Numeric	32
50	DAY OF WEEK	1	Numeric	32
51	NUMBER DRINKING DRIVERS	1	Numeric	32
52	ACCIDENT DATE - JULIAN	5	Numeric	32
53	NUMBER UNINJURED IN ACC	2	Numeric	33
54	NUMBER C-INJURED IN ACC	2	Numeric	33
55	NUMBER B-INJURED IN ACC	2	Numeric	33
56	NUMBER A-INJURED IN ACC	2	Numeric	34
57	NUMBER K-INJURED IN ACC	2	Numeric	34

BUSES INVOLVED IN FATAL ACCIDENTS, 2000  
FARS ACCIDENT VARIABLES

<u>Variable Number</u>	<u>Variable Name</u>	<u>Width</u>	<u>Storage Type</u>	<u>Page Number</u>
58	NUM UNK INJURED IN ACC	2	Numeric	35
59	ACC RELATED FACTORS #1	2	Numeric	35
60	ACC RELATED FACTORS #2	2	Numeric	36
61	ACC RELATED FACTORS #3	2	Numeric	36
71	LATITUDE	8	Alphabetic	36
72	LONGITUDE	9	Alphabetic	37

BUSES INVOLVED IN FATAL ACCIDENTS, 2000  
FARS VEHICLE VARIABLES

Variable Number	Variable Name	Width	Storage Type	Page Number
104	VEHICLE NUMBER	2	Numeric	39
107	NUMBER OF OCCUPANTS	2	Numeric	39
108	VEHICLE MAKE	2	Numeric	40
109	VEHICLE MAKE-MODEL	5	Numeric	40
110	BODY TYPE	2	Numeric	41
111	MODEL YEAR	4	Numeric	42
112	VIN	12	Alphabetic	42
123	REGISTRATION STATE	2	Numeric	42
124	REGISTERED VEHICLE OWNER	1	Numeric	44
125	ROLLOVER	1	Numeric	44
126	JACKKNIFE	1	Numeric	44
127	TRAVEL SPEED	2	Numeric	45
128	HAZARDOUS CARGO	1	Numeric	45
129	VEHICLE TRAILERING	1	Numeric	45
130	VEHICLE CONFIGURATION	1	Numeric	45
131	NUMBER OF AXLES	2	Numeric	46
132	CARGO BODY TYPE	2	Numeric	46
133	SPECIAL USE	1	Numeric	46
134	EMERGENCY USE	1	Numeric	47
135	IMPACT POINT - INITIAL	2	Numeric	47
136	IMPACT POINT - PRINCIPAL	2	Numeric	48
137	EXTENT OF DEFORMATION	1	Numeric	48
138	VEHICLE ROLE	1	Numeric	48
139	MANNER OF LEAVING SCENE	1	Numeric	49
140	FIRE OCCURRENCE	1	Numeric	49
142	VEHICLE MANEUVER	2	Numeric	49
143	CRASH AVOIDANCE MANUEVER	1	Numeric	50
144	MOST HARMFUL EVENT	2	Numeric	50
145	NUMBER OF DEATHS IN VEH	2	Numeric	52
151	VIN TRUCK FUEL CODE	1	Numeric	52
152	VIN TRUCK WEIGHT CODE	1	Numeric	53
153	VIN TRUCK SERIES	3	Alphabetic	53
155	LENGTH OF VIN	2	Numeric	53
156	NUMBER UNINJURED IN VEH	2	Numeric	54
157	NUMBER C-INJURED IN VEH	2	Numeric	54
158	NUMBER B-INJURED IN VEH	2	Numeric	54
159	NUMBER A-INJURED IN VEH	2	Numeric	55
160	NUMBER K-INJURED IN VEH	2	Numeric	55
161	NUM UNK INJURED IN VEH	2	Numeric	55
162	VEH RELATED FACTORS #1	2	Numeric	55
163	VEH RELATED FACTORS #2	2	Numeric	56
164	UNDERRIDE/OVERRIDE	1	Numeric	57
170	MOTOR CARRIER ID NUMBER	11	Alphabetic	57
171	BUS USE	1	Numeric	57
172	GROSS WEIGHT RATING-GVWR	1	Numeric	58





BUSES INVOLVED IN FATAL ACCIDENTS, 2000  
FARS DRIVER VARIABLES

Variable Number	Variable Name	Width	Storage Type	Page Number
207	DRIVER PRESENCE	1	Numeric	59
208	DRIVER DRINKING	1	Numeric	59
209	LICENSE STATE	2	Numeric	59
210	NON-CDL LICENSE STATUS	1	Numeric	60
211	LICENSE CLASS COMPLIANCE	1	Numeric	61
212	CDL LICENSE STATUS	1	Numeric	61
213	LICENSE ENDORSEMENTS	1	Numeric	62
214	LICENSE RESTRICTIONS MET	1	Numeric	62
216	NUMBER OF PREV ACCIDENTS	2	Numeric	62
217	NUMBER PREV SUSPENSIONS	2	Numeric	62
218	NUMBER OF PREV DWI CONV	2	Numeric	63
219	NUM PREV SPEEDING CONV	2	Numeric	63
220	NUM PREV OTHER MV CONV	2	Numeric	63
221	LAST ACCIDENT - MONTH	2	Numeric	64
222	LAST ACCIDENT - YEAR	4	Numeric	64
223	FIRST ACCIDENT - MONTH	2	Numeric	64
224	FIRST ACCIDENT - YEAR	4	Numeric	65
227	DRIVER RELATED FACTORS#1	2	Numeric	65
228	DRIVER RELATED FACTORS#2	2	Numeric	68
229	DRIVER RELATED FACTORS#3	2	Numeric	68
230	DRIVER RELATED FACTORS#4	2	Numeric	69
231	VIOLATIONS CHARGED #1	2	Numeric	70
232	VIOLATIONS CHARGED #2	2	Numeric	72
233	VIOLATIONS CHARGED #3	2	Numeric	72
235	DRIVER HEIGHT	2	Numeric	73
236	DRIVER WEIGHT	3	Numeric	73



BUSES INVOLVED IN FATAL ACCIDENTS, 2000  
FARS OCCUPANT VARIABLES

Variable Number	Variable Name	Width	Storage Type	Page Number
306	OCCUPANT NUMBER	2	Numeric	75
308	OCCUPANT AGE	2	Numeric	75
309	OCCUPANT SEX	1	Numeric	76
310	OCCUPANT TYPE	2	Numeric	76
311	OCC SEATING POSITION	2	Numeric	77
312	RESTRAINT SYSTEM USE	2	Numeric	77
313	AIR BAG AVAIL/DEPLOY	2	Numeric	77
314	OCCUPANT EJECTION	1	Numeric	78
315	EJECTION PATH	1	Numeric	78
316	OCCUPANT EXTRICATION	1	Numeric	78
321	DRUG INVOLVEMENT	1	Numeric	78
322	DRUG DETERMINATION	1	Numeric	79
323	DRUG TEST TYPE #1	1	Numeric	79
324	DRUG TEST RESULTS #1	3	Numeric	79
325	DRUG TEST TYPE #2	1	Numeric	80
326	DRUG TEST RESULTS #2	3	Numeric	80
327	DRUG TEST TYPE #3	1	Numeric	81
328	DRUG TEST RESULTS #3	3	Numeric	82
329	OCCUPANT INJURY SEVERITY	1	Numeric	82
330	OCC TAKEN TO HOSPITAL	1	Numeric	83
331	OCC DEATH DATE - MONTH	2	Numeric	83
332	OCC DEATH DATE - DAY	2	Numeric	84
333	OCC DEATH DATE - YEAR	4	Numeric	84
334	OCC DEATH TIME - HOURS	2	Numeric	84
335	OCC DEATH TIME - MINUTES	2	Numeric	84
336	LAG TIME ACC/DEATH - HRS	3	Numeric	85
342	OCC FATAL INJURY AT WORK	1	Numeric	85
345	OCC ALCOHOL INVOLVEMENT	1	Numeric	85
346	OCC METH ALC DETERMINAT	1	Numeric	85
347	ALCOHOL TEST TYPE	1	Numeric	86
348	OCC ALCOHOL TEST RESULT	2	Numeric	86
361	RACE	2	Numeric	86
362	HISPANIC ORIGIN	2	Numeric	87



BUSES INVOLVED IN FATAL ACCIDENTS, 2000  
SURVEY VARIABLES

Variable Number	Variable Name	Width	Storage Type	Page Number
1001	BUS MAKE	3	Numeric	89
1002	MODEL YEAR	4	Numeric	89
1003	FRONT OF BUS	1	Numeric	90
1004	ENGINE LOCATION	1	Numeric	90
1005	FUEL TYPE	1	Numeric	90
1006	BUS MODEL	10	Alphabetic	91
1007	BUS TYPE	1	Numeric	91
1008	DESCRIPTION OF BUS	50	Alphabetic	91
1009	NUMBER OF AXLES	1	Numeric	92
1010	BODY STYLE	1	Numeric	92
1011	PASS SEATING CAPACITY	3	Numeric	92
1012	NUMBER OF PASSENGERS	3	Numeric	94
1013	GROSS VEH WEIGHT RATING	1	Numeric	95
1014	EMPTY WEIGHT	6	Numeric	95
1015	LENGTH	3	Numeric	96
1016	WIDTH	3	Numeric	96
1017	PASSENGER RESTRAINT	1	Numeric	97
1018	TYPE OF RESTRAINT	1	Numeric	97
1019	DESCRIPTION OF OPER AUTH	50	Alphabetic	97
1020	FLEET SIZE	6	Numeric	98
1021	NUMBER OWNED	6	Numeric	98
1022	NUMBER LEASED	6	Numeric	99
1023	BUS OPERATOR TYPE	2	Numeric	99
1024	AREA OF OPERATION	1	Numeric	99
1025	OPERATING AUTHORITY	1	Numeric	99
1026	TRIP TYPE	1	Numeric	100
1027	ROLLOVER	1	Numeric	100
1028	DIRECTION OF ROLL	1	Numeric	100
1029	NUMBER OF QUARTER TURNS	2	Numeric	100
1030	HOURS DRIVING	2	Numeric	101
1033	COMPENSATION-HOURLY	1	Numeric	101
1034	COMPENSATION-MILEAGE	1	Numeric	101
1035	COMPENSATION-TIPS	1	Numeric	101
1036	COMPENSATION-% REVENUE	1	Numeric	102
1037	COMPENSATION-SALARY	1	Numeric	102
1038	COMPENSATION-DRIVER OWN	1	Numeric	102
1039	COMPENSATION-OTHER	1	Numeric	102
1040	DESCRIBE COMPENSATION	50	Alphabetic	102
1041	ACCIDENT TYPE	2	Numeric	103
1048	INTERVIEW CONDUCTED	1	Numeric	103
1049	POLICE REPORT	1	Numeric	103
1050	FAX/MAIL	1	Numeric	104
1051	1ST QUESTION DERIVED	2	Numeric	104
1052	2ND QUESTION DERIVED	2	Numeric	104
1053	3RD QUESTION DERIVED	2	Numeric	104
1054	4TH QUESTION DERIVED	2	Numeric	105
1055	5TH QUESTION DERIVED	2	Numeric	105
1056	6TH QUESTION DERIVED	2	Numeric	105
1057	7TH QUESTION DERIVED	2	Numeric	105
1058	8TH QUESTION DERIVED	2	Numeric	105

BUSES INVOLVED IN FATAL ACCIDENTS, 2000  
SURVEY VARIABLES

<u>Variable Number</u>	<u>Variable Name</u>	<u>Width</u>	<u>Storage Type</u>	<u>Page Number</u>
1059	9TH QUESTION DERIVED	2	Numeric	105
1060	10TH QUESTION DERIVED	2	Numeric	106

The ACCIDENT Variables

Variables 1 through 72 are the FARS variables that describe the accident.

Variable 1	CASE STATE		Width: 2	Type: Numeric
			Dec: None	Miss: None
N	Prcnt	Code Value and Description		
3	0.8	1 Alabama		
3	0.8	2 Alaska		
7	2.0	4 Arizona		
1	0.3	5 Arkansas		
38	10.6	6 California		
8	2.2	8 Colorado		
2	0.6	9 Connecticut		
1	0.3	10 Delaware		
3	0.8	11 District of Columbia		
38	10.6	12 Florida		
12	3.4	13 Georgia		
4	1.1	15 Hawaii		
0	0.0	16 Idaho		
13	3.6	17 Illinois		
4	1.1	18 Indiana		
5	1.4	19 Iowa		
4	1.1	20 Kansas		
4	1.1	21 Kentucky		
2	0.6	22 Louisiana		
0	0.0	23 Maine		
4	1.1	24 Maryland		
3	0.8	25 Massachusetts		
17	4.7	26 Michigan		
10	2.8	27 Minnesota		
3	0.8	28 Mississippi		
8	2.2	29 Missouri		
0	0.0	30 Montana		
0	0.0	31 Nebraska		
6	1.7	32 Nevada		
1	0.3	33 New Hampshire		
13	3.6	34 New Jersey		
5	1.4	35 New Mexico		
33	9.2	36 New York		
7	2.0	37 North Carolina		
1	0.3	38 North Dakota		
9	2.5	39 Ohio		
8	2.2	40 Oklahoma		
0	0.0	41 Oregon		
17	4.7	42 Pennsylvania		
2	0.6	44 Rhode Island		
2	0.6	45 South Carolina		
0	0.0	46 South Dakota		
7	2.0	47 Tennessee		
28	7.8	48 Texas		

BUSES INVOLVED IN FATAL ACCIDENTS, 2000  
FARS ACCIDENT VARIABLES

Variable 1:CASE STATE (Continued)

N	Prcnt	Code	Value and Description
4	1.1	49	Utah
0	0.0	50	Vermont
4	1.1	51	Virginia
4	1.1	53	Washington
0	0.0	54	West Virginia
7	2.0	55	Wisconsin
3	0.8	56	Wyoming

---

Variable 2	CASE NUMBER	Width: 4	Type: Numeric
		Dec: None	Miss: None

---

CASE NUMBER ASSIGNED WITHIN STATES

N	Prcnt	Code	Value and Description
1	0.3	1	
		-	Case number
0	0.0	9999	

---

Variable 7	CITY	Width: 4	Type: Numeric
		Dec: None	Miss: 9999

---

CITY - GSA GEOGRAPHIC LOCATION CODE

N	Prcnt	Code	Value and Description
137	38.3	0	Not applicable
0	0.0	1	
		-	GSA code
0	0.0	9996	
1	0.3	9997	Other
0	0.0	9999	Unknown

---

Variable 8	COUNTY	Width: 3	Type: Numeric
		Dec: None	Miss: 999

---

COUNTY - GSA GEOGRAPHIC LOCATION CODE

N	Prcnt	Code	Value and Description
0	0.0	0	Not applicable
12	3.4	1	
		-	GSA code
0	0.0	996	
0	0.0	997	Other
0	0.0	999	Unknown



BUSES INVOLVED IN FATAL ACCIDENTS, 2000  
 FARS ACCIDENT VARIABLES

---

Variable 9	ACCIDENT DATE - MONTH	Width: 2	Type: Numeric
		Dec: None	Miss: 99

---

N	Prcnt	Code	Value and Description
43	12.0	1	January
29	8.1	2	February
39	10.9	3	March
29	8.1	4	April
33	9.2	5	May
33	9.2	6	June
17	4.7	7	July
19	5.3	8	August
24	6.7	9	September
29	8.1	10	October
28	7.8	11	November
35	9.8	12	December

---

Variable 10	ACCIDENT DATE - DAY	Width: 2	Type: Numeric
		Dec: None	Miss: 99

---

N	Prcnt	Code	Value and Description
9	2.5	1	- Day of month
6	1.7	31	

---

Variable 11	ACCIDENT DATE - YEAR	Width: 4	Type: Numeric
		Dec: None	Miss: 9999

---

N	Prcnt	Code	Value and Description
358	100.0	2000	2000

---

Variable 12	ACCIDENT TIME - HOUR	Width: 2	Type: Numeric
		Dec: None	Miss: 99

---

N	Prcnt	Code	Value and Description
8	2.2	0	12:01 am - 12:59 am
4	1.1	1	1:00 am - 1:59 am
3	0.8	2	2:00 am - 2:59 am
4	1.1	3	3:00 am - 3:59 am
3	0.8	4	4:00 am - 4:59 am
15	4.2	5	5:00 am - 5:59 am
26	7.3	6	6:00 am - 6:59 am
32	8.9	7	7:00 am - 7:59 am
38	10.6	8	8:00 am - 8:59 am
15	4.2	9	9:00 am - 9:59 am
8	2.2	10	10:00 am - 10:59 am

BUSES INVOLVED IN FATAL ACCIDENTS, 2000  
FARS ACCIDENT VARIABLES

## Variable 12: ACCIDENT TIME - HOUR (Continued)

N	Prcnt	Code	Value and Description
13	3.6	11	11:00 am - 11:59 am
12	3.4	12	12:00 pm - 12:59 pm
12	3.4	13	1:00 pm - 1:59 pm
23	6.4	14	2:00 pm - 2:59 pm
39	10.9	15	3:00 pm - 3:59 pm
23	6.4	16	4:00 pm - 4:59 pm
19	5.3	17	5:00 pm - 5:59 pm
25	7.0	18	6:00 pm - 6:59 pm
13	3.6	19	7:00 pm - 7:59 pm
5	1.4	20	8:00 pm - 8:59 pm
9	2.5	21	9:00 pm - 9:59 pm
3	0.8	22	10:00 pm - 10:59 pm
6	1.7	23	11:00 pm - 11:59 pm
0	0.0	24	12:00 midnight
0	0.0	99	Unknown

---

Variable 13	ACCIDENT TIME - MINUTE	Width: 2	Type: Numeric
		Dec: None	Miss: 99

---

N	Prcnt	Code	Value and Description
27	7.5	0	- Minute
3	0.8	59	
0	0.0	99	Unknown

---

Variable 14	NUMBER OF VEHICLE FORMS	Width: 2	Type: Numeric
		Dec: None	Miss: None

---

## NUMBER OF VEHICLES INVOLVED IN ACCIDENT

N	Prcnt	Code	Value and Description
118	33.0	1	1 vehicle
188	52.5	2	2 vehicles
28	7.8	3	3 vehicles
12	3.4	4	4 vehicles
10	2.8	5	5 vehicles
1	0.3	6	6 vehicles
1	0.3	20	20 vehicles

Variable 15	NUMBER OF PERSON FORMS	Width: 2	Type: Numeric
		Dec: None	Miss: None

NUMBER OF PERSONS INVOLVED IN ACCIDENT

Does not include uninjured bus or railway train occupants

N	Prcnt	Code	Value and Description
4	1.1	1	1 person
173	48.3	2	2 persons
45	12.6	3	3 persons
32	8.9	4	4 persons
19	5.3	5	5 persons
19	5.3	6	6 persons
9	2.5	7	7 persons
13	3.6	8	8 persons
7	2.0	9	9 persons
2	0.6	10	10 persons
4	1.1	11	11 persons
2	0.6	12	12 persons
1	0.3	13	13 persons
1	0.3	14	14 persons
3	0.8	15	15 persons
4	1.1	16	16 persons
2	0.6	17	17 persons
1	0.3	19	19 persons
2	0.6	20	20 persons
3	0.8	21	21 persons
1	0.3	22	22 persons
1	0.3	24	24 persons
2	0.6	26	26 persons
1	0.3	27	27 persons
1	0.3	32	32 persons
1	0.3	34	34 persons
2	0.6	35	35 persons
1	0.3	37	37 persons
1	0.3	41	41 persons
1	0.3	42	42 persons
0	0.0	99	unknown persons

Variable 16	LAND USE	Width: 1	Type: Numeric
		Dec: None	Miss: 9

LAND USE - FHWA CLASSIFICATION

Recode of Roadway Function Class (V 18)

N	Prcnt	Code	Value and Description
218	60.9	1	Urban area
132	36.9	2	Rural area
8	2.2	9	Unknown

BUSES INVOLVED IN FATAL ACCIDENTS, 2000  
FARS ACCIDENT VARIABLES

---

Variable 17	NATIONAL HIGHWAY SYSTEM	Width: 1	Type: Numeric
		Dec: None	Miss: 9

National Highway System (NHS) includes the entire Interstate System, and consists of principal arterial system routes and some Strategic Highway Network connectors functionally classified below principal arterial.

N	Prct	Code	Value and Description
254	70.9	0	This section is not on the NHS
92	25.7	1	This section is on the NHS
12	3.4	9	Unknown if this section is on the NHS

---

Variable 18	ROADWAY FUNCTION CLASS	Width: 2	Type: Numeric
		Dec: None	Miss: 99

N	Prct	Code	Value and Description
Rural			
19	5.3	1	Principal arterial - interstate
27	7.5	2	Principal arterial - other
30	8.4	3	Minor arterial
20	5.6	4	Major collector
6	1.7	5	Minor collector
26	7.3	6	Local road or street
4	1.1	9	Unknown rural
Urban			
17	4.7	11	Principal arterial - interstate
11	3.1	12	Principal arterial - other freeways or expressways
69	19.3	13	Other principal arterial
53	14.8	14	Minor arterial
10	2.8	15	Collector
53	14.8	16	Local road or street
5	1.4	19	Unknown urban
8	2.2	99	Unknown

---

Variable 19	ROUTE SIGNING	Width: 1	Type: Numeric
		Dec: None	Miss: 9

N	Prct	Code	Value and Description
34	9.5	1	Interstate
49	13.7	2	U.S. highway
79	22.1	3	State highway
46	12.8	4	County road
Local Street			
18	5.0	5	Township
106	29.6	6	Municipality

Variable 19:ROUTE SIGNING (Continued)

N	Prcnt	Code	Value and Description
4	1.1	7	Frontage road
16	4.5	8	Other
6	1.7	9	Unknown

---

Variable 20      TRAFFICWAY IDENTIFIER      Width: 20      Type: Alphabetic  
 Dec:    None      Miss: None

N	Prcnt	Code	Value and Description
1	0.3	99999999999999999999	Unknown

---

Variable 21      MILEPOINT      Width: 5      Type: Numeric  
 Dec:    None      Miss: 99999

N	Prcnt	Code	Value and Description
143	39.9	0	None
4	1.1	1	
		-	Actual to nearest .1 mile
0	0.0	99990	
53	14.8	99999	Unknown

---

Variable 22      SPECIAL JURISDICTION      Width: 1      Type: Numeric  
 Dec:    None      Miss: 9

N	Prcnt	Code	Value and Description
354	98.9	0	No special jurisdiction
0	0.0	1	National Park Service
0	0.0	2	Military
4	1.1	3	Indian reservation
0	0.0	4	College/University campus
0	0.0	5	Other Federal properties
0	0.0	8	Other
0	0.0	9	Unknown

BUSES INVOLVED IN FATAL ACCIDENTS, 2000  
FARS ACCIDENT VARIABLES

Variable 23	FIRST HARMFUL EVENT	Width: 2	Type: Numeric
		Dec: None	Miss: 99

## 1ST EVENT CAUSING INJURY/PROPERTY DAMAGE

N	Prcnt	Code	Value and Description
4	1.1	1	Overturn
0	0.0	2	Fire/explosion
0	0.0	3	Immersion
0	0.0	4	Gas inhalation
4	1.1	5	Fell from vehicle
3	0.8	6	Injured in vehicle
1	0.3	7	Other noncollision
90	25.1	8	Pedestrian
9	2.5	9	Pedalcycle
1	0.3	10	Railway train
0	0.0	11	Animal
218	60.9	12	Motor vehicle in transport
8	2.2	13	Motor vehicle in transport in other roadway
1	0.3	14	Parked motor vehicle
1	0.3	15	Other type nonmotorist
0	0.0	16	Thrown or falling object
0	0.0	17	Boulder
1	0.3	18	Other object (not fixed)
0	0.0	19	Building
0	0.0	20	Impact attenuator/crash cushion
0	0.0	21	Bridge pier or abutment
0	0.0	22	Bridge parapet end
0	0.0	23	Bridge rail
3	0.8	24	Guardrail
1	0.3	25	Concrete traffic barrier
0	0.0	26	Other longitudinal barrier type
3	0.8	27	Highway/traffic sign post
0	0.0	28	Overhead sign support
0	0.0	29	Luminaire/light support
2	0.6	30	Utility pole
0	0.0	31	Other post, pole or supports
1	0.3	32	Culvert
1	0.3	33	Curb
3	0.8	34	Ditch
0	0.0	35	Embankment - earth
0	0.0	36	Embankment - rock, stone or concrete
0	0.0	37	Embankment - material type unknown
0	0.0	38	Fence
0	0.0	39	Wall
0	0.0	40	Fire hydrant
0	0.0	41	Shrubbery
1	0.3	42	Tree
2	0.6	43	Other fixed object
0	0.0	44	Pavement surface irregularity (pothole, grooved, grates)
0	0.0	45	Transport device used as equipment
0	0.0	46	Traffic signal support
0	0.0	47	Vehicle Occupant Struck or Run Over by Own Vehicle
0	0.0	48	Collision With Snow Bank
0	0.0	49	Ridden animal or animal-drawn conveyance

Variable 23:FIRST HARMFUL EVENT (Continued)

N	Prcnt	Code	Value and Description
0	0.0	99	Unknown

The following list shows the code values given above grouped by collision type.

Noncollision Event

- 1 Overturn
- 2 Fire/explosion
- 3 Immersion
- 4 Gas inhalation
- 5 Fell from vehicle
- 6 Injured in vehicle
- 7 Other noncollision
- 16 Thrown or falling object
- 44 Pavement surface irregularity (pothole, grooved, grates)
- 47 Vehicle Occupant Struck or Run Over by Own Vehicle

Collision With Object Not Fixed

- 8 Pedestrian
- 9 Pedalcycle
- 10 Railway train
- 11 Animal
- 12 Motor vehicle in transport
- 13 Motor vehicle in transport in other roadway
- 14 Parked motor vehicle
- 15 Other type nonmotorist
- 18 Other object (not fixed)
- 45 Transport device used as equipment
- 49 Ridden animal or animal-drawn conveyance

Collision With Fixed Object

- 17 Boulder
- 19 Building
- 20 Impact attenuator/crash cushion
- 21 Bridge pier or abutment
- 22 Bridge parapet end
- 23 Bridge rail
- 24 Guardrail
- 25 Concrete traffic barrier
- 26 Other longitudinal barrier type
- 27 Highway/traffic sign post
- 28 Overhead sign support
- 29 Luminaire/light support
- 30 Utility pole
- 31 Other post, pole or supports
- 32 Culvert
- 33 Curb
- 34 Ditch
- 35 Embankment - earth
- 36 Embankment - rock, stone or concrete
- 37 Embankment - material type unknown
- 38 Fence

BUSES INVOLVED IN FATAL ACCIDENTS, 2000  
FARS ACCIDENT VARIABLES

## Variable 23: FIRST HARMFUL EVENT (Continued)

N	Prcnt	Code	Value and Description
		39	Wall
		40	Fire hydrant
		41	Shrubbery
		42	Tree
		43	Other fixed object
		46	Traffic signal support
		48	Collision With Snow Bank

---

Variable 24	MANNER OF COLLISION	Width: 1	Type: Numeric
		Dec: None	Miss: 9

---

N	Prcnt	Code	Value and Description
132	36.9	0	Not a collision with a motor vehicle in transport
60	16.8	1	Rear-end
60	16.8	2	Head-on
0	0.0	3	Rear-to-rear
96	26.8	4	Angle
7	2.0	5	Sideswipe - same direction
2	0.6	6	Sideswipe - opposite direction
1	0.3	9	Unknown

---

Variable 25	RELATION TO JUNCTION	Width: 2	Type: Numeric
		Dec: None	Miss: 99

---

N	Prcnt	Code	Value and Description
Noninterchange			
205	57.3	1	Nonjunction
106	29.6	2	Intersection
28	7.8	3	Intersection related
5	1.4	4	Driveway, alley, access, etc.
1	0.3	5	Entrance/exit ramp related
2	0.6	6	Rail grade crossing
0	0.0	7	In crossover
0	0.0	9	Unknown, noninterchange
Interchange area			
6	1.7	10	Intersection
0	0.0	11	Intersection related
0	0.0	12	Driveway access
2	0.6	13	Entrance/exit ramp related
1	0.3	14	In crossover
2	0.6	15	Other location in interchange
0	0.0	19	Unknown, interchange area
0	0.0	99	Unknown



---

Variable 26	RELATION TO ROADWAY	Width: 2	Type: Numeric
		Dec: None	Miss: 99

---

N	Prcnt	Code	Value and Description
323	90.2	1	On roadway
9	2.5	2	Shoulder
4	1.1	3	Median
12	3.4	4	Roadside
2	0.6	5	Outside right-of-way
5	1.4	6	Off roadway - location unknown
2	0.6	7	In parking lane
1	0.3	8	Gore
0	0.0	10	Separator
0	0.0	99	Unknown

---

Variable 27	TRAFFICWAY FLOW	Width: 1	Type: Numeric
		Dec: None	Miss: 9

---

A trafficway may include several roadways if it is a physically divided highway. Trafficways are not physically divided unless the divider is a median, barrier or other constructed device. Pavement markings do not qualify.

N	Prcnt	Code	Value and Description
200	55.9	1	Not physically divided (two way trafficway)
105	29.3	2	Divided highway, median strip (without traffic barrier)
26	7.3	3	Divided highway, median strip (with traffic barrier)
21	5.9	4	One way trafficway
6	1.7	9	Unknown

---

Variable 28	NUMBER OF TRAVEL LANES	Width: 1	Type: Numeric
		Dec: None	Miss: 9

---

A roadway is one part of a divided trafficway or, if undivided, the same as the trafficway. It refers to the roadway on which the vehicle precipitating the accident was traveling. Only lanes open for travel are counted. Turn lanes are therefore excluded.

N	Prcnt	Code	Value and Description
3	0.8	1	1 lane
236	65.9	2	2 lanes
40	11.2	3	3 lanes
58	16.2	4	4 lanes
3	0.8	5	5 lanes
9	2.5	6	6 lanes
0	0.0	7	7 or more lanes
9	2.5	9	Unknown

BUSES INVOLVED IN FATAL ACCIDENTS, 2000  
FARS ACCIDENT VARIABLES

---

<b>Variable 29</b>	<b>SPEED LIMIT</b>	<b>Width: 2</b>	<b>Type: Numeric</b>
		<b>Dec: None</b>	<b>Miss: 99</b>

---

N	Prcnt	Code	Value and Description
1	0.3	0	No statutory limit
0	0.0	5	5 mph
0	0.0	10	10 mph
2	0.6	15	15 mph
1	0.3	20	20 mph
31	8.7	25	25 mph
40	11.2	30	30 mph
60	16.8	35	35 mph
28	7.8	40	40 mph
53	14.8	45	45 mph
18	5.0	50	50 mph
59	16.5	55	55 mph
8	2.2	60	60 mph
25	7.0	65	65 mph
15	4.2	70	70 mph
4	1.1	75	75 mph
13	3.6	99	Unknown

---

<b>Variable 30</b>	<b>ROADWAY ALIGNMENT</b>	<b>Width: 1</b>	<b>Type: Numeric</b>
		<b>Dec: None</b>	<b>Miss: 9</b>

---

N	Prcnt	Code	Value and Description
312	87.2	1	Straight
44	12.3	2	Curve
2	0.6	9	Unknown

---

<b>Variable 31</b>	<b>ROADWAY PROFILE</b>	<b>Width: 1</b>	<b>Type: Numeric</b>
		<b>Dec: None</b>	<b>Miss: 9</b>

---

N	Prcnt	Code	Value and Description
289	80.7	1	Level
59	16.5	2	Grade
0	0.0	3	Hillcrest
1	0.3	4	Sag
9	2.5	9	Unknown

---

Variable 32      ROADWAY SURFACE TYPE      Width: 1      Type: Numeric  
 Dec: None      Miss: 9

---

N	Prcnt	Code	Value and Description
39	10.9	1	Concrete
303	84.6	2	Blacktop, bituminous or asphalt
1	0.3	3	Brick or block
3	0.8	4	Slag, gravel or stone
0	0.0	5	Dirt
0	0.0	8	Other
12	3.4	9	Unknown

---

Variable 33      ROADWAY SURFACE CONDITION      Width: 1      Type: Numeric  
 Dec: None      Miss: 9

---

ROADWAY SURFACE CONDITION

N	Prcnt	Code	Value and Description
281	78.5	1	Dry
58	16.2	2	Wet
8	2.2	3	Snow or slush
10	2.8	4	Ice
1	0.3	5	Sand, dirt, oil
0	0.0	8	Other
0	0.0	9	Unknown

---

Variable 34      TRAFFIC CONTROL DEVICE      Width: 2      Type: Numeric  
 Dec: None      Miss: 99

---

N	Prcnt	Code	Value and Description
227	63.4	0	No controls

\*\*\*Not At Railroad Grade Crossing\*\*\*

Highway traffic signals

1	0.3	1	Traffic control signal (on colors) without pedestrian signal
8	2.2	2	Traffic control (on colors) with pedestrian signal
64	17.9	3	Traffic control signal (on colors) not known whether or not pedestrian signal
2	0.6	4	Flashing traffic control signal
0	0.0	5	Flashing beacon
0	0.0	6	Flashing highway traffic signal, type unknown or other than traffic control or beacon
0	0.0	7	Lane use control signal
2	0.6	8	Other highway traffic signal
0	0.0	9	Unknown highway traffic signal

Regulatory signs

35	9.8	20	Stop sign
----	-----	----	-----------

## Variable 34:TRAFFIC CONTROL DEVICE (Continued)

N	Prcnt	Code	Value and Description
0	0.0	21	Yield sign
3	0.8	28	Other regulatory sign
0	0.0	29	Unknown type regulatory sign
School zone signs			
1	0.3	30	School speed limit sign
0	0.0	31	School advance or crossing sign
0	0.0	38	Other school related sign
1	0.3	39	Unknown type school zone sign
Warning signs			
8	2.2	40	Warning sign
Miscellaneous not at railroad crossing			
1	0.3	50	Officer, crossing guard, flagman, etc.
***At Railroad Grade Crossing***			
Active devices			
0	0.0	60	Gates
0	0.0	61	Flashing lights
0	0.0	62	Traffic control signal
0	0.0	63	Wigwags
0	0.0	64	Bells
0	0.0	68	Other train activated device
0	0.0	69	Active device, type unknown
Passive devices			
2	0.6	70	Cross-bucks
0	0.0	71	Stop sign
0	0.0	72	Other railroad crossing sign
0	0.0	73	Special warning device - watchman, flagged by crew
0	0.0	78	Other passive device
0	0.0	79	Passive device, type unknown
Miscellaneous devices at railroad crossing			
0	0.0	80	Grade crossing controlled, type unknown
***Whether Or Not At Railroad Grade Crossing***			
0	0.0	98	Other
3	0.8	99	Unknown

BUSES INVOLVED IN FATAL ACCIDENTS, 2000  
 FARS ACCIDENT VARIABLES

---

Variable 35	TRAFFIC CONT FUNCTIONING	Width: 1	Type: Numeric
		Dec: None	Miss: 9

---

TRAFFIC CONTROL FUNCTIONING

N	Prcnt	Code	Value and Description
227	63.4	0	No controls
1	0.3	1	Device not functioning
1	0.3	2	Device functioning - functioning improperly
127	35.5	3	Device functioning properly
2	0.6	9	Unknown

---

Variable 36	HIT AND RUN	Width: 1	Type: Numeric
		Dec: None	Miss: None

---

N	Prcnt	Code	Value and Description
352	98.3	0	No hit and run
2	0.6	1	Hit motor vehicle in transport
4	1.1	2	Hit pedestrian or nonmotorist
0	0.0	3	Hit parked vehicle or object

---

Variable 37	LIGHT CONDITION	Width: 1	Type: Numeric
		Dec: None	Miss: 9

---

N	Prcnt	Code	Value and Description
249	69.6	1	Daylight
31	8.7	2	Dark
56	15.6	3	Dark but lighted
16	4.5	4	Dawn
5	1.4	5	Dusk
1	0.3	9	Unknown

---

Variable 38	ATMOSPHERIC CONDITIONS	Width: 1	Type: Numeric
		Dec: None	Miss: 9

---

N	Prcnt	Code	Value and Description
309	86.3	1	No adverse atmospheric conditions
26	7.3	2	Rain
2	0.6	3	Sleet (hail)
7	2.0	4	Snow
11	3.1	5	Fog
0	0.0	6	Rain and fog
0	0.0	7	Sleet and fog
2	0.6	8	Other (smog, smoke, blowing sand, or dust)
1	0.3	9	Unknown

BUSES INVOLVED IN FATAL ACCIDENTS, 2000  
FARS ACCIDENT VARIABLES

Variable 39	CONSTRUCTION/MAINT ZONE	Width: 1	Type: Numeric
		Dec: None	Miss: 9

CONSTRUCTION OR MAINTENANCE ZONE

Identifies accidents that occurred in a construction or maintenance zone. Use of this code does not imply that the accident was caused by the construction/maintenance activity or zone.

N	Prcnt	Code	Value and Description
348	97.2	0	None
10	2.8	1	Construction
0	0.0	2	Maintenance
0	0.0	3	Utility
0	0.0	4	Work zone, type unknown

Variable 40	EMS NOTIFIED - HOUR	Width: 2	Type: Numeric
		Dec: None	Miss: 99

N	Prcnt	Code	Value and Description
15	4.2	0	Not notified or 12:01 - 12:59 am
2	0.6	1	- Hour
0	0.0	24	
134	37.4	99	Unknown

Variable 41	EMS NOTIFIED - MINUTE	Width: 2	Type: Numeric
		Dec: None	Miss: 99

N	Prcnt	Code	Value and Description
15	4.2	0	Not notified or on hour
3	0.8	1	- Minute
7	2.0	59	
134	37.4	99	Unknown

BUSES INVOLVED IN FATAL ACCIDENTS, 2000  
 FARS ACCIDENT VARIABLES

---

Variable 42      EMS ARRIVAL - HOUR      Width: 2      Type: Numeric  
 Dec:    None      Miss: 99

---

N	Prcnt	Code	Value and Description
13	3.6	0	Not notified or 12:01 - 12:59 am
3	0.8	1	
		-	Hour
0	0.0	24	
136	38.0	99	Unknown

---

Variable 43      EMS ARRIVAL - MINUTE      Width: 2      Type: Numeric  
 Dec:    None      Miss: 99

---

N	Prcnt	Code	Value and Description
14	3.9	0	Not notified or on hour
4	1.1	1	
		-	Minute
2	0.6	59	
1	0.3	97	
146	40.8	99	Unknown

---

Variable 46      SCHOOL BUS RELATED      Width: 1      Type: Numeric  
 Dec:    None      Miss: 9

---

Identifies accidents in which a school bus was directly or indirectly involved, such as an accident involving children alighting from a school bus. The school bus does not have to be a traffic unit in the accident.

N	Prcnt	Code	Value and Description
239	66.8	0	No
119	33.2	1	Yes

---

Variable 48      RAIL GRADE CROSSING ID      Width: 7      Type: Alphabetic  
 Dec:    None      Miss: None

---

RAIL GRADE CROSSING ID - FRA CODE

N	Prcnt	Code	Value and Description
353	98.6	0000000	Not Applicable
		000000A	
		-	FRA code
		999999Z	
2	0.6	9999999	Unknown

BUSES INVOLVED IN FATAL ACCIDENTS, 2000  
FARS ACCIDENT VARIABLES

Variable 49	NUMBER FATALITIES IN ACC	Width: 2	Type: Numeric
		Dec: None	Miss: None

NUMBER OF FATALITIES IN ACCIDENT

N	Prcnt	Code	Value and Description
0	0.0	0	0 killed
327	91.3	1	1 killed
25	7.0	2	2 killed
3	0.8	3	3 killed
2	0.6	4	4 killed
1	0.3	5	5 killed
0	0.0	6	6 killed

Variable 50	DAY OF WEEK	Width: 1	Type: Numeric
		Dec: None	Miss: 9

N	Prcnt	Code	Value and Description
19	5.3	1	Sunday
61	17.0	2	Monday
58	16.2	3	Tuesday
62	17.3	4	Wednesday
57	15.9	5	Thursday
70	19.6	6	Friday
31	8.7	7	Saturday

Variable 51	NUMBER DRINKING DRIVERS	Width: 1	Type: Numeric
		Dec: None	Miss: None

N	Prcnt	Code	Value and Description
295	82.4	0	0 drivers
55	15.4	1	1 drivers
7	2.0	2	2 drivers
1	0.3	3	3 drivers

Variable 52	ACCIDENT DATE - JULIAN	Width: 5	Type: Numeric
		Dec: None	Miss: 0

The Julian date from March 1, 1900

N	Prcnt	Code	Value and Description
0	0.0	0	Missing data
1	0.3	36466	January 1, 2000
		-	
1	0.3	36829	December 29, 2000



BUSES INVOLVED IN FATAL ACCIDENTS, 2000  
 FARS ACCIDENT VARIABLES

---

Variable 53	NUMBER UNINJURED IN ACC	Width: 2	Type: Numeric
		Dec: None	Miss: None

---

NUMBER OF UNINJURED IN ACCIDENT

N	Prcnt	Code	Value and Description
101	28.2	0	0 uninjured
227	63.4	1	1 uninjured
15	4.2	2	2 uninjured
8	2.2	3	3 uninjured
2	0.6	4	4 uninjured
3	0.8	5	5 uninjured
1	0.3	7	7 uninjured
1	0.3	13	13 uninjured

---

Variable 54	NUMBER C-INJURED IN ACC	Width: 2	Type: Numeric
		Dec: None	Miss: None

---

NUMBER OF C-INJURED IN ACCIDENT

N	Prcnt	Code	Value and Description
251	70.1	0	0 C-injured
48	13.4	1	1 C-injured
15	4.2	2	2 C-injured
10	2.8	3	3 C-injured
8	2.2	4	4 C-injured
1	0.3	5	5 C-injured

---

Variable 55	NUMBER B-INJURED IN ACC	Width: 2	Type: Numeric
		Dec: None	Miss: None

---

NUMBER OF B-INJURED IN ACCIDENT

N	Prcnt	Code	Value and Description
257	71.8	0	0 B-injured
43	12.0	1	1 B-injured
22	6.1	2	2 B-injured
3	0.8	3	3 B-injured
9	2.5	4	4 B-injured
7	2.0	5	5 B-injured
1	0.3	6	6 B-injured
2	0.6	7	7 B-injured
1	0.3	8	8 B-injured
1	0.3	10	10 B-injured
1	0.3	11	11 B-injured
1	0.3	14	14 B-injured
2	0.6	15	15 B-injured
3	0.8	18	18 B-injured
1	0.3	19	19 B-injured

BUSES INVOLVED IN FATAL ACCIDENTS, 2000  
FARS ACCIDENT VARIABLES

## Variable 55:NUMBER B-INJURED IN ACC (Continued)

N	Prcnt	Code	Value and Description
1	0.3	20	20 B-injured
1	0.3	24	24 B-injured
1	0.3	31	31 B-injured
1	0.3	33	33 B-injured

---

Variable 56	NUMBER A-INJURED IN ACC	Width: 2	Type: Numeric
		Dec: None	Miss: None

---

## NUMBER OF A-INJURED IN ACCIDENT

N	Prcnt	Code	Value and Description
285	79.6	0	0 A-injured
47	13.1	1	1 A-injured
12	3.4	2	2 A-injured
3	0.8	3	3 A-injured
3	0.8	4	4 A-injured
3	0.8	5	5 A-injured
2	0.6	6	6 A-injured
2	0.6	7	7 A-injured
1	0.3	13	13 A-injured

---

Variable 57	NUMBER K-INJURED IN ACC	Width: 2	Type: Numeric
		Dec: None	Miss: None

---

## NUMBER OF K-INJURED IN ACCIDENT

N	Prcnt	Code	Value and Description
327	91.3	1	1 killed
25	7.0	2	2 killed
3	0.8	3	3 killed
2	0.6	4	4 killed
1	0.3	5	5 killed

Variable 58	NUM UNK INJURED IN ACC	Width: 2	Type: Numeric
		Dec: None	Miss: None

NUMBER UNKNOWN INJURED IN ACCIDENT

N	Prcnt	Code	Value and Description
353	98.6	0	0 unknown injured
1	0.3	1	1 unknown injured
1	0.3	2	2 unknown injured
1	0.3	4	4 unknown injured
1	0.3	5	5 unknown injured
1	0.3	34	34 unknown injured

Variable 59	ACC RELATED FACTORS #1	Width: 2	Type: Numeric
		Dec: None	Miss: 99

FACTORS AT ACCIDENT LEVEL - RESPONSE #1

N	Prcnt	Code	Value and Description
334	93.3	0	None
1	0.3	1	Inadequate warning of exits, lanes narrowing, traffic controls, etc.
0	0.0	2	Shoulder related
1	0.3	3	Other construction created condition
0	0.0	4	No (or obscured) pavement marking
0	0.0	5	Surface under water
0	0.0	6	Inadequate construction or poor design of roadway, bridge, etc.
0	0.0	7	Surface washed out (caved in, road slippage)
			Special circumstances
1	0.3	14	Motor vehicle in transport struck by falling cargo, or something that was set in motion by a vehicle
0	0.0	15	Nonoccupant struck by falling cargo or something that came loose from or was set in motion by a vehicle
3	0.8	16	Nonoccupant struck vehicle
0	0.0	17	Vehicle set in motion by nondriver
0	0.0	18	Date of accident and date of EMS notification were not the same day
6	1.7	19	Recent previous accident scene nearby.
0	0.0	20	Police pursuit involved
1	0.3	21	Within designated school zone
6	1.7	22	Speed Limit is a Satutory Limit as recorded or was determined as, This State's "Basic Rule"
5	1.4	99	Unknown

BUSES INVOLVED IN FATAL ACCIDENTS, 2000  
FARS ACCIDENT VARIABLES

---

Variable 60	<u>ACC RELATED FACTORS #2</u>	Width: 2	Type: Numeric
		Dec: None	Miss: 99

---

FACTORS AT ACCIDENT LEVEL - RESPONSE #2

N	Prcnt	Code	Value and Description
350	97.8	0	None
1	0.3	4	No (or obscured) pavement marking
			Special circumstances
1	0.3	14	Motor vehicle in transport struck by falling cargo, or something that was set in motion by a vehicle
1	0.3	21	Within designated school zone
5	1.4	99	Unknown

---

Variable 61	<u>ACC RELATED FACTORS #3</u>	Width: 2	Type: Numeric
		Dec: None	Miss: 99

---

FACTORS AT ACCIDENT LEVEL - RESPONSE #3

N	Prcnt	Code	Value and Description
353	98.6	0	None
5	1.4	99	Unknown

---

Variable 71	<u>LATITUDE</u>	Width: 8	Type: Alphabetic
		Dec: None	Miss: None

---

THE GLOBAL POSITION - LATITUDE DD MM SS.SS (degrees/minutes/seconds)

N	Prcnt	Code	Value and Description
			Degrees (cols 1-2)
0	0.0	17	- actual degrees
0	0.0	71	
354	98.9	88	Not available
0	0.0	99	Unknown
			Minutes (Cols 3-4)
0	0.0	00	- actual minutes
0	0.0	59	
354	98.9	88	Not available
0	0.0	99	Unknown

Variable 71:LATITUDE (Continued)

N	Prcnt	Code	Value and Description
Seconds (Cols 5-8)			
4	1.1	0000	- actual seconds
0	0.0	5999	
354	98.9	8888	Not available
0	0.0	9999	Unknown
Seconds (Cols 6-9)			
354	98.9	88888888	Not available
0	0.0	99999999	Unknown

---

Variable 72	LONGITUDE	Width: 9	Type: Alphabetic
		Dec: None	Miss: None

---

THE GLOBAL POSITION - LONGITUDE DDD MM SS.SS (degrees/minutes/seconds)

N	Prcnt	Code	Value and Description
Degrees (cols 1-3)			
0	0.0	065	- actual degrees
0	0.0	178	
0	0.0	888	Not available
0	0.0	999	Unknown
Minutes (Cols 4-5)			
0	0.0	00	- actual minutes
0	0.0	59	
354	98.9	88	Not available
0	0.0	99	Unknown
Seconds (Cols 6-9)			
4	1.1	0000	- actual seconds
0	0.0	5999	
354	98.9	8888	Not available
0	0.0	9999	Unknown
Seconds (Cols 7-10)			
354	98.9	88888888	Not available
0	0.0	99999999	Unknown

BUSES INVOLVED IN FATAL ACCIDENTS, 2000  
FARS ACCIDENT VARIABLES

The VEHICLE Variables

Variables 104 through 172 describe the vehicle involved in the accident (i.e., the Bus).

---

Variable 104	VEHICLE NUMBER	Width: 2	Type: Numeric
		Dec: None	Miss: 0

---

N	Prcnt	Code	Value and Description
176	49.2	1	Vehicle #1
148	41.3	2	Vehicle #2
20	5.6	3	Vehicle #3
8	2.2	4	Vehicle #4
4	1.1	5	Vehicle #5
1	0.3	6	Vehicle #6
1	0.3	19	Vehicle #19

---

Variable 107	NUMBER OF OCCUPANTS	Width: 2	Type: Numeric
		Dec: None	Miss: 99

---

N	Prcnt	Code	Value and Description
2	0.6	0	0 occupants
205	57.3	1	1 occupant
29	8.1	2	2 occupants
15	4.2	3	3 occupants
13	3.6	4	4 occupants
13	3.6	5	5 occupants
9	2.5	6	6 occupants
8	2.2	7	7 occupants
4	1.1	8	8 occupants
3	0.8	9	9 occupants
1	0.3	10	10 occupants
5	1.4	11	11 occupants
3	0.8	12	12 occupants
4	1.1	13	13 occupants
3	0.8	15	15 occupants
3	0.8	16	16 occupants
2	0.6	18	18 occupants
1	0.3	19	19 occupants
2	0.6	20	20 occupants
1	0.3	21	21 occupants
1	0.3	22	22 occupants
2	0.6	23	23 occupants
3	0.8	25	25 occupants
2	0.6	26	26 occupants
1	0.3	29	29 occupants
1	0.3	31	31 occupants
2	0.6	33	33 occupants
2	0.6	34	34 occupants
1	0.3	37	37 occupants

BUSES INVOLVED IN FATAL ACCIDENTS, 2000  
FARS VEHICLE VARIABLES

## Variable 107:NUMBER OF OCCUPANTS (Continued)

N	Prcnt	Code	Value and Description
1	0.3	40	40 occupants
1	0.3	41	41 occupants
1	0.3	52	52 occupants
1	0.3	54	54 occupants
12	3.4	97	Unknown - only injured reported
1	0.3	99	Unknown

---

Variable 108	VEHICLE MAKE	Width: 2	Type: Numeric
		Dec: None	Miss: 99

---

N	Prcnt	Code	Value and Description
2	0.6	7	Dodge
39	10.9	12	Ford
12	3.4	20	Chevrolet
12	3.4	23	GMC
1	0.3	25	Grumman
1	0.3	51	Volvo
1	0.3	82	Freightliner
82	22.9	84	International
20	5.6	90	Bluebird
1	0.3	91	Eagle Coach
15	4.2	92	Gillig
30	8.4	93	MCI
14	3.9	94	Thomas Built
118	33.0	98	Other make
10	2.8	99	Unknown

---

Variable 109	VEHICLE MAKE-MODEL	Width: 5	Type: Numeric
		Dec: None	Miss: 99999

---

N	Prcnt	Code	Value and Description
2	0.6	7461	Dodge B-series Van
23	6.4	12461	Ford E-series Van
1	0.3	12898	Ford Other Med/Hvy Truck
14	3.9	12981	Ford Conventional Bus
1	0.3	12988	Ford Other Bus
1	0.3	20431	Chevrolet Suburban
4	1.1	20461	Chevrolet G-series Van
1	0.3	20470	Chevrolet Van Derivative
6	1.7	20981	Chevrolet Conventional Bus
3	0.8	23461	GMC G-series Van
9	2.5	23981	GMC Conventional Bus
1	0.3	25983	Grumman Bus Flat Front, Rear Engine Transit
1	0.3	51981	Volvo Conventional Bus
1	0.3	82981	Freightliner Conventional Bus
1	0.3	84884	International Med/Hvy Unk engine location



Variable 109:VEHICLE MAKE-MODEL (Continued)

N	Prcnt	Code	Value and Description
1	0.3	84899	International Unk med/hvy trk
79	22.1	84981	International Conventional Bus
1	0.3	84988	International Other Bus
18	5.0	90981	Bluebird Conventional Bus(Engine Out Front)
1	0.3	90983	Bluebird Bus-Flat Front, Rear Engine
1	0.3	90988	Bluebird Other Bus
1	0.3	91981	Eagle Coach Conventional Bus(Engine Out Front)
13	3.6	92981	Gillig Conventional Bus(Engine Out Front)
2	0.6	92983	Gillig Bus-Flat Front, Rear Engine
22	6.1	93981	MCI Conventional Bus(Engine Out Front)
2	0.6	93982	MCI Bus-Flat Front, Front Engine
2	0.6	93983	MCI Bus-Flat Front, Rear Engine
4	1.1	93988	MCI Other Bus
13	3.6	94981	Thomas Built Conventional Bus(Engine Out Front)
1	0.3	94988	Thomas Built Other Bus
1	0.3	98806	Other Make HINO
1	0.3	98807	Other Make SCANIA
13	3.6	98902	Other Make NEOPLAN Bus
2	0.6	98905	Other Make DINA Bus
12	3.4	98907	Other Make ORION Bus
3	0.8	98908	Other Make VAN HOOL Bus
48	13.4	98981	Other Make Conventional Bus
2	0.6	98982	Other Make Bus front engine
5	1.4	98983	Other Make Bus rear engine
31	8.7	98988	Other Make Other Bus
2	0.6	99981	Unknown Make Conventional Bus
2	0.6	99983	Unknown Make Bus rear engine
3	0.8	99988	Unknown Make Other Bus
3	0.8	99999	Unknown Make Unknown Vehicle

---

Variable 110      BODY TYPE      Width: 2      Type: Numeric  
 Dec:    None      Miss: 99

---

N	Prcnt	Code	Value and Description
Van-based Light Trucks, GVWR < 10,000 lbs.			
1	0.3	16	Utility station wagon
23	6.4	21	Large Van (excludes moving van)
1	0.3	22	Step Van or walk-in van
2	0.6	24	Van based School Bus
5	1.4	25	Van based Transit Bus
2	0.6	29	Unknown Van type
Buses (Excludes Van Based)			
118	33.0	50	School Bus
40	11.2	51	X-country/Intercity
126	35.2	52	Transit Bus
18	5.0	58	Other Bus type
16	4.5	59	Unknown Bus type
2	0.6	66	Truck/Tractor

BUSES INVOLVED IN FATAL ACCIDENTS, 2000  
 FARS VEHICLE VARIABLES

Variable 110:BODY TYPE (Continued)

N	Prcnt	Code	Value and Description
1	0.3	78	Unknown Med/Hvy truck type
3	0.8	99	Unknown Body Type

---

Variable 111	MODEL YEAR	Width: 4	Type: Numeric
		Dec: None	Miss: 9999

N	Prcnt	Code	Value and Description
1	0.3	1975	1975
		-	Actual model year
3	0.8	1981	1981
4	1.1	1982	1982
4	1.1	1983	1983
7	2.0	1984	1984
10	2.8	1985	1985
11	3.1	1986	1986
16	4.5	1987	1987
12	3.4	1988	1988
20	5.6	1989	1989
15	4.2	1990	1990
20	5.6	1991	1991
21	5.9	1992	1992
19	5.3	1993	1993
14	3.9	1994	1994
19	5.3	1995	1995
22	6.1	1996	1996
31	8.7	1997	1997
30	8.4	1998	1998
41	11.5	1999	1999
24	6.7	2000	2000
2	0.6	2001	2001
11	3.1	9999	Unknown

---

Variable 112	VIN	Width: 12	Type: Alphabetic
		Dec: None	Miss: None

VEHICLE ID NUMBER - 1ST 12 POSITIONS

---

Variable 123	REGISTRATION STATE	Width: 2	Type: Numeric
		Dec: None	Miss: 99

N	Prcnt	Code	Value and Description
31	8.7	0	Not applicable
3	0.8	1	Alabama

BUSES INVOLVED IN FATAL ACCIDENTS, 2000  
 FARS VEHICLE VARIABLES

Variable 123:REGISTRATION STATE (Continued)

N	Prcnt	Code	Value and Description
3	0.8	2	Alaska
6	1.7	4	Arizona
0	0.0	5	Arkansas
6	1.7	6	California
7	2.0	8	Colorado
2	0.6	9	Connecticut
0	0.0	10	Delaware
3	0.8	11	District of Columbia
40	11.2	12	Florida
9	2.5	13	Georgia
2	0.6	15	Hawaii
0	0.0	16	Idaho
15	4.2	17	Illinois
4	1.1	18	Indiana
6	1.7	19	Iowa
3	0.8	20	Kansas
4	1.1	21	Kentucky
1	0.3	22	Louisiana
0	0.0	23	Maine
4	1.1	24	Maryland
3	0.8	25	Massachusetts
18	5.0	26	Michigan
6	1.7	27	Minnesota
1	0.3	28	Mississippi
4	1.1	29	Missouri
0	0.0	30	Montana
0	0.0	31	Nebraska
6	1.7	32	Nevada
1	0.3	33	New Hampshire
15	4.2	34	New Jersey
2	0.6	35	New Mexico
30	8.4	36	New York
7	2.0	37	North Carolina
1	0.3	38	North Dakota
8	2.2	39	Ohio
10	2.8	40	Oklahoma
0	0.0	41	Oregon
19	5.3	42	Pennsylvania
0	0.0	43	Puerto Rico
2	0.6	44	Rhode Island
2	0.6	45	South Carolina
0	0.0	46	South Dakota
7	2.0	47	Tennessee
25	7.0	48	Texas
3	0.8	49	Utah
0	0.0	50	Vermont
3	0.8	51	Virginia
4	1.1	53	Washington
0	0.0	54	West Virginia
7	2.0	55	Wisconsin
3	0.8	56	Wyoming

BUSES INVOLVED IN FATAL ACCIDENTS, 2000  
FARS VEHICLE VARIABLES

## Variable 123:REGISTRATION STATE (Continued)

N	Prcnt	Code	Value and Description
5	1.4	92	No registration
16	4.5	93	Multiple state registration - in state
0	0.0	94	Multiple state registration - out-of-state
0	0.0	95	U.S. government tags
0	0.0	96	Military vehicle
0	0.0	97	Foreign country
0	0.0	98	Other registration
1	0.3	99	Unknown

---

Variable 124	REGISTERED VEHICLE OWNER	Width: 1	Type: Numeric
		Dec: None	Miss: 9

---

N	Prcnt	Code	Value and Description
36	10.1	0	N/A, Vehicle Not Registered
8	2.2	1	Driver was Registered Owner
12	3.4	2	Driver Not Registered Owner (other private owner listed)
300	83.8	3	Vehicle registered as Business/Company/Government vehicle
0	0.0	4	Vehicle registered as Rental vehicle
0	0.0	5	Vehicle was Stolen (reported by police)
1	0.3	6	Driverless Vehicle
1	0.3	9	Unknown

---

Variable 125	ROLLOVER	Width: 1	Type: Numeric
		Dec: None	Miss: 9

---

N	Prcnt	Code	Value and Description
345	96.4	0	No rollover
4	1.1	1	First event
9	2.5	2	Subsequent event

---

Variable 126	JACKKNIFE	Width: 1	Type: Numeric
		Dec: None	Miss: 9

---

Identifies the loss of control of a truck in motion where the trailer yaws more than 15 degrees from its normal straight line path behind the cab.

N	Prcnt	Code	Value and Description
357	99.7	0	Not an articulated vehicle
1	0.3	1	No
0	0.0	2	First event
0	0.0	3	Subsequent event

BUSES INVOLVED IN FATAL ACCIDENTS, 2000  
 FARS VEHICLE VARIABLES

---

Variable 127      TRAVEL SPEED      Width: 2      Type: Numeric  
 Dec:    None      Miss: 99

---

N	Prcnt	Code	Value and Description
42	11.7	0	Stopped vehicle
1	0.3	1	
		-	Actual miles per hour
2	0.6	75	
92	25.7	98	98
110	30.7	99	Unknown

---

Variable 128      HAZARDOUS CARGO      Width: 1      Type: Numeric  
 Dec:    None      Miss: 9

---

N	Prcnt	Code	Value and Description
356	99.4	0	No
0	0.0	1	Yes, Placarded
0	0.0	2	Yes, Not Placarded
0	0.0	3	Yes, Unknown if Placarded
2	0.6	9	Unknown

---

Variable 129      VEHICLE TRAILERING      Width: 1      Type: Numeric  
 Dec:    None      Miss: 9

---

Trailing unit applies to any device connected to a motor vehicle by a hitch, including tractor-trailer combinations, boat hitched onto a motor vehicle, etc. This does not include towed vehicles, such as a tow truck pulling a vehicle.

N	Prcnt	Code	Value and Description
351	98.0	0	No
4	1.1	1	Yes, one trailing unit
1	0.3	2	Yes, two trailing units
0	0.0	3	Yes, three or more trailing units
0	0.0	4	Yes, number of trailing units unknown
2	0.6	9	Unknown

---

Variable 130      VEHICLE CONFIGURATION      Width: 1      Type: Numeric  
 Dec:    None      Miss: 9

---

N	Prcnt	Code	Value and Description
33	9.2	0	Not Applicable, not a med/heavy truck or bus
0	0.0	1	Single Unit Truck (SUT): 2 axles, 6 tires
0	0.0	2	SUT: 3 or more axles
0	0.0	3	SUT: Unk axles and tires
0	0.0	4	Truck/Trailer(s)

BUSES INVOLVED IN FATAL ACCIDENTS, 2000  
FARS VEHICLE VARIABLES

## Variable 130:VEHICLE CONFIGURATION (Continued)

N	Prcnt	Code	Value and Description
0	0.0	5	Truck Tractor (bobtail)
1	0.3	6	Tractor/Semitrailer
1	0.3	7	Medium/Heavy Truck, cannot classify
320	89.4	8	Bus
3	0.8	9	Unknown if light or med/heavy truck or bus

---

Variable 131	NUMBER OF AXLES	Width: 2	Type: Numeric
		Dec: None	Miss: 99

N	Prcnt	Code	Value and Description
34	9.5	0	Not Applicable, not a med/heavy truck or bus
194	54.2	2	2 axles
45	12.6	3	3 axles
1	0.3	4	4 axles
81	22.6	98	Medium/Heavy Truck or Bus, no. of axles unk
3	0.8	99	Unknown if light or med/heavy truck or bus

---

Variable 132	CARGO BODY TYPE	Width: 2	Type: Numeric
		Dec: None	Miss: 99

N	Prcnt	Code	Value and Description
33	9.2	0	Not Applicable, not a med/heavy truck or bus
0	0.0	1	Van/Enclosed Box
0	0.0	2	Cargo Tank
0	0.0	3	Flatbed
0	0.0	4	Dump
0	0.0	5	Concrete Mixer
0	0.0	6	Auto Transporter
0	0.0	7	Garbage/Refuse
320	89.4	8	Bus
1	0.3	97	Medium/Heavy Truck, Oth Cargo Body Type
1	0.3	98	Medium/Heavy Truck, Unk Cargo Body Type
3	0.8	99	Unknown if light or med/heavy truck or bus

---

Variable 133	SPECIAL USE	Width: 1	Type: Numeric
		Dec: None	Miss: 9

Indicates that the vehicle was used for a function other than the primary function for which it was designed.

N	Prcnt	Code	Value and Description
339	94.7	0	No special use
0	0.0	1	Taxi

Variable 133:SPECIAL USE (Continued)

N	Prcnt	Code	Value and Description
4	1.1	2	Vehicle used as school bus
12	3.4	3	Vehicle used as other bus
0	0.0	4	Military
0	0.0	5	Police
0	0.0	6	Ambulance
0	0.0	7	Firetruck
3	0.8	9	Unknown

---

Variable 134      EMERGENCY USE      Width: 1      Type: Numeric  
 Dec:    None      Miss: None

Refers to a vehicle traveling with physical emergency signals in use, such as red light blinking, siren sounding, etc.

N	Prcnt	Code	Value and Description
358	100.0	0	No
0	0.0	1	Yes

---

Variable 135      IMPACT POINT - INITIAL      Width: 2      Type: Numeric  
 Dec:    None      Miss: 99

N	Prcnt	Code	Value and Description
11	3.1	0	Noncollision
12	3.4	1	1 o'clock
6	1.7	2	2 o'clock
12	3.4	3	3 o'clock
15	4.2	4	4 o'clock
7	2.0	5	5 o'clock
45	12.6	6	6 o'clock
7	2.0	7	7 o'clock
7	2.0	8	8 o'clock
13	3.6	9	9 o'clock
8	2.2	10	10 o'clock
26	7.3	11	11 o'clock
168	46.9	12	12 o'clock
0	0.0	13	Top
17	4.7	14	Undercarriage
4	1.1	99	Unknown

BUSES INVOLVED IN FATAL ACCIDENTS, 2000  
FARS VEHICLE VARIABLES

---

<b>Variable 136</b>	<b>IMPACT POINT - PRINCIPAL</b>	<b>Width: 2</b>	<b>Type: Numeric</b>
		<b>Dec: None</b>	<b>Miss: 99</b>

---

N	Prcnt	Code	Value and Description
11	3.1	0	Noncollision
13	3.6	1	1 o'clock
6	1.7	2	2 o'clock
13	3.6	3	3 o'clock
14	3.9	4	4 o'clock
7	2.0	5	5 o'clock
44	12.3	6	6 o'clock
7	2.0	7	7 o'clock
7	2.0	8	8 o'clock
11	3.1	9	9 o'clock
8	2.2	10	10 o'clock
25	7.0	11	11 o'clock
163	45.5	12	12 o'clock
0	0.0	13	Top
25	7.0	14	Undercarriage
4	1.1	99	Unknown

---

<b>Variable 137</b>	<b>EXTENT OF DEFORMATION</b>	<b>Width: 1</b>	<b>Type: Numeric</b>
		<b>Dec: None</b>	<b>Miss: 9</b>

---

N	Prcnt	Code	Value and Description
74	20.7	0	None
73	20.4	2	Other (minor)
90	25.1	4	Functional (moderate)
116	32.4	6	Disabling (severe)
5	1.4	9	Unknown

---

<b>Variable 138</b>	<b>VEHICLE ROLE</b>	<b>Width: 1</b>	<b>Type: Numeric</b>
		<b>Dec: None</b>	<b>Miss: 9</b>

---

N	Prcnt	Code	Value and Description
11	3.1	0	Noncollision
224	62.6	1	Striking
120	33.5	2	Struck
3	0.8	3	Both
0	0.0	9	Unknown



BUSES INVOLVED IN FATAL ACCIDENTS, 2000  
 FARS VEHICLE VARIABLES

---

Variable 139      MANNER OF LEAVING SCENE      Width: 1      Type: Numeric  
 Dec:    None      Miss: 9

N	Prcnt	Code	Value and Description
144	40.2	1	Driven
203	56.7	2	Towed away
0	0.0	3	Abandoned/Left at Scene
11	3.1	9	Unknown

---

Variable 140      FIRE OCCURRENCE      Width: 1      Type: Numeric  
 Dec:    None      Miss: None

N	Prcnt	Code	Value and Description
357	99.7	0	No fire
1	0.3	1	Fire occurred in vehicle during accident

---

Variable 142      VEHICLE MANEUVER      Width: 2      Type: Numeric  
 Dec:    None      Miss: 99

N	Prcnt	Code	Value and Description
202	56.4	1	Going straight
8	2.2	2	Slowing or stopping in traffic lane
12	3.4	3	Starting in traffic lane
43	12.0	4	Stopped in traffic lane
1	0.3	5	Passing or overtaking another vehicle
2	0.6	6	Leaving a parked position
0	0.0	7	Parked
0	0.0	8	Entering a parked position
3	0.8	9	Maneuvering to avoid an animal, pedestrian, object, another vehicle, etc.
2	0.6	10	Turning right: Right Turn On Red (RTOR) permitted
0	0.0	11	Turning right: RTOR not permitted
14	3.9	12	Turning right: RTOR not known if permitted or n/a
38	10.6	13	Turning left
0	0.0	14	Making a U-turn
1	0.3	15	Backing up (other than for parking purposes)
2	0.6	16	Changing lanes or merging
26	7.3	17	Negotiating a curve
2	0.6	98	Other
2	0.6	99	Unknown

BUSES INVOLVED IN FATAL ACCIDENTS, 2000  
FARS VEHICLE VARIABLES

---

<b>Variable 143</b>	<b>CRASH AVOIDANCE MANUEVER</b>	Width: 1	Type: Numeric
		Dec: None	Miss: None

---

N	Prct	Code	Value and Description
151	42.2	0	No Avoidance Maneuver Reported
21	5.9	1	Braking (skidmarks evident)
11	3.1	2	Braking (no skidmarks; driver stated)
2	0.6	3	Braking (other reported evidence)
20	5.6	4	Steering (evidence or stated)
18	5.0	5	Steer & Braking (evidence or stated)
2	0.6	6	Other Avoidance Maneuver
133	37.2	8	Not Reported (by Police)

---

<b>Variable 144</b>	<b>MOST HARMFUL EVENT</b>	Width: 2	Type: Numeric
		Dec: None	Miss: 99

---

**MOST HARMFUL EVENT**

N	Prct	Code	Value and Description
7	2.0	1	Overturn
0	0.0	2	Fire/explosion
0	0.0	3	Immersion
0	0.0	4	Gas inhalation
4	1.1	5	Fell from vehicle
3	0.8	6	Injured in vehicle
0	0.0	7	Other noncollision
88	24.6	8	Pedestrian
9	2.5	9	Pedalcycle
1	0.3	10	Railway train
0	0.0	11	Animal
236	65.9	12	Motor vehicle in transport
2	0.6	13	Motor vehicle in transport in other roadway
0	0.0	14	Parked motor vehicle
1	0.3	15	Other type nonmotorist
0	0.0	16	Thrown or falling object
0	0.0	17	Boulder
0	0.0	18	Other object (not fixed)
0	0.0	19	Building
0	0.0	20	Impact attenuator/crash cushion
0	0.0	21	Bridge pier or abutment
0	0.0	22	Bridge parapet end
0	0.0	23	Bridge rail
0	0.0	24	Guardrail
0	0.0	25	Concrete traffic barrier
0	0.0	26	Other longitudinal barrier type
0	0.0	27	Highway/traffic sign post
0	0.0	28	Overhead sign support
0	0.0	29	Luminaire/light support
1	0.3	30	Utility pole
0	0.0	31	Other post, pole or supports
0	0.0	32	Culvert
0	0.0	33	Curb

Variable 144:MOST HARMFUL EVENT (Continued)

N	Prcnt	Code	Value and Description
2	0.6	34	Ditch
1	0.3	35	Embankment - earth
0	0.0	36	Embankment - rock, stone or concrete
1	0.3	37	Embankment - material type unknown
0	0.0	38	Fence
0	0.0	39	Wall
0	0.0	40	Fire hydrant
0	0.0	41	Shrubbery
1	0.3	42	Tree
0	0.0	43	Other fixed object
0	0.0	44	Pavement surface irregularity (pothole, grooved, grates)
0	0.0	45	Transport device used as equipment
0	0.0	46	Traffic signal support
1	0.3	47	Vehicle Occupant Struck or Run Over by Own Vehicle
0	0.0	48	Collision With Snow Bank
0	0.0	49	Ridden Animal or Animal drawn conveyance
0	0.0	99	Unknown

The following list shows the code values given above grouped by collision type.

Noncollision Event

- 1 Overturn
- 2 Fire/explosion
- 3 Immersion
- 4 Gas inhalation
- 5 Fell from vehicle
- 6 Injured in vehicle
- 7 Other noncollision
- 16 Thrown or falling object
- 44 Pavement surface irregularity (pothole, grooved, grates)
- 47 Vehicle Occupant Struck or Run Over by Own Vehicle

Collision With Object Not Fixed

- 8 Pedestrian
- 9 Pedalcycle
- 10 Railway train
- 11 Animal
- 12 Motor vehicle in transport
- 13 Motor vehicle in transport in other roadway
- 14 Parked motor vehicle
- 15 Other type nonmotorist
- 18 Other object (not fixed)
- 45 Transport device used as equipment
- 49 Ridden animal or animal-drawn conveyance

Collision With Fixed Object

- 17 Boulder
- 19 Building
- 20 Impact attenuator/crash cushion
- 21 Bridge pier or abutment

BUSES INVOLVED IN FATAL ACCIDENTS, 2000  
 FARS VEHICLE VARIABLES

Variable 144: MOST HARMFUL EVENT (Continued)

N	Prcnt	Code	Value and Description
		22	Bridge parapet end
		23	Bridge rail
		24	Guardrail
		25	Concrete traffic barrier
		26	Other longitudinal barrier type
		27	Highway/traffic sign post
		28	Overhead sign support
		29	Luminaire/light support
		30	Utility pole
		31	Other post, pole or supports
		32	Culvert
		33	Curb
		34	Ditch
		35	Embankment - earth
		36	Embankment - rock, stone or concrete
		37	Embankment - material type unknown
		38	Fence
		39	Wall
		40	Fire hydrant
		41	Shrubbery
		42	Tree
		43	Other fixed object
		46	Traffic signal support
		48	Collision With Snow Bank

---

Variable 145	NUMBER OF DEATHS IN VEH	Width: 2	Type: Numeric
		Dec: None	Miss: None

---

NUMBER OF DEATHS IN VEHICLE

N	Prcnt	Code	Value and Description
322	89.9	0	0 deaths
32	8.9	1	1 death
3	0.8	2	2 deaths
1	0.3	3	3 deaths

---

Variable 151	VIN TRUCK FUEL CODE	Width: 1	Type: Numeric
		Dec: None	Miss: 8

---

N	Prcnt	Code	Value and Description
0	0.0	1	(E) Electric operated
24	6.7	2	(G) Gas
121	33.8	3	(D) Diesel
1	0.3	4	(P) Propane
9	2.5	7	(*) Not available from VIN
0	0.0	8	(b) Unknown

Variable 151:VIN TRUCK FUEL CODE (Continued)

N	Prcnt	Code	Value and Description
203	56.7	9	(9) No VIN information

---

Variable 152	VIN TRUCK WEIGHT CODE	Width: 1	Type: Numeric
		Dec: None	Miss: 9

---

N	Prcnt	Code	Value and Description
17	4.7	0	Value not returned
0	0.0	1	6,000 lbs. or less
11	3.1	2	6,001 - 10,000 lbs.
11	3.1	3	10,001 - 14,000 lbs.
10	2.8	4	14,001 - 16,000 lbs.
2	0.6	5	16,001 - 19,500 lbs.
25	7.0	6	19,501 - 26,000 lbs.
75	20.9	7	26,001 - 33,000 lbs.
6	1.7	8	33,001 lbs. or more
201	56.1	9	Value not coded

---

Variable 153	VIN TRUCK SERIES	Width: 3	Type: Alphabetic
		Dec: None	Miss: None

---



---

Variable 155	LENGTH OF VIN	Width: 2	Type: Numeric
		Dec: None	Miss: 99

---

N	Prcnt	Code	Value and Description
2	0.6	0	- Actual length
354	98.9	17	
0	0.0	99	Unknown VIN length

BUSES INVOLVED IN FATAL ACCIDENTS, 2000  
FARS VEHICLE VARIABLES

Variables 156 through 161 are added by UMTRI to indicate the number of persons in the vehicle with injury severities of level zero through five, respectively, for occupant variable V329 (INJURY SEVERITY).

---

<u>Variable 156</u>	<u>NUMBER UNINJURED IN VEH</u>	Width: 2	Type: Numeric
		Dec: None	Miss: None

---

## NO. UNINJURED IN VEHICLE

N	Prcnt	Code	Value and Description
118	33.0	0	0 uninjured
236	65.9	1	1 uninjured
1	0.3	2	2 uninjured
2	0.6	3	3 uninjured
1	0.3	5	5 uninjured

---

<u>Variable 157</u>	<u>NUMBER C-INJURED IN VEH</u>	Width: 2	Type: Numeric
		Dec: None	Miss: None

---

## NO. C-INJURED IN VEHICLE

N	Prcnt	Code	Value and Description
263	73.5	0	0 C-injured
46	12.8	1	1 C-injured
12	3.4	2	2 C-injured
9	2.5	3	3 C-injured
6	1.7	4	4 C-injured
1	0.3	5	5 C-injured

---

<u>Variable 158</u>	<u>NUMBER B-INJURED IN VEH</u>	Width: 2	Type: Numeric
		Dec: None	Miss: None

---

## NO. B-INJURED IN VEHICLE

N	Prcnt	Code	Value and Description
287	80.2	0	0 B-injured
28	7.8	1	1 B-injured
11	3.1	2	2 B-injured
7	2.0	3	3 B-injured
6	1.7	4	4 B-injured
4	1.1	5	5 B-injured

---

Variable 159	NUMBER A-INJURED IN VEH	Width: 2	Type: Numeric
		Dec: None	Miss: None

---

NO. A-INJURED IN VEHICLE

N	Prcnt	Code	Value and Description
331	92.5	0	0 A-injured
14	3.9	1	1 A-injured
5	1.4	2	2 A-injured
2	0.6	3	3 A-injured
1	0.3	4	4 A-injured
3	0.8	5	5 A-injured
1	0.3	6	6 A-injured
1	0.3	7	7 A-injured

---

Variable 160	NUMBER K-INJURED IN VEH	Width: 2	Type: Numeric
		Dec: None	Miss: None

---

NO. K-INJURED IN VEHICLE

N	Prcnt	Code	Value and Description
322	89.9	0	0 killed
32	8.9	1	1 killed
3	0.8	2	2 killed
1	0.3	3	3 killed

---

Variable 161	NUM UNK INJURED IN VEH	Width: 2	Type: Numeric
		Dec: None	Miss: None

---

NO. UNK INJURED IN VEHICLE

N	Prcnt	Code	Value and Description
353	98.6	0	0 unknown injured
1	0.3	1	1 unknown injured
1	0.3	2	2 unknown injured
1	0.3	4	4 unknown injured
1	0.3	5	5 unknown injured
1	0.3	34	34 unknown injured

---

Variable 162	VEH RELATED FACTORS #1	Width: 2	Type: Numeric
		Dec: None	Miss: 99

---

RELATED FACTORS AT VEHICLE LEVEL - RESPONSE #1

N	Prcnt	Code	Value and Description
341	95.3	0	None

BUSES INVOLVED IN FATAL ACCIDENTS, 2000  
 FARS VEHICLE VARIABLES

Variable 162:VEH RELATED FACTORS #1 (Continued)

N	Prcnt	Code	Value and Description
Vehicle Condition(s) Noted:			
1	0.3	1	Tires
1	0.3	2	Brake system
0	0.0	3	Steering system - tie-rod, kingpin, ball-joint, etc.
0	0.0	4	Suspension - springs, shock-absorbers, MacPherson-struts, axle bearing, control-arm, etc.
0	0.0	5	Power train - universal-joint, drive-shaft, transmission, etc.
0	0.0	6	Exhaust system
0	0.0	7	Headlights
1	0.3	8	Signal lights
1	0.3	9	Other lights
0	0.0	10	Horn
0	0.0	11	Mirrors
0	0.0	12	Wipers
0	0.0	13	Driver seating and control
0	0.0	14	Body, doors, hood, other
0	0.0	15	Trailer hitch
0	0.0	16	Wheels
0	0.0	17	Airbags
0	0.0	18	Other vehicle defects
Special Vehicle Flags:			
3	0.8	31	Hit-and-run vehicle
0	0.0	32	Vehicle registration for handicapped
0	0.0	33	Vehicle being pushed by nonmotorist
1	0.3	34	Vehicle impact point - the result of something set-in-motion
0	0.0	35	Reconstructed vehicles
0	0.0	36	Electric/Alternative fuel vehicles
2	0.6	37	Transporting children to/from Head Start/day care
7	2.0	99	Unknown

---

Variable 163	VEH RELATED FACTORS #2	Width: 2	Type: Numeric
		Dec: None	Miss: 99

---

RELATED FACTORS AT VEHICLE LEVEL - RESPONSE #2

N	Prcnt	Code	Value and Description
350	97.8	0	None
Vehicle Condition(s) Noted:			
1	0.3	9	Other lights
Special Vehicle Flags:			
7	2.0	99	Unknown



BUSES INVOLVED IN FATAL ACCIDENTS, 2000  
 FARS VEHICLE VARIABLES

---

Variable 164    UNDERRIDE/OVERRIDE                      Width: 1            Type: Numeric  
 Dec:    None                      Miss: 9

N	Prcnt	Code	Value and Description
356	99.4	0	No Underride or Override
			With Motor Vehicle in Transport
0	0.0	1	Underride, Compartment Intrusion
0	0.0	2	Underride, No Compartment Intrusion
0	0.0	3	Underride, Compartment Intrusion Unknown
			With Other Vehicle
0	0.0	4	Underride, Compartment Intrusion
0	0.0	5	Underride, No Compartment Intrusion
0	0.0	6	Underride, Compartment Intrusion Unknown
2	0.6	7	Override, Motor Vehicle in Transport
0	0.0	8	Override, Other Vehicle
0	0.0	9	Unknown if Underride or Override

---

Variable 170    MOTOR CARRIER ID NUMBER                      Width: 11            Type: Alphabetic  
 Dec:    None                      Miss: None

N	Prcnt	Code	Value and Description
			Issuing Authority (cols 1-2)
33	9.2	00	Not applicable
0	0.0	01	
			- FARS State Code
0	0.0	56	
37	10.3	57	US DOT
7	2.0	58	ICC
139	38.8	88	None
0	0.0	95	Canada
0	0.0	98	Mexico
87	24.3	99	Unknown
			Identification Number (cols 3-11)
			000000000 Not applicable
			888888888 None
			999999999 Unknown

---

Variable 171    BUS USE    Width: 1            Type: Numeric  
 Dec:    None    Miss: None

N	Prcnt	Code	Value and Description
13	3.6	0	Not used as a bus
115	32.1	1	Used as a Public school bus

BUSES INVOLVED IN FATAL ACCIDENTS, 2000  
FARS VEHICLE VARIABLES

## Variable 171:BUS USE (Continued)

N	Prcnt	Code	Value and Description
7	2.0	2	Used as a Private school bus
15	4.2	3	Used as a School bus, public or private unknown
113	31.6	4	Used as a Scheduled service bus
28	7.8	5	Used as a Tour bus
24	6.7	6	Used as a Commuter bus
16	4.5	7	Used as a Shuttle bus
1	0.3	8	Modified for personal/private use
26	7.3	9	Unknown bus use

---

Variable 172	GROSS WEIGHT RATING—GVWR	Width: 1	Type: Numeric
		Dec: None	Miss: None

---

N	Prcnt	Code	Value and Description
32	8.9	0	Not applicable
4	1.1	1	10,000 lbs or less
72	20.1	2	10,001 – 26,000 lbs
167	46.6	3	26,001 lbs or more
83	23.2	9	Unknown

The DRIVER Variables

Variables 207 through 236 describe the driver of the bus involved in the accident.

---

Variable 207	DRIVER PRESENCE	Width: 1	Type: Numeric
		Dec: None	Miss: 9

---

N	Prcnt	Code	Value and Description
355	99.2	1	Driver operated vehicle
3	0.8	2	Driverless
0	0.0	3	Driver left scene
0	0.0	9	Unknown

---

Variable 208	DRIVER DRINKING	Width: 1	Type: Numeric
		Dec: None	Miss: 9

---

N	Prcnt	Code	Value and Description
356	99.4	0	No drinking reported
2	0.6	1	Drinking reported
0	0.0	8	Not reported
0	0.0	9	Unknown

---

Variable 209	LICENSE STATE	Width: 2	Type: Numeric
		Dec: None	Miss: 99

---

N	Prcnt	Code	Value and Description
3	0.8	1	Alabama
3	0.8	2	Alaska
5	1.4	4	Arizona
2	0.6	5	Arkansas
35	9.8	6	California
8	2.2	8	Colorado
2	0.6	9	Connecticut
0	0.0	10	Delaware
0	0.0	11	District of Columbia
40	11.2	12	Florida
12	3.4	13	Georgia
4	1.1	15	Hawaii
0	0.0	16	Idaho
13	3.6	17	Illinois
5	1.4	18	Indiana
5	1.4	19	Iowa
3	0.8	20	Kansas
4	1.1	21	Kentucky
2	0.6	22	Louisiana
1	0.3	23	Maine

BUSES INVOLVED IN FATAL ACCIDENTS, 2000  
FARS DRIVER VARIABLES

## Variable 209: LICENSE STATE (Continued)

N	Prcnt	Code	Value and Description
7	2.0	24	Maryland
3	0.8	25	Massachusetts
17	4.7	26	Michigan
8	2.2	27	Minnesota
3	0.8	28	Mississippi
6	1.7	29	Missouri
0	0.0	30	Montana
0	0.0	31	Nebraska
8	2.2	32	Nevada
0	0.0	33	New Hampshire
14	3.9	34	New Jersey
2	0.6	35	New Mexico
30	8.4	36	New York
7	2.0	37	North Carolina
1	0.3	38	North Dakota
8	2.2	39	Ohio
8	2.2	40	Oklahoma
1	0.3	41	Oregon
19	5.3	42	Pennsylvania
2	0.6	44	Rhode Island
3	0.8	45	South Carolina
0	0.0	46	South Dakota
7	2.0	47	Tennessee
29	8.1	48	Texas
2	0.6	49	Utah
0	0.0	50	Vermont
4	1.1	51	Virginia
4	1.1	53	Washington
0	0.0	54	West Virginia
8	2.2	55	Wisconsin
3	0.8	56	Wyoming
0	0.0	94	Military
0	0.0	95	Canada
1	0.3	96	Mexico
0	0.0	97	Other foreign country
6	1.7	99	Unknown

---

Variable 210	NON-CDL LICENSE STATUS	Width: 1	Type: Numeric
		Dec: None	Miss: 9

---

## NON-CDL LICENSE STATUS, REGARDLESS OF VEH. DRIVEN

N	Prcnt	Code	Value and Description
			No valid license
0	0.0	0	Not licensed
1	0.3	1	Suspended
0	0.0	2	Revoked
0	0.0	3	Expired

Variable 210:NON-CDL LICENSE STATUS (Continued)

N	Prcnt	Code	Value and Description
0	0.0	4	Cancelled or denied
			Valid license
348	97.2	6	Valid
0	0.0	7	Learner's permit
0	0.0	8	Temporary
9	2.5	9	Unknown

---

Variable 211	LICENSE CLASS COMPLIANCE	Width: 1	Type: Numeric
		Dec: None	Miss: 9

---

LICENSE COMPLIANCE (FOR THIS CLASS VEHICLE)

N	Prcnt	Code	Value and Description
0	0.0	0	Not licensed
0	0.0	1	No license required for this class vehicle
2	0.6	2	No valid license for this class vehicle
347	96.9	3	Valid license for this class vehicle
0	0.0	8	Unknown if CDL and/or CDL endorsement required for this vehicle
9	2.5	9	Unknown

---

Variable 212	CDL LICENSE STATUS	Width: 1	Type: Numeric
		Dec: None	Miss: 9

---

COMMERCIAL MOTOR VEHICLE LICENSE STATUS

N	Prcnt	Code	Value and Description
14	3.9	0	No CDL
1	0.3	1	Suspended
0	0.0	2	Revoked
1	0.3	3	Expired
0	0.0	4	Cancelled or denied
0	0.0	5	Disqualified
333	93.0	6	Valid
0	0.0	7	Learner's permit
0	0.0	8	Other - not valid
9	2.5	9	Unknown

BUSES INVOLVED IN FATAL ACCIDENTS, 2000  
FARS DRIVER VARIABLES

---

<u>Variable 213</u>	<u>LICENSE ENDORSEMENTS</u>	Width: 1	Type: Numeric
		Dec: None	Miss: 9

---

## COMPLIANCE WITH LICENSE ENDORSEMENTS

N	Prcnt	Code	Value and Description
49	13.7	0	No Endorsements
237	66.2	1	Endorsement(s) complied with
3	0.8	2	Endorsement(s) not complied with
56	15.6	3	Endorsement(s), compliance unknown
13	3.6	9	Unknown

---

<u>Variable 214</u>	<u>LICENSE RESTRICTIONS MET</u>	Width: 1	Type: Numeric
		Dec: None	Miss: 9

---

## COMPLIANCE WITH LICENSE RESTRICTIONS

N	Prcnt	Code	Value and Description
199	55.6	0	No restrictions or not applicable
39	10.9	1	Restrictions complied with
3	0.8	2	Restrictions not complied with
108	30.2	3	Restrictions, compliance unknown
9	2.5	9	Unknown

---

<u>Variable 216</u>	<u>NUMBER OF PREV ACCIDENTS</u>	Width: 2	Type: Numeric
		Dec: None	Miss: 99

---

## NUMBER OF PREVIOUS RECORDED ACCIDENTS

N	Prcnt	Code	Value and Description
260	72.6	0	0 accidents
61	17.0	1	1 accident
6	1.7	2	2 accidents
3	0.8	3	3 accidents
1	0.3	5	5 accidents
16	4.5	98	Accidents not reported on driving record
11	3.1	99	Unknown

---

<u>Variable 217</u>	<u>NUMBER PREV SUSPENSIONS</u>	Width: 2	Type: Numeric
		Dec: None	Miss: 99

---

## NUMBER OF PREVIOUS SUSPENSIONS/REVOCATIONS

N	Prcnt	Code	Value and Description
326	91.1	0	0 suspensions
12	3.4	1	1 suspension

Variable 217:NUMBER PREV SUSPENSIONS (Continued)

N	Prcnt	Code	Value and Description
6	1.7	2	2 suspensions
2	0.6	3	3 suspensions
1	0.3	6	6 suspensions
11	3.1	99	Unknown

---

Variable 218	NUMBER OF PREV DWI CONV	Width: 2	Type: Numeric
		Dec: None	Miss: 99

---

NUMBER OF PREVIOUS DWI CONVICTIONS

N	Prcnt	Code	Value and Description
346	96.6	0	0 DWI convictions
1	0.3	1	1 DWI conviction
11	3.1	99	Unknown

---

Variable 219	NUM PREV SPEEDING CONV	Width: 2	Type: Numeric
		Dec: None	Miss: 99

---

NUMBER OF PREVIOUS SPEEDING CONVICTIONS

N	Prcnt	Code	Value and Description
303	84.6	0	0 speed convictions
39	10.9	1	1 speed conviction
3	0.8	2	2 speed convictions
2	0.6	3	3 speed convictions
11	3.1	99	Unknown

---

Variable 220	NUM PREV OTHER MV CONV	Width: 2	Type: Numeric
		Dec: None	Miss: 99

---

NO. PREVIOUS OTHER HARMFUL MOVING VIOLATIONS CONVICTIONS

N	Prcnt	Code	Value and Description
303	84.6	0	0 other convictions
25	7.0	1	1 other conviction
14	3.9	2	2 other convictions
3	0.8	3	3 other convictions
1	0.3	5	5 other convictions
1	0.3	6	6 other convictions
11	3.1	99	Unknown

BUSES INVOLVED IN FATAL ACCIDENTS, 2000  
FARS DRIVER VARIABLES

---

<u>Variable 221</u>	<u>LAST ACCIDENT - MONTH</u>	Width: 2	Type: Numeric
		Dec: None	Miss: 99

---

## LAST ACC./SUSPENSION/CONVICTION - MONTH

N	Prcnt	Code	Value and Description
207	57.8	0	No record
13	3.6	1	January
12	3.4	2	February
17	4.7	3	March
8	2.2	4	April
7	2.0	5	May
7	2.0	6	June
10	2.8	7	July
10	2.8	8	August
12	3.4	9	September
16	4.5	10	October
21	5.9	11	November
7	2.0	12	December
11	3.1	99	Unknown

---

<u>Variable 222</u>	<u>LAST ACCIDENT - YEAR</u>	Width: 4	Type: Numeric
		Dec: None	Miss: 9999

---

## LAST ACC./SUSPENSION/CONVICTION - YEAR

N	Prcnt	Code	Value and Description
207	57.8	0	No record
15	4.2	1997	1997
35	9.8	1998	1998
64	17.9	1999	1999
26	7.3	2000	2000
11	3.1	9999	Unknown

---

<u>Variable 223</u>	<u>FIRST ACCIDENT - MONTH</u>	Width: 2	Type: Numeric
		Dec: None	Miss: 99

---

## 1ST ACC./SUSPENSION/CONVICTION - MONTH

N	Prcnt	Code	Value and Description
207	57.8	0	No record
12	3.4	1	January
11	3.1	2	February
18	5.0	3	March
13	3.6	4	April
8	2.2	5	May
8	2.2	6	June
10	2.8	7	July
10	2.8	8	August



Variable 223:FIRST ACCIDENT - MONTH (Continued)

N	Prcnt	Code	Value and Description
10	2.8	9	September
16	4.5	10	October
15	4.2	11	November
9	2.5	12	December
11	3.1	99	Unknown

---

Variable 224	FIRST ACCIDENT - YEAR	Width: 4	Type: Numeric
		Dec: None	Miss: 9999

---

1ST ACCIDENT/SUSPENSION/CONVICTION - YEAR

N	Prcnt	Code	Value and Description
207	57.8	0	No record
24	6.7	1997	1997
55	15.4	1998	1998
50	14.0	1999	1999
11	3.1	2000	2000
11	3.1	9999	Unknown

---

Variable 227	DRIVER RELATED FACTORS#1	Width: 2	Type: Numeric
		Dec: None	Miss: 99

---

FACTORS AT DRIVER LEVEL - RESPONSE #1

N	Prcnt	Code	Value and Description
255	71.2	0	None
Physical/Mental Condition			
2	0.6	1	Drowsy, sleepy, asleep, fatigued
0	0.0	2	Ill, passed out, blackout
0	0.0	3	Emotional (e.g., depression, angry, disturbed)
0	0.0	4	Reaction to drugs - medication
0	0.0	5	Other drugs
17	4.7	6	Inattentive (talking, eating, etc.)
0	0.0	7	Restricted to wheelchair
0	0.0	8	Paraplegic
0	0.0	9	Impaired due to previous injury
0	0.0	10	Deaf
0	0.0	11	Other physical impairment
0	0.0	12	Mother of dead fetus
0	0.0	13	Mentally challenged
0	0.0	14	Failure to take drugs/medication
Miscellaneous Causes			
2	0.6	17	Running off road
0	0.0	18	Travelling on prohibited trafficways

BUSES INVOLVED IN FATAL ACCIDENTS, 2000  
FARS DRIVER VARIABLES

## Variable 227:DRIVER RELATED FACTORS#1 (Continued)

N	Prcnt	Code	Value and Description
0	0.0	19	Legally driving on suspended or revoked license
3	0.8	20	Leaving vehicle unattended with engine running, leaving vehicle unattended in roadway
0	0.0	21	Overloading or improper loading of vehicle with passengers or cargo
0	0.0	22	Towing or pushing vehicle improperly
0	0.0	23	Failing to dim or to have lights on when required
0	0.0	24	Operating without required equipment
1	0.3	25	Creating unlawful noise or using equipment prohibited by law
2	0.6	26	Following improperly
0	0.0	27	Improper or erratic lane changing
4	1.1	28	Failure to keep in proper lane or running off road
0	0.0	29	Illegal driving on road shoulder, in ditch, on sidewalk or on median or on separator
0	0.0	30	Making improper entry to or exit from trafficway
0	0.0	31	Starting or backing improperly
0	0.0	32	Opening vehicle closure into moving traffic or while vehicle is in motion
0	0.0	33	Passing where prohibited by signs, markings, hill or curve, or school bus displaying warning not to pass
0	0.0	34	Passing on wrong side
0	0.0	35	Passing with insufficient distance or inadequate visibility, or failing to yield to overtaking vehicle
3	0.8	36	Operating the vehicle in an erratic, reckless, careless or negligent manner
0	0.0	37	High speed chase - police in pursuit
27	7.5	38	Failure to yield right-of-way
5	1.4	39	Failure to obey traffic signs, control devices or traffic officers, or failure to observe safety zone
0	0.0	40	Passing through or around barrier
0	0.0	41	Failure to observe warnings or instructions on vehicles displaying them
0	0.0	42	Failure to signal intentions
0	0.0	43	Giving wrong signal
4	1.1	44	Driving too fast for conditions or in excess of posted maximum
0	0.0	45	Driving less than posted minimum
0	0.0	46	Racing
0	0.0	47	Making right turn from left turn lane, making left turn from right turn lane
1	0.3	48	Making other improper turn
0	0.0	49	Failure to comply with physical restrictions of license
0	0.0	50	Driving wrong way on one-way trafficway
2	0.6	51	Driving on wrong side of road (intentionally or unintentionally)
0	0.0	52	Operator inexperience
0	0.0	53	Unfamiliar with roadway
3	0.8	54	Stopped or stopping in roadway (vehicle not abandoned)
0	0.0	55	Underriding a parked truck
0	0.0	56	Improper tire pressure
1	0.3	57	Locked wheel
1	0.3	58	Over correcting

Variable 227:DRIVER RELATED FACTORS#1 (Continued)

N	Prcnt	Code	Value and Description
0	0.0	59	Getting off/out of or on/in to moving vehicle
0	0.0	60	Getting off/out of or on/in to nonmoving vehicle
Vision Obscured By:			
1	0.3	61	Rain, snow, fog, smoke, sand, dust
2	0.6	62	Reflected glare, bright sunlight, headlights
0	0.0	63	Curve, hill, or other design features (including traffic signs, embankment)
0	0.0	64	Building, billboard, other structures
0	0.0	65	Trees, crops, vegetation
2	0.6	66	Motor vehicle (including load)
1	0.3	67	Parked vehicle
0	0.0	68	Splash or spray of passing vehicle
0	0.0	69	Inadequate defrost or defog system
0	0.0	70	Inadequate lighting system
0	0.0	71	Obstructing angles on vehicle
0	0.0	72	Mirrors - rear view
0	0.0	73	Mirrors - other
0	0.0	74	Head restraints
0	0.0	75	Broken or improperly cleaned windshield
2	0.6	76	Other obstruction
Avoiding, Swerving or Sliding due to:			
0	0.0	77	Severe crosswind
0	0.0	78	Wind from passing truck
0	0.0	79	Slippery or loose surface
0	0.0	80	Tire blow-out or flat
0	0.0	81	Debris or objects in road
0	0.0	82	Ruts, holes, bumps in road
0	0.0	83	Live animals in road
0	0.0	84	Vehicle in road
1	0.3	85	Phantom vehicle
0	0.0	86	Pedestrian, pedalcyclist, or other nonmotorist in road
0	0.0	87	Ice, snow, slush, water, sand, dirt, oil, wet leaves on road
Other Miscellaneous Factors			
0	0.0	89	Carrying hazardous cargo improperly
3	0.8	90	Hit-and-run vehicle driver
1	0.3	91	Nontraffic violation charged - manslaughter or other homicide (offense committed without malice)
3	0.8	92	Other nonmoving traffic violations
Possible distractions (inside vehicle)			
1	0.3	93	Cellular phone
0	0.0	94	Fax machine
0	0.0	95	Computer
0	0.0	96	On-board Navigation system
0	0.0	97	Two-way radio
0	0.0	98	Head-up display
8	2.2	99	Unknown

BUSES INVOLVED IN FATAL ACCIDENTS, 2000  
FARS DRIVER VARIABLES

Variable 228	DRIVER RELATED FACTORS#2	Width: 2	Type: Numeric
		Dec: None	Miss: 99

## FACTORS AT DRIVER LEVEL - RESPONSE #2

N	Prcnt	Code	Value and Description
318	88.8	0	None
			Physical/Mental Condition
2	0.6	1	Drowsy, sleepy, asleep, fatigued
1	0.3	6	Inattentive (talking, eating, etc.)
1	0.3	11	Other physical impairment
			Miscellaneous Causes
4	1.1	17	Running off road
1	0.3	24	Operating without required equipment
2	0.6	28	Failure to keep in proper lane or running off road
2	0.6	36	Operating the vehicle in an erratic, reckless, careless or negligent manner
5	1.4	38	Failure to yield right-of-way
1	0.3	39	Failure to obey traffic signs, control devices or traffic officers, or failure to observe safety zone
3	0.8	44	Driving too fast for conditions or in excess of posted maximum
1	0.3	54	Stopped or stopping in roadway (vehicle not abandoned)
			Vision Obscured By:
1	0.3	61	Rain, snow, fog, smoke, sand, dust
2	0.6	71	Obstructing angles on vehicle
2	0.6	76	Other obstruction
			Avoiding, Swerving or Sliding due to:
1	0.3	84	Vehicle in road
			Other Miscellaneous Factors
1	0.3	91	Nontraffic violation charged - manslaughter or other homicide (offense committed without malice)
2	0.6	92	Other nonmoving traffic violations
8	2.2	99	Unknown

Variable 229	DRIVER RELATED FACTORS#3	Width: 2	Type: Numeric
		Dec: None	Miss: 99

## FACTORS AT DRIVER LEVEL - RESPONSE #3

N	Prcnt	Code	Value and Description
338	94.4	0	None
			Physical/Mental Condition
2	0.6	1	Drowsy, sleepy, asleep, fatigued
2	0.6	6	Inattentive (talking, eating, etc.)

Variable 229:DRIVER RELATED FACTORS#3 (Continued)

N	Prcnt	Code	Value and Description
Miscellaneous Causes			
1	0.3	24	Operating without required equipment
1	0.3	28	Failure to keep in proper lane or running off road
1	0.3	39	Failure to obey traffic signs, control devices or traffic officers, or failure to observe safety zone
1	0.3	44	Driving too fast for conditions or in excess of posted maximum
1	0.3	48	Making other improper turn
1	0.3	58	Over correcting
Vision Obscured By:			
1	0.3	61	Rain, snow, fog, smoke, sand, dust
Other Miscellaneous Factors			
1	0.3	92	Other nonmoving traffic violations
8	2.2	99	Unknown

---

Variable 230	DRIVER RELATED FACTORS#4	Width: 2	Type: Numeric
		Dec: None	Miss: 99

---

FACTORS AT DRIVER LEVEL - RESPONSE #4

N	Prcnt	Code	Value and Description
345	96.4	0	None
Miscellaneous Causes			
1	0.3	17	Running off road
Avoiding, Swerving or Sliding due to:			
1	0.3	82	Ruts, holes, bumps in road
Other Miscellaneous Factors			
1	0.3	91	Nontraffic violation charged - manslaughter or other homicide (offense committed without malice)
2	0.6	92	Other nonmoving traffic violations
8	2.2	99	Unknown

BUSES INVOLVED IN FATAL ACCIDENTS, 2000  
FARS DRIVER VARIABLES

Variable 231	VIOLATIONS CHARGED #1	Width: 2	Type: Numeric
		Dec: None	Miss: 99
N	Prcnt	Code Value and Description	
315	88.0	0	None
RECKLESS/CARELESS/HIT-AND-RUN TYPE OFFENSES			
3	0.8	1	Manslaughter or Homicide
0	0.0	2	Willful Reckless Driving; Driving to Endanger; Negligent Driving
1	0.3	3	Unsafe Reckless (Not Willful, Wanton Reckless) Driving
2	0.6	4	Inattentive, Careless, Improper Driving
0	0.0	5	Fleeing or Eluding Police
0	0.0	6	Fail to Obey Police, Fireman, Authorized Person Directing Traffic
1	0.3	7	Hit-and-Run, Fail to Stop After Accident
0	0.0	8	Fail to Give Aid, Info., Wait for Police After Accident
0	0.0	9	Serious Violation Resulting in Death
IMPAIRMENT OFFENSES			
1	0.3	11	Driving While Intoxicated (Alcohol or Drugs) or BAC Above Limit
0	0.0	12	Driving While Impaired
0	0.0	13	Driving Under Influence of Substance Not Intended to Intoxicate
0	0.0	14	Drinking While Operating
0	0.0	15	Illegal Possession of Alcohol or Drugs
0	0.0	16	Driving With Detectable Alcohol
0	0.0	18	Refusal to Submit to Chemical Test
0	0.0	19	Alcohol, Drug, or Impairment Violations Generally
SPEED-RELATED OFFENSES			
0	0.0	21	Racing
0	0.0	22	Speeding (Above the Speed Limit)
1	0.3	23	Speed Greater than Reasonable & Prudent
0	0.0	24	Exceeding Special Speed Limit (e.g.: for Trucks, Buses, Cycles, or on Bridge, in School Zone, etc.)
0	0.0	25	Energy Speed (Exceeding 55 MPH, Non-Pointable)
0	0.0	26	Driving too Slowly
0	0.0	29	Speed Related Violations Generally
RULES OF THE ROAD - TRAFFIC SIGN & SIGNALS			
0	0.0	31	Fail to Stop for Red Signal
0	0.0	32	Fail to Stop for Flashing Red
0	0.0	33	Violation of Turn on Red (Fail to Stop & Yield, Yield to Pedestrians Before Turning)
0	0.0	34	Fail to Obey Flashing Signal (Yellow or Red)
0	0.0	35	Fail to Obey Signal Generally
0	0.0	36	Violate RR Grade Crossing Device/Regulations
2	0.6	37	Fail to Obey Stop Sign
0	0.0	38	Fail to Obey Yield Sign
0	0.0	39	Fail to Obey Traffic Control Device Generally

Variable 231:VIOLATIONS CHARGED #1 (Continued)

N	Prcnt	Code	Value and Description
RULES OF THE ROAD - TURNING, YIELDING, SIGNALING			
0	0.0	41	Turn in Violation of Traffic Control (Disobey Signs, Turn Arrow or Pavement Markings; this is not a Right-on-Red Violation)
0	0.0	42	Improper Method & Position of Turn (Too Wide, Wrong Lane)
0	0.0	43	Fail to Signal for Turn or Stop
0	0.0	45	Fail to Yield to Emergency Vehicle
5	1.4	46	Fail to Yield Generally
0	0.0	48	Enter Intersection When Space Insufficient
0	0.0	49	Turn, Yield, Signaling Violations Generally
RULES OF THE ROAD -WRONG SIDE, PASSING & FOLLOWING			
0	0.0	51	Driving Wrong Way on One-Way Road
1	0.3	52	Driving on Left, Wrong Side of Road Generally
0	0.0	53	Improper, Unsafe Passing
0	0.0	54	Pass on Right (Drive off Pavement to Pass)
0	0.0	55	Pass Stopped School Bus
0	0.0	56	Fail to Give Way When Overtaken
1	0.3	58	Following too Closely
0	0.0	59	Wrong Side, Passing, Following Violations Generally
RULES OF THE ROAD - LANE USAGE			
0	0.0	61	Unsafe or Prohibited Lane Change
0	0.0	62	Improper use of Lane (Enter of 3-Lane Road, HOV Designated Lane)
0	0.0	63	Certain Traffic to use Right Lane (Trucks, Slow Moving, etc.)
0	0.0	66	Motorcycle Lane Violations (More than two per Lane, Riding Between Lanes, etc.)
0	0.0	67	Motorcyclist Attached to Another Vehicle
0	0.0	69	Lane Violations Generally
NON-MOVING - LICENSE & REGISTRATION VIOLATIONS			
0	0.0	71	Driving While License Withdrawn
5	1.4	72	Other Driver License Violations
0	0.0	73	Commercial Driver Violations
0	0.0	74	Vehicle Registration Violations
0	0.0	75	Fail to Carry Insurance Card
0	0.0	76	Driving Uninsured Vehicle
0	0.0	79	Non-Moving Violations Generally
EQUIPMENT			
2	0.6	81	Lamp Violations
0	0.0	82	Brake Violations
0	0.0	83	Failure to Require Restraint use (by Self or Passenger)
0	0.0	84	Motorcycle Equipment Violations (Helmet, Special Equipment)
0	0.0	85	Violation of Hazardous Cargo Regulations
0	0.0	86	Size, weight, Load Violations
2	0.6	89	Equipment Violations Generally
OTHER VIOLATIONS			
0	0.0	91	Parking

BUSES INVOLVED IN FATAL ACCIDENTS, 2000  
 FARS DRIVER VARIABLES

Variable 231:VIOLATIONS CHARGED #1 (Continued)

N	Prcnt	Code	Value and Description
0	0.0	92	Theft, Unauthorized use of Motor Vehicle
0	0.0	93	Driving where Prohibited (Sidewalk, Limited Access, Off Truck Route)
0	0.0	98	Other Moving Violation
16	4.5	99	Unknown Violation

---

Variable 232      VIOLATIONS CHARGED #2      Width: 2      Type: Numeric  
 Dec:    None      Miss: 99

---

N	Prcnt	Code	Value and Description
344	96.1	0	None
RULES OF THE ROAD - TURNING, YIELDING, SIGNALING			
1	0.3	49	Turn, Yield, Signaling Violations Generally
RULES OF THE ROAD -WRONG SIDE, PASSING & FOLLOWING			
1	0.3	52	Driving on Left, Wrong Side of Road Generally
EQUIPMENT			
1	0.3	89	Equipment Violations Generally
11	3.1	99	Unknown Violation

---

Variable 233      VIOLATIONS CHARGED #3      Width: 2      Type: Numeric  
 Dec:    None      Miss: 99

---

N	Prcnt	Code	Value and Description
346	96.6	0	None
EQUIPMENT			
1	0.3	83	Failure to Require Restraint use (by Self or Passenger)
11	3.1	99	Unknown Violation



BUSES INVOLVED IN FATAL ACCIDENTS, 2000  
FARS DRIVER VARIABLES

---

Variable 235	DRIVER HEIGHT	Width: 2	Type: Numeric
		Dec: None	Miss: 99

---

N	Prcnt	Code	Value and Description
2	0.6	60	- Actual inches
1	0.3	82	
12	3.4	99	Unknown

---

Variable 236	DRIVER WEIGHT	Width: 3	Type: Numeric
		Dec: None	Miss: 999

---

N	Prcnt	Code	Value and Description
1	0.3	102	- Actual weight in pounds
1	0.3	340	
0	0.0	998	Other
125	34.9	999	Unknown

BUSES INVOLVED IN FATAL ACCIDENTS, 2000  
FARS DRIVER VARIABLES

The OCCUPANT Variables

Variables 306 through 362 describe the occupant of the truck (i.e., the driver) and are obtained from the FARS occupant file.

Variable 306	OCCUPANT NUMBER	Width: 2	Type: Numeric
		Dec: None	Miss: 0

N	Prcnt	Code	Value and Description
3	0.8	0	None
355	99.2	1	Occupant #1

Variable 308	OCCUPANT AGE	Width: 2	Type: Numeric
		Dec: None	Miss: 99

N	Prcnt	Code	Value and Description
1	0.3	18	18 years
2	0.6	20	20 years
3	0.8	21	21 years
2	0.6	22	22 years
2	0.6	23	23 years
3	0.8	24	24 years
4	1.1	25	25 years
6	1.7	26	26 years
2	0.6	27	27 years
2	0.6	28	28 years
5	1.4	29	29 years
4	1.1	30	30 years
7	2.0	31	31 years
8	2.2	32	32 years
6	1.7	33	33 years
7	2.0	34	34 years
10	2.8	35	35 years
9	2.5	36	36 years
6	1.7	37	37 years
8	2.2	38	38 years
6	1.7	39	39 years
8	2.2	40	40 years
7	2.0	41	41 years
8	2.2	42	42 years
8	2.2	43	43 years
14	3.9	44	44 years
7	2.0	45	45 years
9	2.5	46	46 years
10	2.8	47	47 years
12	3.4	48	48 years
9	2.5	49	49 years
10	2.8	50	50 years
12	3.4	51	51 years
21	5.9	52	52 years

BUSES INVOLVED IN FATAL ACCIDENTS, 2000  
FARS OCCUPANT VARIABLES

## Variable 308:OCCUPANT AGE (Continued)

N	Prcnt	Code	Value and Description
15	4.2	53	53 years
14	3.9	54	54 years
5	1.4	55	55 years
9	2.5	56	56 years
9	2.5	57	57 years
11	3.1	58	58 years
8	2.2	59	59 years
7	2.0	60	60 years
4	1.1	61	61 years
4	1.1	62	62 years
1	0.3	63	63 years
4	1.1	64	64 years
4	1.1	65	65 years
3	0.8	66	66 years
3	0.8	67	67 years
1	0.3	68	68 years
2	0.6	69	69 years
1	0.3	70	70 years
2	0.6	72	72 years
1	0.3	73	73 years
3	0.8	74	74 years
2	0.6	75	75 years
1	0.3	76	76 years
6	1.7	99	Unknown

---

Variable 309	OCCUPANT SEX	Width: 1	Type: Numeric
		Dec: None	Miss: 9

---

N	Prcnt	Code	Value and Description
248	69.3	1	Male
106	29.6	2	Female
4	1.1	9	Unknown

---

Variable 310	OCCUPANT TYPE	Width: 2	Type: Numeric
		Dec: None	Miss: 99

---

N	Prcnt	Code	Value and Description
355	99.2	1	Driver of a motor vehicle in transport
0	0.0	9	Unknown occupant type in a motor vehicle in transport
3	0.8	99	Unknown occupant type

BUSES INVOLVED IN FATAL ACCIDENTS, 2000  
 FARS OCCUPANT VARIABLES

---

Variable 311	OCC SEATING POSITION	Width: 2	Type: Numeric
		Dec: None	Miss: 99

---

N	Prcnt	Code	Value and Description
355	99.2	11	Front seat - left side (driver's side)
3	0.8	99	Unknown

---

Variable 312	RESTRAINT SYSTEM USE	Width: 2	Type: Numeric
		Dec: None	Miss: 99

---

RESTRAINT SYSTEM USE

N	Prcnt	Code	Value and Description
43	12.0	0	None used (vehicle occupant) or not applicable (nonmotorist)
1	0.3	1	Shoulder belt
74	20.7	2	Lap belt
175	48.9	3	Lap and shoulder belt
29	8.1	8	Restraint used - type unknown or other
0	0.0	13	Safety belt used improperly
36	10.1	99	Unknown

---

Variable 313	AIR BAG AVAIL/DEPLOY	Width: 2	Type: Numeric
		Dec: None	Miss: 99

---

AIRBAG AVAILABILITY - DEPLOYMENT

N	Prcnt	Code	Value and Description
0	0.0	0	Nonmotorist
			Deployed (For This Seat)
7	2.0	1	From the FRONT
0	0.0	2	From the SIDE
0	0.0	7	From OTHER direction
0	0.0	8	From MULTIPLE direction
3	0.8	9	From UNKNOWN direction
			Not Deployed (for this seat)
2	0.6	20	Airbag available - NO DEPLOYMENT
0	0.0	28	Airbag available - SWITCHED OFF
			Unknown if Deployed
1	0.3	29	Airbag available - UNKNOWN IF DEPLOYED
			Not Available
343	95.8	30	Not available (this seat)
0	0.0	31	PREVIOUSLY DEPLOYED/NOT REPLACED
0	0.0	32	DISABLED/REMOVED
2	0.6	99	Unknown if airbag available (for this seat)

BUSES INVOLVED IN FATAL ACCIDENTS, 2000  
FARS OCCUPANT VARIABLES

---

<u>Variable 314</u>	<u>OCCUPANT EJECTION</u>	Width: 1	Type: Numeric
		Dec: None	Miss: 9

---

N	Prcnt	Code	Value and Description
350	97.8	0	Not ejected - not applicable
4	1.1	1	Totally ejected
1	0.3	2	Partially ejected
3	0.8	9	Unknown

---

<u>Variable 315</u>	<u>EJECTION PATH</u>	Width: 1	Type: Numeric
		Dec: None	Miss: 9

---

N	Prcnt	Code	Value and Description
350	97.8	0	Not Ejected: N/A
0	0.0	1	Side door opening
1	0.3	2	Side window
0	0.0	3	Windshield
0	0.0	4	Back window
0	0.0	5	Back door/tailgate opening
0	0.0	6	Roof opening (sunroof, convertible top down)
0	0.0	7	Roof (convertible top up)
0	0.0	8	Other path (e.g., back of pick-up truck)
7	2.0	9	Unknown/unknown path

---

<u>Variable 316</u>	<u>OCCUPANT EXTRICATION</u>	Width: 1	Type: Numeric
		Dec: None	Miss: 9

---

N	Prcnt	Code	Value and Description
348	97.2	0	Not extricated - not applicable
7	2.0	1	Extricated
3	0.8	9	Unknown

---

<u>Variable 321</u>	<u>DRUG INVOLVEMENT</u>	Width: 1	Type: Numeric
		Dec: None	Miss: 9

---

POLICE REPORTED OTHER DRUG INVOLVEMENT

N	Prcnt	Code	Value and Description
149	41.6	0	No (other drugs not involved)
0	0.0	1	Yes (other drugs involved)
199	55.6	8	Not Reported
10	2.8	9	Unknown (police reported as unknown)

BUSES INVOLVED IN FATAL ACCIDENTS, 2000  
 FARS OCCUPANT VARIABLES

---

Variable 322	DRUG DETERMINATION	Width: 1	Type: Numeric
		Dec: None	Miss: 8

---

METHOD OTHER DRUG DETERMINATION (POLICE)

N	Prcnt	Code	Value and Description
7	2.0	1	Evidential Test (blood, urine)
1	0.3	2	Drug Recognition Technician (DRT) determined
4	1.1	3	Behavioral
20	5.6	7	Other
326	91.1	8	Not Reported

---

Variable 323	DRUG TEST TYPE #1	Width: 1	Type: Numeric
		Dec: None	Miss: 9

---

N	Prcnt	Code	Value and Description
241	67.3	0	Not Tested For Drugs
31	8.7	1	Blood Test
2	0.6	2	Urine Test
3	0.8	3	Both: Blood and Urine
6	1.7	7	Unknown Test Type
0	0.0	8	Other Type Test
75	20.9	9	Unknown if Tested for Drugs

---

Variable 324	DRUG TEST RESULTS #1	Width: 3	Type: Numeric
		Dec: None	Miss: 999

---

N	Prcnt	Code	Value and Description
241	67.3	0	Not Tested For Drugs
36	10.1	1	No Drugs Reported
0	0.0	100	- Narcotic Drug
0	0.0	295	
0	0.0	300	- Depressant Drug
0	0.0	395	
0	0.0	400	- Stimulant Drug
0	0.0	495	
0	0.0	500	- Hallucinogen Drug
0	0.0	595	
0	0.0	600	- Cannabinoid Drug

BUSES INVOLVED IN FATAL ACCIDENTS, 2000  
FARS OCCUPANT VARIABLES

Variable 324:DRUG TEST RESULTS #1 (Continued)

N	Prcnt	Code	Value and Description
0	0.0	695	
0	0.0	700	
0	0.0	795	- Phencyclidine (PCP)
0	0.0	800	
0	0.0	895	- Anabolic Steroid
0	0.0	900	
0	0.0	995	- Inhalant Drug
0	0.0	996	Other Drug
5	1.4	997	Tested For Drugs, Results Unknown
0	0.0	998	Tested For Drugs, Drugs Found, Type Unknown
75	20.9	999	Unknown if Tested for Drugs

---

Variable 325      DRUG TEST TYPE #2      Width: 1      Type: Numeric  
Dec:    None      Miss: 9

---

N	Prcnt	Code	Value and Description
334	93.3	0	Not Tested For Drugs
4	1.1	1	Blood Test
1	0.3	2	Urine Test
0	0.0	3	Both: Blood and Urine
0	0.0	7	Unknown Test Type
0	0.0	8	Other Type Test
19	5.3	9	Unknown if Tested for Drugs

---

Variable 326      DRUG TEST RESULTS #2      Width: 3      Type: Numeric  
Dec:    None      Miss: 999

---

N	Prcnt	Code	Value and Description
334	93.3	0	Not Tested For Drugs
4	1.1	1	No Drugs Reported
0	0.0	100	
0	0.0	295	- Narcotic Drug
0	0.0	300	
0	0.0	395	- Depressant Drug



Variable 326:DRUG TEST RESULTS #2 (Continued)

N	Prcnt	Code	Value and Description
0	0.0	400	
		-	Stimulant Drug
0	0.0	495	
0	0.0	500	
		-	Hallucinogen Drug
0	0.0	595	
0	0.0	600	
		-	Cannabinoid Drug
0	0.0	695	
0	0.0	700	
		-	Phencylidine (PCP)
0	0.0	795	
0	0.0	800	
		-	Anabolic Steroid
0	0.0	895	
0	0.0	900	
		-	Inhalant Drug
0	0.0	995	
0	0.0	996	Other Drug
0	0.0	997	Tested For Drugs, Results Unknown
0	0.0	998	Tested For Drugs, Drugs Found, Type Unknown
19	5.3	999	Unknown if Tested for Drugs

---

Variable 327	DRUG TEST TYPE #3	Width: 1	Type: Numeric
		Dec: None	Miss: 9

---

N	Prcnt	Code	Value and Description
335	93.6	0	Not Tested For Drugs
4	1.1	1	Blood Test
0	0.0	2	Urine Test
0	0.0	3	Both: Blood and Urine
0	0.0	7	Unknown Test Type
0	0.0	8	Other Type Test
19	5.3	9	Unknown if Tested for Drugs

BUSES INVOLVED IN FATAL ACCIDENTS, 2000  
FARS OCCUPANT VARIABLES

Variable 328	DRUG TEST RESULTS #3	Width: 3	Type: Numeric
		Dec: None	Miss: 999

N	Prcnt	Code	Value and Description
335	93.6	0	Not Tested For Drugs
4	1.1	1	No Drugs Reported
0	0.0	100	- Narcotic Drug
0	0.0	295	
0	0.0	300	- Depressant Drug
0	0.0	395	
0	0.0	400	- Stimulant Drug
0	0.0	495	
0	0.0	500	- Hallucinogen Drug
0	0.0	595	
0	0.0	600	- Cannabinoid Drug
0	0.0	695	
0	0.0	700	- Phencyclidine (PCP)
0	0.0	795	
0	0.0	800	- Anabolic Steroid
0	0.0	895	
0	0.0	900	- Inhalant Drug
0	0.0	995	
0	0.0	996	Other Drug
0	0.0	997	Tested For Drugs, Results Unknown
0	0.0	998	Tested For Drugs, Drugs Found, Type Unknown
19	5.3	999	Unknown if Tested for Drugs

Variable 329	OCCUPANT INJURY SEVERITY	Width: 1	Type: Numeric
		Dec: None	Miss: 9

N	Prcnt	Code	Value and Description
240	67.0	0	O - no injury
42	11.7	1	C - possible injury
39	10.9	2	B - nonincapacitating evident injury
16	4.5	3	A - incapacitating injury

Variable 329:OCCUPANT INJURY SEVERITY (Continued)

N	Prcnt	Code	Value and Description
15	4.2	4	K - fatal injury
2	0.6	5	Injured, severity unknown
0	0.0	6	Died prior to accident
4	1.1	9	Unknown

---

Variable 330	OCC TAKEN TO HOSPITAL	Width: 1	Type: Numeric
		Dec: None	Miss: 9

---

TAKEN TO HOSPITAL OR TREATMENT FACILITY

N	Prcnt	Code	Value and Description
262	73.2	0	No
77	21.5	1	Yes
11	3.1	7	Died at the scene
0	0.0	8	Died En Route
8	2.2	9	Unknown

---

Variable 331	OCC DEATH DATE - MONTH	Width: 2	Type: Numeric
		Dec: None	Miss: 99

---

N	Prcnt	Code	Value and Description
337	94.1	0	Not applicable
1	0.3	1	January
1	0.3	2	February
0	0.0	3	March
2	0.6	4	April
3	0.8	5	May
2	0.6	6	June
0	0.0	7	July
1	0.3	8	August
2	0.6	9	September
3	0.8	10	October
0	0.0	11	November
0	0.0	12	December
6	1.7	99	Unknown

BUSES INVOLVED IN FATAL ACCIDENTS, 2000  
FARS OCCUPANT VARIABLES

---

<b>Variable 332</b>	<b>OCC DEATH DATE - DAY</b>	<b>Width: 2</b>	<b>Type: Numeric</b>
		<b>Dec: None</b>	<b>Miss: 99</b>

---

N	Prcnt	Code	Value and Description
337	94.1	0	Not applicable
0	0.0	1	
		-	Day of month
0	0.0	31	
6	1.7	99	Unknown

---

<b>Variable 333</b>	<b>OCC DEATH DATE - YEAR</b>	<b>Width: 4</b>	<b>Type: Numeric</b>
		<b>Dec: None</b>	<b>Miss: 9999</b>

---

N	Prcnt	Code	Value and Description
337	94.1	0	Not applicable
15	4.2	2000	2000
6	1.7	9999	Unknown

---

<b>Variable 334</b>	<b>OCC DEATH TIME - HOURS</b>	<b>Width: 2</b>	<b>Type: Numeric</b>
		<b>Dec: None</b>	<b>Miss: 99</b>

---

N	Prcnt	Code	Value and Description
338	94.4	0	12:01 am - 12:59 am
1	0.3	5	5:00 am - 5:59 am
1	0.3	6	6:00 am - 6:59 am
3	0.8	8	8:00 am - 8:59 am
1	0.3	10	10:00 am - 10:59 am
1	0.3	13	1:00 pm - 1:59 pm
3	0.8	15	3:00 pm - 3:59 pm
2	0.6	17	5:00 pm - 5:59 pm
2	0.6	18	6:00 pm - 6:59 pm
1	0.3	21	9:00 pm - 9:59 pm
5	1.4	99	Unknown

---

<b>Variable 335</b>	<b>OCC DEATH TIME - MINUTES</b>	<b>Width: 2</b>	<b>Type: Numeric</b>
		<b>Dec: None</b>	<b>Miss: 99</b>

---

N	Prcnt	Code	Value and Description
343	95.8	0	
		-	Minute
0	0.0	59	
5	1.4	99	Unknown

---

Variable 336    LAG TIME ACC/DEATH - HRS    Width: 3    Type: Numeric  
 Dec:    None    Miss: 999

N	Prcnt	Code	Value and Description
322	89.9	0	- Actual time in hours
1	0.3	11	
31	8.7	999	Unknown

---

Variable 342    OCC FATAL INJURY AT WORK    Width: 1    Type: Numeric  
 Dec:    None    Miss: 9

N	Prcnt	Code	Value and Description
5	1.4	0	No
7	2.0	1	Yes
337	94.1	8	Not Applicable (not a fatality)
9	2.5	9	Unknown

---

Variable 345    OCC ALCOHOL INVOLVEMENT    Width: 1    Type: Numeric  
 Dec:    None    Miss: 9

N	Prcnt	Code	Value and Description
269	75.1	0	No (alcohol not involved)
1	0.3	1	Yes (alcohol involved)
73	20.4	8	Not reported
15	4.2	9	Unknown (police reported)

---

Variable 346    OCC METH ALC DETERMINAT    Width: 1    Type: Numeric  
 Dec:    None    Miss: 9

METHOD OF ALCOHOL DETERMINATION (POLICE)

N	Prcnt	Code	Value and Description
18	5.0	1	Evidential test (breath, blood, urine)
8	2.2	2	Preliminary Breath Test (PBT)
3	0.8	3	Behavioral
1	0.3	4	Passive Alcohol Sensor (PAS)
40	11.2	5	Observed
2	0.6	8	Other (e.g., saliva test)
286	79.9	9	Not reported

BUSES INVOLVED IN FATAL ACCIDENTS, 2000  
FARS OCCUPANT VARIABLES

---

Variable 347	<u>ALCOHOL TEST TYPE</u>	Width: 1	Type: Numeric
		Dec: None	Miss: 9

---

N	Prcnt	Code	Value and Description
209	58.4	0	Not tested for Alcohol
67	18.7	1	Whole Blood
19	5.3	2	Breath "BAC"
6	1.7	3	Urine
0	0.0	4	Vitreous
0	0.0	5	Blood Plasma/Serum
0	0.0	6	Blood Clot
0	0.0	7	Liver
1	0.3	8	Other Test Type
56	15.6	9	Unknown

---

Variable 348	<u>OCC ALCOHOL TEST RESULT</u>	Width: 2	Type: Numeric
		Dec: 2	Miss: 0.99

---

N	Prcnt	Code	Value and Description
81	22.6	0.00	BAC result < 0.01% - Result value (grams/100 ml) %
1	0.3	0.02	
0	0.0	0.95	Test refused
209	58.4	0.96	None given
13	3.6	0.97	AC test performed, results unknown
54	15.1	0.99	Unknown

---

Variable 361	<u>RACE</u>	Width: 2	Type: Numeric
		Dec: None	Miss: 99

---

N	Prcnt	Code	Value and Description
340	95.0	0	Not applicable
8	2.2	1	White
2	0.6	2	Black
0	0.0	3	American Indian
			Asian or Pacific Islander
0	0.0	4	Chinese
0	0.0	5	Japanese
0	0.0	6	Hawaiian
0	0.0	7	Filipino
0	0.0	18	Asian Indian
0	0.0	28	Korean
0	0.0	38	Samoan
0	0.0	48	Vietnamese
0	0.0	58	Guamanian
0	0.0	68	Other Asian
0	0.0	78	Asian\Pacific Islander

Variable 361:RACE (Continued)

N	Prcnt	Code	Value and Description
0	0.0	98	All other races
8	2.2	99	Unknown

---

Variable 362	HISPANIC ORIGIN	Width: 2	Type: Numeric
		Dec: None	Miss: 99

---

N	Prcnt	Code	Value and Description
340	95.0	0	Not applicable
0	0.0	1	Mexican
0	0.0	2	Puerto Rican
0	0.0	3	Cuban
0	0.0	4	Central or South American
0	0.0	5	Other Hispanic
0	0.0	6	Hispanic - not specified
9	2.5	7	Non-Hispanic
9	2.5	99	Unknown

BUSES INVOLVED IN FATAL ACCIDENTS, 2000  
FARS OCCUPANT VARIABLES



The SURVEY Variables

Information in variables 1001 through 1060 was collected by the BIFA interview.

---

Variable 1001	BUS MAKE	Width: 3	Type: Numeric
		Dec: None	Miss: 999

---

N	Prcnt	Code	Value and Description
0	0.0	1	AM General
2	0.6	7	Dodge
40	11.2	12	Ford
15	4.2	20	Chevrolet
15	4.2	23	GMC
0	0.0	25	Grumman
0	0.0	51	Volvo
83	23.2	84	International Harvester
18	5.0	90	Blue Bird
1	0.3	91	Eagle Coach
17	4.7	92	Gillig
36	10.1	93	MCI
12	3.4	94	Thomas Built
21	5.9	111	Flxible
15	4.2	112	Neoplan
11	3.1	113	New Flyer
0	0.0	114	Ontario
19	5.3	115	TMC
53	14.8	998	Other
0	0.0	999	Unknown

---

Variable 1002	MODEL YEAR	Width: 4	Type: Numeric
		Dec: None	Miss: 9999

---

N	Prcnt	Code	Value and Description
1	0.3	1975	1975
3	0.8	1981	1981
4	1.1	1982	1982
4	1.1	1983	1983
7	2.0	1984	1984
10	2.8	1985	1985
11	3.1	1986	1986
16	4.5	1987	1987
15	4.2	1988	1988
22	6.1	1989	1989
14	3.9	1990	1990
20	5.6	1991	1991
20	5.6	1992	1992
22	6.1	1993	1993
14	3.9	1994	1994
20	5.6	1995	1995

BUSES INVOLVED IN FATAL ACCIDENTS, 2000  
SURVEY VARIABLES

## Variable 1002:MODEL YEAR (Continued)

N	Prcnt	Code	Value and Description
24	6.7	1996	1996
32	8.9	1997	1997
33	9.2	1998	1998
42	11.7	1999	1999
22	6.1	2000	2000
2	0.6	2001	2001
0	0.0	9999	Unknown

---

Variable 1003	FRONT OF BUS	Width: 1	Type: Numeric
		Dec: None	Miss: 8

---

N	Prcnt	Code	Value and Description
140	39.1	1	Conventional Hood
217	60.6	2	Flat Front
1	0.3	8	Unknown

---

Variable 1004	ENGINE LOCATION	Width: 1	Type: Numeric
		Dec: None	Miss: 9

---

N	Prcnt	Code	Value and Description
191	53.4	1	Rear
165	46.1	2	Front
1	0.3	8	Other
1	0.3	9	Unknown

---

Variable 1005	FUEL TYPE	Width: 1	Type: Numeric
		Dec: None	Miss: 9

---

N	Prcnt	Code	Value and Description
26	7.3	1	Gasoline
318	88.8	2	Diesel
9	2.5	8	Other
5	1.4	9	Unknown

---

Variable 1006	BUS MODEL	Width: 10	Type: Alphabetic
		Dec: None	Miss: None

---

BUS MODEL NAME OR NUMBER

N	Prcnt	Code	Value and Description
5	1.4	102A3	
			- Model name or number
4	1.1	VAN HOOL	

---

Variable 1007	BUS TYPE	Width: 1	Type: Numeric
		Dec: None	Miss: 9

---

N	Prcnt	Code	Value and Description
100	27.9	1	Big Cowl & Chassis
162	45.3	2	Low Platform
54	15.1	3	High Platform
25	7.0	4	Small Cowl & Chassis
16	4.5	8	Other
1	0.3	9	Unknown

---

Variable 1008	DESCRIPTION OF BUS	Width: 50	Type: Alphabetic
		Dec: None	Miss: None

---

BODY STYLE

N	Prcnt	Code	Value and Description
8	2.2		Alternative Fuel Heavy-Duty Transit Bus
6	1.7		Articulated Heavy-Duty Transit Bus
5	1.4		Conventional School Bus
1	0.3		Double-Decked Sightseeing Bus
1	0.3		Full-size Conventional-hood bus
68	19.0		Full-Size School Bus
96	26.8		Heavy-Duty Transit Bus
1	0.3		Heavy-Duty Transit Bus With Wheelchair Lift
12	3.4		Large Passenger Van
50	14.0		Long-Distance Coach
1	0.3		Long-Distance Touring Coach
1	0.3		Mid-size Conventional Hood Bus
13	3.6		Mid-Size School Bus
1	0.3		Prison Coach
2	0.6		Shorter Transit Bus
1	0.3		Shorter Transit Bus with Wheelchair Lift
1	0.3		Small Conventional-Hood Bus
1	0.3		Small Jitney Bus
8	2.2		Small School Bus
17	4.8		Small Shuttle Bus
2	0.6		Small Shuttle Bus With Wheelchair Lift
2	0.6		Special Needs Full-size School Bus

BUSES INVOLVED IN FATAL ACCIDENTS, 2000  
SURVEY VARIABLES

Variable 1008:DESCRIPTION OF BUS (Continued)

N	Prcnt	Code	Value and Description
2	0.6		Special Needs Mid-size School Bus
1	0.3		Special Needs School Bus
2	0.6		Special Needs Small School Bus
1	0.3		Special Needs Transit Bus
1	0.3		Special Needs Transit-Style Bus
1	0.3		Sport Utility Vehicle
2	0.6		Touring Coach
4	1.1		Transit Bus
1	0.3		Transit-Style Bus
1	0.3		Transit-Style Prison Bus
38	10.6		Transit-Style School Bus
1	0.3		Trolley Replica Bus
5	1.4		Unknown

---

Variable 1009	NUMBER OF AXLES	Width: 1	Type: Numeric
		Dec: None	Miss: 9

---

NUMBER OF AXLES

N	Prcnt	Code	Value and Description
300	83.8	2	2 axles
57	15.9	3	3 axles
1	0.3	9	Unknown

---

Variable 1010	BODY STYLE	Width: 1	Type: Numeric
		Dec: None	Miss: 9

---

N	Prcnt	Code	Value and Description
344	96.1	1	Bus
12	3.4	2	Large Van
0	0.0	3	Mini Van
2	0.6	8	Other
0	0.0	9	Unknown

---

Variable 1011	PASS SEATING CAPACITY	Width: 3	Type: Numeric
		Dec: None	Miss: 999

---

N	Prcnt	Code	Value and Description
4	1.1	9	9 Seats
4	1.1	10	10 Seats
2	0.6	11	11 Seats
5	1.4	12	12 Seats
1	0.3	13	13 Seats

Variable 1011:PASS SEATING CAPACITY (Continued)

N	Prcnt	Code	Value and Description
4	1.1	14	14 Seats
5	1.4	15	15 Seats
3	0.8	16	16 Seats
2	0.6	17	17 Seats
2	0.6	18	18 Seats
3	0.8	20	20 Seats
1	0.3	21	21 Seats
3	0.8	22	22 Seats
1	0.3	23	23 Seats
3	0.8	24	24 Seats
3	0.8	25	25 Seats
4	1.1	26	26 Seats
3	0.8	27	27 Seats
2	0.6	29	29 Seats
4	1.1	30	30 Seats
1	0.3	32	32 Seats
3	0.8	33	33 Seats
1	0.3	34	34 Seats
4	1.1	35	35 Seats
3	0.8	36	36 Seats
2	0.6	37	37 Seats
10	2.8	38	38 Seats
7	2.0	39	39 Seats
12	3.4	40	40 Seats
5	1.4	41	41 Seats
8	2.2	42	42 Seats
18	5.0	43	43 Seats
12	3.4	44	44 Seats
11	3.1	45	45 Seats
3	0.8	46	46 Seats
29	8.1	47	47 Seats
6	1.7	48	48 Seats
7	2.0	49	49 Seats
5	1.4	50	50 Seats
4	1.1	52	52 Seats
3	0.8	53	53 Seats
3	0.8	54	54 Seats
11	3.1	55	55 Seats
5	1.4	56	56 Seats
3	0.8	57	57 Seats
1	0.3	58	58 Seats
1	0.3	59	59 Seats
7	2.0	60	60 Seats
4	1.1	64	64 Seats
25	7.0	65	65 Seats
10	2.8	66	66 Seats
1	0.3	70	70 Seats
17	4.7	71	71 Seats
18	5.0	72	72 Seats
1	0.3	74	74 Seats
1	0.3	77	77 Seats
3	0.8	78	78 Seats

BUSES INVOLVED IN FATAL ACCIDENTS, 2000  
SURVEY VARIABLES

## Variable 1011: PASS SEATING CAPACITY (Continued)

N	Prcnt	Code	Value and Description
2	0.6	83	83 Seats
8	2.2	84	84 Seats
1	0.3	89	89 Seats
2	0.6	90	90 Seats
1	0.3	995	8-14 Seats
10	2.8	996	15 or more Seats
10	2.8	999	Unknown

---

Variable 1012	NUMBER OF PASSENGERS	Width: 3	Type: Numeric
		Dec: None	Miss: 999

---

N	Prcnt	Code	Value and Description
74	20.7	0	0 Passengers
23	6.4	1	1 Passenger
14	3.9	2	2 Passengers
16	4.5	3	3 Passengers
10	2.8	4	4 Passengers
13	3.6	5	5 Passengers
12	3.4	6	6 Passengers
8	2.2	7	7 Passengers
8	2.2	8	8 Passengers
5	1.4	9	9 Passengers
11	3.1	10	10 Passengers
4	1.1	11	11 Passengers
8	2.2	12	12 Passengers
4	1.1	13	13 Passengers
1	0.3	14	14 Passengers
5	1.4	15	15 Passengers
3	0.8	16	16 Passengers
6	1.7	17	17 Passengers
3	0.8	18	18 Passengers
3	0.8	19	19 Passengers
8	2.2	20	20 Passengers
1	0.3	21	21 Passengers
6	1.7	22	22 Passengers
2	0.6	23	23 Passengers
6	1.7	24	24 Passengers
6	1.7	25	25 Passengers
1	0.3	26	26 Passengers
2	0.6	27	27 Passengers
3	0.8	28	28 Passengers
2	0.6	29	29 Passengers
3	0.8	30	30 Passengers
2	0.6	31	31 Passengers
1	0.3	32	32 Passengers
4	1.1	35	35 Passengers
2	0.6	36	36 Passengers
2	0.6	37	37 Passengers
2	0.6	38	38 Passengers

Variable 1012:NUMBER OF PASSENGERS (Continued)

N	Prcnt	Code	Value and Description
1	0.3	39	39 Passengers
3	0.8	40	40 Passengers
1	0.3	41	41 Passengers
1	0.3	42	42 Passengers
2	0.6	43	43 Passengers
2	0.6	44	44 Passengers
2	0.6	45	45 Passengers
1	0.3	46	46 Passengers
3	0.8	50	50 Passengers
1	0.3	51	51 Passengers
1	0.3	52	52 Passengers
3	0.8	53	53 Passengers
1	0.3	55	55 Passengers
2	0.6	60	60 Passengers
1	0.3	65	65 Passengers
1	0.3	995	8-14 Passengers
4	1.1	996	15 or more Passengers
44	12.3	999	Unknown

---

Variable 1013 GROSS VEH WEIGHT RATING      Width: 1      Type: Numeric  
Dec: None      Miss: 9

---

N	Prcnt	Code	Value and Description
18	5.0	2	6,001 - 10,000 lbs.
14	3.9	3	10,001 - 14,000 lbs.
5	1.4	4	14,001 - 16,000 lbs.
2	0.6	5	16,001 - 19,500 lbs.
26	7.3	6	19,501 - 26,000 lbs.
77	21.5	7	26,001 - 33,000 lbs.
162	45.3	8	33,001 lbs. or more
54	15.1	9	Unknown

---

Variable 1014 EMPTY WEIGHT      Width: 6      Type: Numeric  
Dec: None      Miss: 999999

---

N	Prcnt	Code	Value and Description
1	0.3	4000	
			- Weight in pounds
1	0.3	46000	
21	5.9	999999	Unknown

BUSES INVOLVED IN FATAL ACCIDENTS, 2000  
SURVEY VARIABLES

---

<b>Variable 1015</b>	<b>LENGTH</b>	<b>Width: 3</b>	<b>Type: Numeric</b>
		<b>Dec: None</b>	<b>Miss: 999</b>

---

N	Prcnt	Code	Value and Description
1	0.3	16	16 feet
2	0.6	17	17 feet
3	0.8	18	18 feet
8	2.2	19	19 feet
6	1.7	20	20 feet
4	1.1	21	21 feet
2	0.6	22	22 feet
1	0.3	23	23 feet
5	1.4	24	24 feet
7	2.0	25	25 feet
1	0.3	26	26 feet
1	0.3	27	27 feet
5	1.4	28	28 feet
1	0.3	29	29 feet
11	3.1	30	30 feet
5	1.4	31	31 feet
5	1.4	32	32 feet
6	1.7	33	33 feet
1	0.3	34	34 feet
31	8.7	35	35 feet
16	4.5	36	36 feet
8	2.2	37	37 feet
19	5.3	38	38 feet
5	1.4	39	39 feet
143	39.9	40	40 feet
6	1.7	41	41 feet
1	0.3	42	42 feet
1	0.3	43	43 feet
2	0.6	44	44 feet
20	5.6	45	45 feet
6	1.7	60	60 feet
3	0.8	997	35 feet or less
5	1.4	998	Greater than 35 feet
17	4.7	999	Unknown

---

<b>Variable 1016</b>	<b>WIDTH</b>	<b>Width: 3</b>	<b>Type: Numeric</b>
		<b>Dec: None</b>	<b>Miss: 999</b>

---

N	Prcnt	Code	Value and Description
1	0.3	76	
		-	Width in inches
106	29.6	102	
53	14.8	997	Unknown, but legal
0	0.0	998	Unknown, but overwidth
13	3.6	999	Unknown



---

Variable 1017	PASSENGER RESTRAINT	Width: 1	Type: Numeric
		Dec: None	Miss: 9

---

N	Prcnt	Code	Value and Description
61	17.0	1	Yes
282	78.8	2	No
15	4.2	9	Unknown

---

Variable 1018	TYPE OF RESTRAINT	Width: 1	Type: Numeric
		Dec: None	Miss: 9

---

N	Prcnt	Code	Value and Description
44	12.3	1	Lap
0	0.0	2	Shoulder
15	4.2	3	Lap & Shoulder
282	78.8	4	None
0	0.0	8	Other
17	4.7	9	Unknown

---

Variable 1019	DESCRIPTION OF OPER AUTH	Width: 50	Type: Alphabetic
		Dec: None	Miss: None

---

OPERATING AUTHORITY

N	Prcnt	Code	Value and Description
31	8.7		Charter service
7	2.0		Church Use
1	0.3		Coach Leasing to Entertainment Industry
1	0.3		Contracted Carrier for County Council on Aging
39	10.9		Contracted Carrier for School District
3	0.8		Contracted Carrier for Transit Authority
1	0.3		Contracted Carrier for Transit-Paratransit System
1	0.3		Contracted Carrier for Urban Transit Authority
1	0.3		Day Care Center
1	0.3		Department of Youth Authority
2	0.6		Drive Away Company Delivering New Bus
1	0.3		Drive Away Delivery of Used Bus
2	0.6		Employee Transportation
1	0.3		Family Resource Agency
1	0.3		Farm Worker Transportation
1	0.3		Hospital Patient Transportation
1	0.3		Hotel Shuttle Service
1	0.3		Indian Reservation School District
13	3.6		Interstate Passenger & Express Freight
1	0.3		Local Jitney Association
2	0.6		Non-profit Charitable Organization
1	0.3		Non-Profit Charter School
1	0.3		Non-Profit Sheltered Workshop Organization
2	0.6		On-Demand Municipal Shuttle Service

BUSES INVOLVED IN FATAL ACCIDENTS, 2000  
SURVEY VARIABLES

Variable 1019:DESCRIPTION OF OPER AUTH (Continued)

N	Prcnt	Code	Value and Description
1	0.3		On-Demand Shuttle Service
1	0.3		Paid Carrier for Farm Worker Transport
2	0.6		Private School
1	0.3		Property Management Customer Shuttle Service
93	26.0		Public School District
1	0.3		Resort Guest Shuttle Service
1	0.3		Scheduled route & On-Demand Paratransit Urban Area
1	0.3		Scheduled route & Paratransit Regional Urban Area
1	0.3		Scheduled route Intercity Service
4	1.1		Scheduled route Regional Area
1	0.3		Scheduled route Regional Rural Area
82	22.9		Scheduled route Regional Urban Area
1	0.3		Scheduled route University Transit
41	11.5		Scheduled route Urban Area
1	0.3		Senior Citizen Community Transportation
1	0.3		Special Needs Employment & Training Center
1	0.3		Special Needs School Student Transportation
1	0.3		State Department of Corrections
1	0.3		Student Transportation by Church
6	1.7		Unknown

---

Variable 1020 FLEET SIZE Width: 6 Type: Numeric  
Dec: None Miss: 999999

N	Prcnt	Code	Value and Description
7	2.0	1	
		-	Fleet Size
1	0.3	12000	
57	15.9	999999	Unknown

---

Variable 1021 NUMBER OWNED Width: 6 Type: Numeric  
Dec: None Miss: 999999

N	Prcnt	Code	Value and Description
19	5.3	0	
		-	Number Owned
1	0.3	12000	
80	22.3	999999	Unknown



BUSES INVOLVED IN FATAL ACCIDENTS, 2000  
SURVEY VARIABLES

---

<u>Variable 1026</u>	<u>TRIP TYPE</u>	Width: 1	Type: Numeric
		Dec: None	Miss: 9

---

N	Prcnt	Code	Value and Description
266	74.3	1	Local delivery
18	5.0	2	51 to 100 miles
7	2.0	3	101 to 200 miles
31	8.7	4	201 to 500 miles
8	2.2	5	Over 500 miles
2	0.6	6	Unknown over-the-road trip distance
26	7.3	9	Unknown

---

<u>Variable 1027</u>	<u>ROLLOVER</u>	Width: 1	Type: Numeric
		Dec: None	Miss: 9

---

N	Prcnt	Code	Value and Description
16	4.5	1	Yes
340	95.0	2	No
2	0.6	9	Unknown

---

<u>Variable 1028</u>	<u>DIRECTION OF ROLL</u>	Width: 1	Type: Numeric
		Dec: None	Miss: 9

---

N	Prcnt	Code	Value and Description
11	3.1	1	Left
4	1.1	2	Right
340	95.0	3	Not applicable
0	0.0	8	Other
3	0.8	9	Unknown

---

<u>Variable 1029</u>	<u>NUMBER OF QUARTER TURNS</u>	Width: 2	Type: Numeric
		Dec: None	Miss: 99

---

N	Prcnt	Code	Value and Description
9	2.5	1	1 quarter turn
2	0.6	4	4 quarter turns
2	0.6	5	5 quarter turns
1	0.3	8	8 quarter turns
1	0.3	9	9 quarter turns
340	95.0	98	Not applicable
3	0.8	99	Unknown



BUSES INVOLVED IN FATAL ACCIDENTS, 2000  
SURVEY VARIABLES

---

<b>Variable 1036</b>	<b>COMPENSATION—% REVENUE</b>	<b>Width: 1</b>	<b>Type: Numeric</b>
		<b>Dec: None</b>	<b>Miss: 9</b>

---

N	Prcnt	Code	Value and Description
0	0.0	1	Yes
318	88.8	2	No
40	11.2	9	Unknown

---

<b>Variable 1037</b>	<b>COMPENSATION—SALARY</b>	<b>Width: 1</b>	<b>Type: Numeric</b>
		<b>Dec: None</b>	<b>Miss: 9</b>

---

N	Prcnt	Code	Value and Description
25	7.0	1	Yes
293	81.8	2	No
40	11.2	9	Unknown

---

<b>Variable 1038</b>	<b>COMPENSATION—DRIVER OWN</b>	<b>Width: 1</b>	<b>Type: Numeric</b>
		<b>Dec: None</b>	<b>Miss: 9</b>

---

N	Prcnt	Code	Value and Description
3	0.8	1	Yes
315	88.0	2	No
40	11.2	9	Unknown

---

<b>Variable 1039</b>	<b>COMPENSATION—OTHER</b>	<b>Width: 1</b>	<b>Type: Numeric</b>
		<b>Dec: None</b>	<b>Miss: 9</b>

---

N	Prcnt	Code	Value and Description
31	8.7	1	Yes
288	80.4	2	No
39	10.9	9	Unknown

---

<b>Variable 1040</b>	<b>DESCRIBE COMPENSATION</b>	<b>Width: 50</b>	<b>Type: Alphabetic</b>
		<b>Dec: None</b>	<b>Miss: None</b>

---

COMPENSATION METHOD

N	Prcnt	Code	Value and Description
4	1.1		Church Volunteer
2	0.6		Combination of Base Salary/Longevity Plus Hourly
1	0.3		Daily Wage Plus Bonus
8	2.2		Driver Employed in Another Capacity by Operator
1	0.3		Greater of Hourly or Mileage



BUSES INVOLVED IN FATAL ACCIDENTS, 2000  
SURVEY VARIABLES

Variable 1050	FAX/MAIL	Width: 1	Type: Numeric
		Dec: None	Miss: 9

Information received by fax or mail

N	Prcnt	Code	Value and Description
97	27.1	1	Yes
261	72.9	2	No
0	0.0	9	Unknown

Variables 1051 through 1060 indicate modifications to responses received from the interview. Also indicated here are deductions made by the editors to fill in missing data elements. The numbers coded in these variables are the question numbers on the interview form (see Appendix).

Variable 1051	1ST QUESTION DERIVED	Width: 2	Type: Numeric
		Dec: None	Miss: 0

N	Prcnt	Code	Value and Description
200	55.9	0	None
1	0.3	6	Question 6
23	6.4	8	Question 8
129	36.0	16	Question 16
3	0.8	17	Question 17
2	0.6	18	Question 18

Variable 1052	2ND QUESTION DERIVED	Width: 2	Type: Numeric
		Dec: None	Miss: 0

N	Prcnt	Code	Value and Description
343	95.8	0	None
1	0.3	7	Question 7
14	3.9	16	Question 16

Variable 1053	3RD QUESTION DERIVED	Width: 2	Type: Numeric
		Dec: None	Miss: 0

N	Prcnt	Code	Value and Description
358	100.0	0	None



BUSES INVOLVED IN FATAL ACCIDENTS, 2000  
 SURVEY VARIABLES

---

Variable 1054	4TH QUESTION DERIVED	Width: 2	Type: Numeric
		Dec: None	Miss: 0

---

N	Prcnt	Code	Value and Description
358	100.0	0	None

---

Variable 1055	5TH QUESTION DERIVED	Width: 2	Type: Numeric
		Dec: None	Miss: 0

---

N	Prcnt	Code	Value and Description
358	100.0	0	None

---

Variable 1056	6TH QUESTION DERIVED	Width: 2	Type: Numeric
		Dec: None	Miss: 0

---

N	Prcnt	Code	Value and Description
358	100.0	0	None

---

Variable 1057	7TH QUESTION DERIVED	Width: 2	Type: Numeric
		Dec: None	Miss: 0

---

N	Prcnt	Code	Value and Description
358	100.0	0	None

---

Variable 1058	8TH QUESTION DERIVED	Width: 2	Type: Numeric
		Dec: None	Miss: 0

---

N	Prcnt	Code	Value and Description
358	100.0	0	None

---

Variable 1059	9TH QUESTION DERIVED	Width: 2	Type: Numeric
		Dec: None	Miss: 0

---

N	Prcnt	Code	Value and Description
358	100.0	0	None

BUSES INVOLVED IN FATAL ACCIDENTS, 2000  
SURVEY VARIABLES

---

Variable 1060	10TH QUESTION DERIVED	Width: 2	Type: Numeric
		Dec: None	Miss: 0

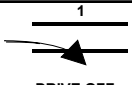
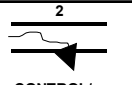
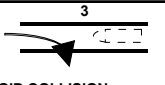

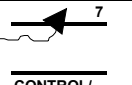

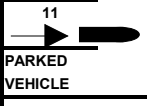
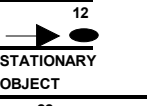
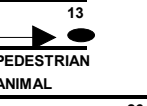
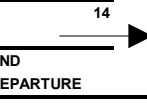
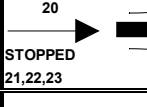

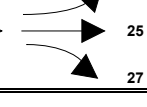
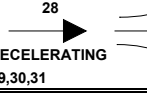
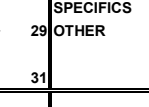
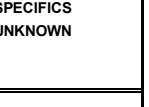

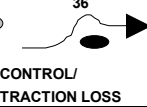
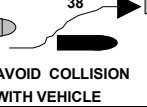
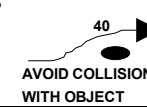

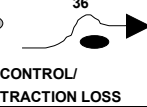
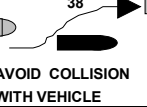
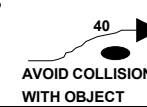
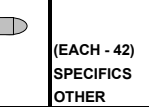


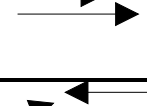

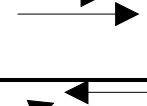

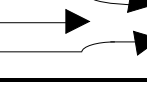

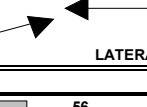

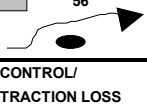
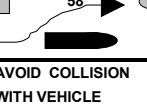
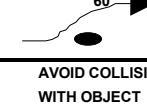
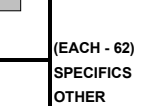


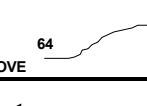

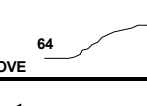

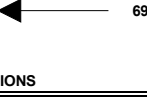
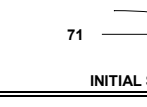
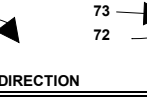
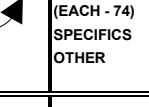
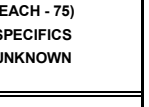
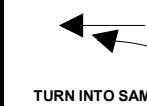
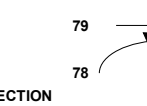
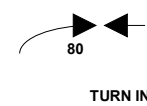
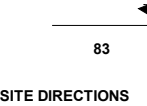
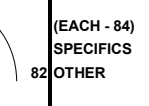
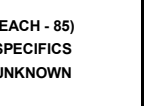





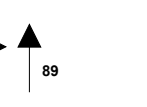
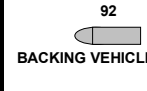
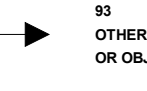
---

N	Prcnt	Code	Value and Description
358	100.0	0	None

## APPENDIX



### ACCIDENT TYPES (INCLUDES INTENT)

CATEGORY	CONFIGURATION		4	5
I SINGLE DRIVER	A. RIGHT ROADSIDE DEPARTURE	 DRIVE OFF ROAD  CONTROL/ TRACTION LOSS  AVOID COLLISION W/ VEHICLE, PEDESTRIAN, ANIMAL	SPECIFICS OTHER	SPECIFICS UNKNOWN
	B. LEFT ROADSIDE DEPARTURE	 DRIVE OFF ROAD  CONTROL/ TRACTION LOSS  AVOID COLLISION W/VEHICLE, PEDESTRIAN, ANIMAL	SPECIFICS OTHER	SPECIFICS UNKNOWN
	C. FORWARD IMPACT	 PARKED VEHICLE  STATIONARY OBJECT  PEDESTRIAN ANIMAL  END DEPARTURE	SPECIFICS OTHER	SPECIFICS UNKNOWN
II SAME TRAFFICWAY SAME DIRECTION	D. REAR-END	 STOPPED 21,22,23  21  23  SLOWER 25,26,27  26  27  DECELERATING 29,30,31  29  30  31	(EACH - 32) SPECIFICS OTHER	(EACH - 33) SPECIFICS UNKNOWN
	E. FORWARD IMPACT	 CONTROL/ TRACTION LOSS  CONTROL/ TRACTION LOSS  CONTROL/ TRACTION LOSS  CONTROL/ TRACTION LOSS  AVOID COLLISION WITH VEHICLE  AVOID COLLISION WITH VEHICLE  AVOID COLLISION WITH OBJECT  AVOID COLLISION WITH OBJECT	(EACH - 42) SPECIFICS OTHER	(EACH - 43) SPECIFICS UNKNOWN
	F. SIDESWIPE ANGLE	 44  45  46  47	(EACH - 48) SPECIFICS OTHER	(EACH - 49) SPECIFICS UNKNOWN
III SAME TRAFFICWAY OPPOSITE DIRECTION	G. HEAD-ON	 50  51 LATERAL MOVE	(EACH - 52) SPECIFICS OTHER	(EACH - 53) SPECIFICS UNKNOWN
	H. FORWARD IMPACT	 CONTROL/ TRACTION LOSS  CONTROL/ TRACTION LOSS  CONTROL/ TRACTION LOSS  CONTROL/ TRACTION LOSS  AVOID COLLISION WITH VEHICLE  AVOID COLLISION WITH VEHICLE  AVOID COLLISION WITH OBJECT  AVOID COLLISION WITH OBJECT	(EACH - 62) SPECIFICS OTHER	(EACH - 63) SPECIFICS UNKNOWN
	I. SIDESWIPE/ ANGLE	 64  65 LATERAL MOVE	(EACH - 66) SPECIFICS OTHER	(EACH - 67) SPECIFICS UNKNOWN
IV CHANGE TRAFFICWAY VEHICLE TURNING	J. TURN ACROSS PATH	 68  69  70  71  72  73 INITIAL OPPOSITE DIRECTIONS INITIAL SAME DIRECTION	(EACH - 74) SPECIFICS OTHER	(EACH - 75) SPECIFICS UNKNOWN
	K. TURN INTO PATH	 76  77  78  79  80  81  82  83 TURN INTO SAME DIRECTION TURN IN OPPOSITE DIRECTIONS	(EACH - 84) SPECIFICS OTHER	(EACH - 85) SPECIFICS UNKNOWN
V INTERSECTING PATH-VEHICLE DAMAGE	L. STRAIGHT PATHS	 86  87  88  89	(EACH - 90) SPECIFICS OTHER	(EACH - 91) SPECIFICS UNKNOWN
VI MISC.	M. BACKING ETC.	 92 BACKING VEHICLE  93 OTHER VEHICLE OR OBJECT	97 UNTRIPPED ROLLOVER 98 OTHER ACC TYPE 99 UNKNOWN ACC TYPE 00 NO IMPACT	



# CENTER FOR NATIONAL TRUCK STATISTICS BUSES INVOLVED IN FATAL ACCIDENTS SURVEY

Accident Date \_\_\_\_\_ / \_\_\_\_\_ / **2000**  
Month Day Year

## ACCIDENT IDENTIFICATION *(fill out prior to interview)*

1. FARS State Code 

_	_
1	2

 State of Accident \_\_\_\_\_
2. FARS Case No. 

_	_	_	_
3	4	5	6
3. FARS Vehicle No. 

_	_
7	8

*NOTE: Put all information and calculations on this form.*

## VEHICLE DESCRIPTION

4. Bus Make
 

[ ]	001
[ ]	007
[ ]	012
[ ]	020
[ ]	023
[ ]	025
[ ]	051
[ ]	084
[ ]	090
[ ]	091
[ ]	092
[ ]	093
[ ]	094
[ ]	111
[ ]	112
[ ]	113
[ ]	114
[ ]	115
[ ]	998

  - AM General
  - Dodge
  - Ford
  - Chevrolet
  - GMC
  - Grumman
  - Volvo
  - International Harvester
  - Blue Bird
  - Eagle Coach
  - Gillig
  - MCI
  - Thomas Built
  - Flxible
  - Neoplan
  - New Flyer
  - Ontario
  - TMC
  - Other \_\_\_\_\_

*(Specify)*
5. Bus Model Year: 

_	_	_	_
12	13	14	15
6. Front of Bus
  - Conventional hood 

[ ]	1
-----	---
  - Flat Front 

[ ]	2
-----	---
  - Other \_\_\_\_\_ 

[ ]	8
-----	---

*(Specify)*
7. Engine Location
  - Rear 

[ ]	1
-----	---
  - Front 

[ ]	2
-----	---
  - Other \_\_\_\_\_ 

[ ]	8
-----	---

*(Specify)*
8. Fuel
  - Gas 

[ ]	1
-----	---
  - Diesel 

[ ]	2
-----	---
  - Other \_\_\_\_\_ 

[ ]	8
-----	---

*(Specify)*
9. Bus Model \_\_\_\_\_ 

[ ]	8
-----	---

  
*(Name or No.) (Specify)*

Bus Model	<table border="1" style="display: inline-table;"> <tr><td style="width: 20px; text-align: center;">_</td><td style="width: 20px; text-align: center;">_</td><td style="width: 20px; text-align: center;">_</td><td style="width: 20px; text-align: center;">_</td><td style="width: 20px; text-align: center;">_</td><td style="width: 20px; text-align: center;">_</td><td style="width: 20px; text-align: center;">_</td><td style="width: 20px; text-align: center;">_</td><td style="width: 20px; text-align: center;">_</td><td style="width: 20px; text-align: center;">_</td></tr> <tr><td style="text-align: center;">19</td><td style="text-align: center;">20</td><td style="text-align: center;">21</td><td style="text-align: center;">22</td><td style="text-align: center;">23</td><td style="text-align: center;">24</td><td style="text-align: center;">25</td><td style="text-align: center;">26</td><td style="text-align: center;">27</td><td style="text-align: center;">28</td></tr> </table>	_	_	_	_	_	_	_	_	_	_	19	20	21	22	23	24	25	26	27	28	<i>(editor)</i>
_	_	_	_	_	_	_	_	_	_													
19	20	21	22	23	24	25	26	27	28													





VEHICLE USE

21. Describe Bus Operating authority:

-----

-----

103-152

(editor)

22. Fleet Size:  
(buses only)

_____	_____	_____	_____	_____
153	154	155	156	157

No. Owned

_____	_____	_____	_____	_____
158	159	160	161	162

No. Leased

_____	_____	_____	_____	_____
163	164	165	166	167

23. Bus Operator Type:

- School District
- Urban transit authority
- Scheduled intercity
- Charter bus
- Private company (not pass. transport)
- Non-govt. organization
- Non-educational unit of govt.
- Private individual for personal  
-transportation
- Other \_\_\_\_\_  
(Specify)

[ ]	01
[ ]	02
[ ]	03
[ ]	04
[ ]	05
[ ]	06
[ ]	07
[ ]	08
[ ]	98
168-169	

25. Operator :
- Private
  - Carry passengers for hire
  - Govt. owned

[ ]	1
[ ]	2
[ ]	3
171	

24. Does the Operator cross state lines while using its buses?

- Yes
- No

[ ]	1
[ ]	2
170	

26. Intended One-Way Trip Distance

- Local (within a 50 mile radius of base)
- Over-the-Road
- 51 to 100 miles
- 101 to 200 miles
- 201 to 500 miles
- Greater than 500 miles
- Unknown over-the-road trip distance

[ ]	1
[ ]	2
[ ]	3
[ ]	4
[ ]	5
[ ]	6
172	

ACCIDENT DESCRIPTION

27. Did the bus roll over?

- Yes
- No

[ ]	1
[ ]	2
173	

28. Direction of roll:

- Left
- Right
- Other

[ ]	1
[ ]	2
[ ]	8
174	

29. Number of quarter turns of roll:

_____	_____
175	176

DRIVER DESCRIPTION

30. How many hours had the driver been driving since the last 8-hour break?

_____	_____
177	178

Hrs.

31. How was the driver compensated for this trip?  
(check all that apply)

- Hourly
- Mileage
- Tips
- Percentage of revenue
- Salary
- Driver is owner
- Other \_\_\_\_\_

(Specify)

	Yes	No	
Hourly	[ ] 1	[ ] 2	179
Mileage	[ ] 1	[ ] 2	180
Tips	[ ] 1	[ ] 2	181
Percentage of revenue	[ ] 1	[ ] 2	182
Salary	[ ] 1	[ ] 2	183
Driver is owner	[ ] 1	[ ] 2	184
Other _____	[ ] 1	[ ] 2	185

32. Describe compensation method:

-----

-----

186-235 (editor)

REMAINDER TO BE COMPLETED BY EDITOR.

33. Collision avoidance section. Illustrate pre-collision scenario below. Enter GES code.

236 237

[Large empty box for collision avoidance scenario illustration]

34. Latitude of accident

0 ' " 238 239 240 241 242 243 244

37. Longitude of accident

0 ' " 245 246 247 248 249 250 251 252

35. Interview?

Yes [ ] 1 No [ ] 2 253

36. Police report?

Yes [ ] 1 No [ ] 2 254

37. FAX/Mail?

Yes [ ] 1 No [ ] 2 255

DERIVED INFORMATION (Insert question numbers.)

256 257 258 259 260 261 262 263 264 265 266 267 268 269 270 271 272 273 274 275

38. PAR Number

276 277 278 279 280 281 282 283 284 285 286 287

39. ICC Number

288 289 290 291 292 293

40. DOT Number

294 295 296 297 298 299 300

41. State PSC Number

301 302 303 304 305 306 307 308 309 310

42. State issuing

311 312