

# **TRUCKS INVOLVED IN FATAL ACCIDENTS CODEBOOK 2006**

---

**ANNE MATTESON  
LINDA JAROSI  
LESLIE PETTIS  
JOHN WOODROOFFE**

**CENTER FOR NATIONAL TRUCK AND BUS STATISTICS**





**TRUCKS INVOLVED IN FATAL ACCIDENTS CODEBOOK 2006  
(Version August 5, 2008)**

**Anne Matteson**

**Linda Jarossi**

**Leslie Pettis**

**John Woodrooffe**

**Center for National Truck and Bus Statistics**

**University of Michigan Transportation Research Institute**

**August 2008**

The research reported herein was conducted under general research funds provided by the Federal Motor Carrier Safety Administration. The opinions, findings, and conclusions expressed in this publication are those of the authors and not necessarily those of the U.S. Department of Transportation or the Federal Motor Carrier Safety Administration.

**Technical Report Documentation Page**

1. Report No. <b>UMTRI-2008-45</b>		2. Government Accession No.		3. Recipient's Catalog No.	
4. Title and Subtitle <b>Trucks Involved in Fatal Accidents Codebook 2006 (Version August 5, 2008)</b>				5. Report Date <b>August 2008</b>	
				6. Performing Organization Code	
7. Authors <b>Anne Matteson, Linda Jarossi, Leslie Pettis, and John Woodrooffe</b>				8. Performing Organization Report No. <b>UMTRI-2008-45</b>	
9. Performing Organization Name and Address <b>University of Michigan Transportation Research Institute 2901 Baxter Road Ann Arbor, MI 48109-2150</b>				10. Work Unit No.  <b>052701</b>	
				11. Contract or Grant No. <b>DTMC75-06-H-00003</b>	
12. Sponsoring Agency Name and Address <b>U.S. Department of Transportation Federal Motor Carrier Safety Administration 400 Seventh Street, S.W. Washington, D.C. 20590</b>				13. Type of Report and Period Covered <b>Special Report Task A</b>	
				14. Sponsoring Agency Code	
15. Supplementary Notes					
16. Abstract  <p>This report provides documentation for UMTRI's file of Trucks Involved in Fatal Accidents (TIFA), 2006, including distributions of the code values for each variable in the file. The 2006 TIFA file is a census of all medium and heavy trucks involved in a fatal accident in the United States. The TIFA database provides coverage of all medium and heavy trucks recorded in the Fatality Analysis Reporting System (FARS) file. TIFA combines vehicle, accident, and occupant records from FARS with information about the physical configuration and operating authority of the truck from the TIFA survey.</p>					
17. Key Words <b>Medium trucks, heavy trucks, fatal accident data</b>			18. Distribution Statement <b>Unlimited</b>		
19. Security Classification (of this report) <b>Unclassified</b>		20. Security Classification (of this page) <b>Unclassified</b>		21. No. of Pages <b>148</b>	22. Price



## Acknowledgments

The data documented in this report are the product of the dedicated efforts of many people. The project originated under the direction of Ken Campbell and Oliver Carsten. Daniel Blower directs the project currently. Daniel Hershberger, Robert Allen, Robert Pichler, and many interviewers made the accuracy of the data a matter of personal pride. The project would not have been possible without the willing cooperation of thousands of truck owners, operators, and police officers across the country.

The TIFA survey is conducted by the Center for National Truck and Bus Statistics at the University of Michigan Transportation Research Institute with support from the Federal Motor Carrier Safety Administration. The National Highway Traffic Safety Administration's National Center for Statistics and Analysis and FARS analysts in the states provided assistance in acquiring police reports from the respective states. We are sincerely grateful for their efforts.





## INTRODUCTION

### Overview

This report documents the August 5, 2008 version of the Trucks Involved in Fatal Accidents (TIFA) 2006 dataset. The report summarizes all the information in the computerized data file. The 2006 TIFA file contains records for all the medium and heavy trucks that were involved in a fatal accident in all 50 of the United States and the District of Columbia during calendar year 2006. Trucks with a gross vehicle weight rating of 10,000 pounds or less, primarily pickups, are excluded as nonsample, as are emergency vehicles and other non-trucks. All the vehicles described are from Version 12May08 of the Fatality Analysis Reporting System (FARS) file for 2006 accidents, developed by the National Highway Traffic Safety Administration (NHTSA).

The 2006 TIFA file is a census file, which means there is one record for each of the 5,250 medium and heavy trucks involved in a fatal accident in 2006. The codebook presents frequencies for the FARS variables and the TIFA survey variables for the actual number of cases in the file.

Missing data rates for TIFA survey variables are generally low. The range of missing data values is illustrated by the following examples. Cab style (variable 1003) could not be determined for 61 (1.2%) of the 5,250 cases. Vehicle configuration (variable 1048) is unknown for only 50 (1.0%) cases. Gross vehicle weight rating (variable 1050) could not be determined for 79 (1.5%) cases and hours driving (variable 1062) is unknown for 1,490 (28.4%) cases.

Trucks that were not in-transport at the time of the crash are included in this codebook in the Vehicles Not In-Transport (VNIT) section. (The data for the VNIT section are kept in a separate data file.) While we have tried to make variable numbering consistent from year to year, we have no control over changes made to the FARS variables. Thus, variable numbers and code values in the 2006 TIFA file are not fully consistent with the files for 1980 through 2005. Accordingly, the 2006 codebook should not be used as a guide to the earlier datasets.

The dataset includes virtually all the variables from the public version of the FARS file: the accident variables, the vehicle variables (for the truck), and the occupant variables (for the driver of the truck). A few cases had no occupant record because the vehicle was not occupied at the time of the accident. These cases have been padded with the appropriate missing data codes. All variables are at the vehicle level; that is, there is one record for each truck involved. In addition to the variables from FARS (variables 1 through 363), there is a set of variables (numbers 1001 through 1112) that contains the information from the TIFA survey form. The bulk of this information is produced by telephone interviews with the driver, owner, or some other involved party. Some of this information is transcribed from police reports collected from the states.

While the FARS file includes much information on the accident environment and events, information on the vehicles involved, particularly trucks, is limited. Details about the physical configuration of the trucks involved are supplied by the TIFA survey. (The survey form is reproduced in the appendix of this codebook.) The TIFA survey collects a detailed physical description of the truck. These data include the cab style of the power unit; gross vehicle weight rating and gross combination weight rating; trailer type, cargo body style and cargo type; and the company type and operating authority of the operator of the vehicle. The combination of the

FARS accident level variables with the physical detail of the TIFA survey produces the most detailed account of fatal truck accidents available.

### Sources of Information

The first step in the acquisition of the data to supplement FARS was to obtain, from the states, copies of the police reports on all fatal accidents involving at least one truck. While the format of these reports varies considerably from state to state, they all include the identities of the owner and the driver of the vehicles involved (though some states remove this information) and a description, sometimes very brief, of what occurred. These police reports were subsequently used in identifying the appropriate respondent to contact and in checking responses for accuracy.

Police reports could not be obtained from 28 states, representing 62 cases. Twenty-one states were missing one or two reports and four states did not send three cases. Colorado and New Mexico were unable to supply four reports and in New Jersey twelve police reports were missing.

For all of the cases where no police report was available, an attempt was made to match the FARS case to the corresponding case in the Motor Carrier Management Information System (MCMIS) Crash file. The MCMIS Crash file is compiled from state-reported data on all trucks and buses involved in crashes meeting a certain severity threshold, including fatal injuries. An algorithm was developed to match FARS cases for which no police report could be obtained, to MCMIS Crash file cases using date, time, location, and vehicle information. The MCMIS file usually identifies both the truck owner and the investigating officer of the crash. This information was used to contact potential survey respondents. Only those cases where the match was certain were pursued.

Information was collected primarily by telephone interviews. The person or company contacted was, when possible, the owner of the vehicle as listed in the police report. If no contact could be made with the owner, an attempt was made to reach the driver. If neither the owner nor the driver could be reached, as much information as possible was collected from other parties, such as the police officer who investigated the accident or the tow truck operator if the vehicle was towed from the scene. Finally, if no knowledgeable respondent could be found, as much information as possible was coded from the police report. For these cases, variable 1063, which documents whether an interview was conducted, is coded "no," and variable 1064, police report, is coded "yes."

Editors carefully checked each completed interview. All modifications to the survey responses received from an interview are indicated in variables 1066 through 1075. Imputations made by the editors to fill in missing data elements are also indicated there. The numbers coded in these variables are the question numbers on the interview form (see appendix). Thus a "17" in variable 1067 indicates that the second item corrected or derived for that particular case was the response to question 17 on the interview form. There is no particular pattern to the order in which such modifications are indicated. Derivations were made when the editor was able to deduce a piece of information to fill in something missing on the interview form. For example, the type of operating authority was sometimes deduced from the name of the vehicle's owner and their business type.

### Number of Cases

Version 12May08 of the 2006 FARS file lists 5,339 vehicles (excluding fire trucks) involved in fatal accidents in the United States, that were identified as possible medium or heavy trucks. However, some of the selected vehicles were subsequently found to be light, rather than medium or heavy, trucks, and seventeen cases were buses. In particular, a number of vehicles coded by FARS as trucks turned out to be pickups, emergency vehicles, or other light vehicles. Also, vehicles that did not conform to the rules for inclusion in FARS were designated nonsample. These included vehicles parked off the roadway (e.g., on the shoulder) or legally parked at the side of the road, or cases in which the fatality occurred prior to the crash (e.g., heart attacks). In addition, one case was identified during the TIFA interview process that was not identified as a medium or heavy truck in the FARS file. Altogether 90 cases were determined to be nonsample. Subtracting those 90 from the FARS file total of 5,339 cases and adding the one additional case leaves 5,250, which is the number of trucks involved in fatal accidents in 2006.

### Format of Codebook

The main body of the codebook provides frequency distributions of all variables and code levels in the TIFA 2006 data file (Motor Vehicles In-Transport). The VNIT section of the codebook documents the additional set of Survey variables collected for Motor Vehicles Not In-Transport (217 cases). For each variable, the codebook provides information about the variable, name, format, and type. “Variable” (such as V19) is the name of the variable in the SAS data file. “Name” (e.g. Route Signing) is the descriptive title corresponding to the FARS or TIFA variable. “Format” refers to the name of the SAS format that provides labels for specific code levels of the variable. “Type” describes the storage type of the variable. Data are stored either as Numeric or Char (character) data. “Length” is the SAS storage length in bytes for the variable.

### Obtaining Information from the Dataset

This report provides counts and distributions of the code values for each variable in the file. These tabulations are useful for understanding the variables available in the file, the completeness of the data, and the number of cases with any specific code value.

Many research questions require more detailed cross-classification of the data. In general, different types of trucks are used differently. In comparing the accident experience of straight trucks with that of tractor–semitrailers, for example, one might wish to examine the distributions of trip type and carrier type. While this dataset is not made available to the public by UMTRI, the staff of the Center for National Truck and Bus Statistics at UMTRI will be pleased to make the appropriate runs for outside users. Requests for consultation on and analysis of the data are welcome and may be addressed to Daniel Blower at (734) 764–0248. Finally, while every effort has been made to check the accuracy of the data, the file may contain errors not yet detected.



TRUCKS INVOLVED IN FATAL ACCIDENTS, 2006  
FARS ACCIDENT VARIABLES

<u>Variable Number</u>	<u>Variable Name</u>	<u>Page Number</u>
v1	CASE STATE.....	1
v2	CASE NUMBER.....	2
v7	CITY.....	2
v8	COUNTY.....	3
v9	ACCIDENT DATE - MONTH.....	3
v10	ACCIDENT DATE - DAY.....	3
v11	ACCIDENT DATE - YEAR.....	3
v12	ACCIDENT TIME - HOUR.....	4
v13	ACCIDENT TIME - MINUTE.....	4
v14	NUMBER OF VEHICLE FORMS - MVIT.....	5
v14B	VEHICLE FORMS SUBMITTED - ALL.....	5
v15	NUMBER OF PERSON FORMS.....	6
v16	LAND USE.....	6
v17	NATIONAL HIGHWAY SYSTEM.....	7
v18	ROADWAY FUNCTION CLASS.....	7
v19	ROUTE SIGNING.....	7
v20	TRAFFICWAY IDENTIFIER #1.....	8
v20_2	TRAFFICWAY IDENTIFIER #2.....	8
v21	MILEPOINT.....	8
v22	SPECIAL JURISDICTION.....	8
v23	FIRST HARMFUL EVENT.....	9
v24	MANNER OF COLLISION.....	12
v25	RELATION TO JUNCTION.....	12
v26	RELATION TO ROADWAY.....	13
v27	TRAFFICWAY FLOW.....	13
v28	NUMBER OF TRAVEL LANES.....	13
v29	SPEED LIMIT.....	14
v30	ROADWAY ALIGNMENT.....	14
v31	ROADWAY PROFILE.....	14
v32	ROADWAY SURFACE TYPE.....	15
v33	ROADWY SURFACE CONDITION.....	15
v34	TRAFFIC CONTROL DEVICE.....	15
v35	TRAFFIC CONT FUNCTIONING.....	17
v36	HIT AND RUN.....	17
v37	LIGHT CONDITION.....	17
v38	ATMOSPHERIC CONDITIONS.....	18
v39	CONSTRUCTION/MAINT ZONE.....	18
v40	EMS NOTIFIED - HOUR.....	18
v41	EMS NOTIFIED - MINUTE.....	19
v42	EMS ARRIVAL - HOUR.....	19
v43	EMS ARRIVAL - MINUTE.....	19
v46	SCHOOL BUS RELATED.....	20
v48	RAIL GRADE CROSSING ID.....	20
v49	NUMBER FATALITIES IN ACC.....	20
v50	DAY OF WEEK.....	20
v51	NUMBER DRINKING DRIVERS.....	21
v52	ACCIDENT DATE - JULIAN.....	21
v53	NUMBER UNINJURED IN ACC.....	21
v54	NUMBER C-INJURED IN ACC.....	22
v55	NUMBER B-INJURED IN ACC.....	22
v56	NUMBER A-INJURED IN ACC.....	23
v57	NUMBER K-INJURED IN ACC.....	23

TRUCKS INVOLVED IN FATAL ACCIDENTS, 2006  
FARS ACCIDENT VARIABLES

<u>Variable Number</u>	<u>Variable Name</u>	<u>Page Number</u>
v58	NUM UNK INJURED IN ACC .....	23
v59	ACC RELATED FACTORS #1.....	24
v60	ACC RELATED FACTORS #2.....	24
v61	ACC RELATED FACTORS #3.....	25

TRUCKS INVOLVED IN FATAL ACCIDENTS, 2006  
FARS VEHICLE VARIABLES

<u>Variable Number</u>	<u>Variable Name</u>	<u>Page Number</u>
v104	VEHICLE NUMBER.....	27
v105	UNIT TYPE.....	27
v107	NUMBER OF OCCUPANTS.....	27
v108	VEHICLE MAKE.....	28
v109	VEHICLE MAKE-MODEL.....	28
v110	BODY TYPE.....	31
v111	MODEL YEAR.....	32
v112	VIN.....	33
v123	REGISTRATION STATE.....	33
v124	REGISTERED VEHICLE OWNER.....	34
v125	ROLLOVER.....	35
v126	JACKKNIFE.....	35
v127	TRAVEL SPEED.....	35
v128	HAZARDOUS CARGO.....	35
v129	VEHICLE TRAILERING.....	36
v130	VEHICLE CONFIGURATION.....	36
v131	NUMBER OF AXLES.....	36
v132	CARGO BODY TYPE.....	37
v133	SPECIAL USE.....	37
v134	EMERGENCY USE.....	38
v135	IMPACT POINT - INITIAL.....	38
v136	IMPACT POINT - PRINCIPAL.....	38
v137	EXTENT OF DEFORMATION.....	39
v138	VEHICLE ROLE.....	39
v139	MANNER OF LEAVING SCENE.....	39
v140	FIRE OCCURRENCE.....	40
v142	VEHICLE MANEUVER.....	40
v143	CRASH AVOIDANCE MANUEVER.....	40
v144	MOST HARMFUL EVENT.....	41
v145	NUMBER OF DEATHS IN VEH.....	43
v151	VIN TRUCK FUEL CODE.....	44
v152	VIN TRUCK WEIGHT CODE.....	44
v153	VIN TRUCK SERIES.....	44
v155	LENGTH OF VIN.....	45
v156	NUMBER UNINJURED IN VEH.....	45
v157	NUMBER C-INJURED IN VEH.....	45
v158	NUMBER B-INJURED IN VEH.....	46
v159	NUMBER A-INJURED IN VEH.....	46
v160	NUMBER K-INJURED IN VEH.....	46
v161	NUM UNK INJURED IN VEH.....	46
v162	VEH RELATED FACTORS #1.....	47
v163	VEH RELATED FACTORS #2.....	48
v164	UNDERRIDE/OVERRIDE.....	48
v170	MOTOR CARRIER ID.....	48
v171	BUS USE.....	49
v172	GVWR.....	49
v173	EVENT #1.....	50
v174	EVENT #2.....	51
v175	EVENT #3.....	52
v176	EVENT #4.....	54
v177	EVENT #5.....	55
v178	EVENT #6.....	56

TRUCKS INVOLVED IN FATAL ACCIDENTS, 2006  
FARS VEHICLE VARIABLES



TRUCKS INVOLVED IN FATAL ACCIDENTS, 2006  
FARS DRIVER VARIABLES

<u>Variable Number</u>	<u>Variable Name</u>	<u>Page Number</u>
v207	DRIVER PRESENCE .....	59
v208	DRIVER DRINKING.....	59
v209	LICENSE STATE .....	59
v210A	NON_CD_L LICENSE TYPE.....	60
v210B	NON-CDL LICENSE STATUS.....	61
v211	LICENSE CLASS COMPLIANCE.....	61
v212	CDL LICENSE STATUS.....	61
v213	LICENSE ENDORSEMENTS.....	62
v214	LICENSE RESTRICTIONS MET.....	62
v216	NUMBER OF PREV ACCIDENTS .....	62
v217	NUMBER PREV SUSPENSIONS .....	63
v218	NUMBER OF PREV DWI CONV.....	63
v219	NUM PREV SPEEDING CONV.....	64
v220	NUM PREV OTHER MV CONV .....	64
v221	LAST ACCIDENT - MONTH.....	64
v222	LAST ACCIDENT - YEAR.....	65
v223	FIRST ACCIDENT - MONTH.....	65
v224	FIRST ACCIDENT - YEAR .....	66
v227	DRIVER RELATED FACTORS #1 .....	66
v228	DRIVER RELATED FACTORS #2 .....	69
v229	DRIVER RELATED FACTORS #3 .....	70
v230	DRIVER RELATED FACTORS #4 .....	72
v231	VIOLATIONS CHARGED #1 .....	73
v232	VIOLATIONS CHARGED #2 .....	75
v233	VIOLATIONS CHARGED #3 .....	77
v235	DRIVER HEIGHT (INCHES).....	78
v236	DRIVER WEIGHT .....	78

TRUCKS INVOLVED IN FATAL ACCIDENTS, 2006  
FARS DRIVER VARIABLES

TRUCKS INVOLVED IN FATAL ACCIDENTS, 2006  
FARS OCCUPANT VARIABLES

<u>Variable Number</u>	<u>Variable Name</u>	<u>Page Number</u>
v306	OCCUPANT NUMBER .....	79
v308	OCCUPANT AGE .....	79
v309	OCCUPANT SEX .....	80
v310	OCCUPANT TYPE .....	81
v311	OCC SEATING POSITION.....	81
v312	RESTRAINT SYSTEM USE .....	81
v313	AIR BAG AVAIL/FUNCTION .....	81
v314	OCCUPANT EJECTION.....	82
v315	EJECTION PATH .....	82
v316	OCCUPANT EXTRICATION .....	83
v321	DRUG INVOLVEMENT .....	83
v322	DRUG DETERMINATION .....	83
v323	DRUG TEST TYPE #1.....	83
v324	DRUG TEST RESULTS #1 .....	84
v325	DRUG TEST TYPE #2.....	85
v326	DRUG TEST RESULTS #2 .....	85
v327	DRUG TEST TYPE #3.....	86
v328	DRUG TEST RESULTS #3 .....	86
v329	OCCUPANT INJURY SEVERITY.....	87
v330	OCC TAKEN TO HOSPITAL.....	87
v331	OCC DEATH DATE – MONTH.....	88
v332	OCC DEATH DATE – DAY.....	88
v333	OCC DEATH DATE – YEAR .....	88
v334	OCC DEATH TIME - HOURS.....	88
v335	OCC DEATH TIME - MINUTES.....	89
v336	LAG TIME ACC/DEATH - HRS .....	89
v342	OCC FATAL INJURY AT WORK.....	90
v345	OCC ALCOHOL INVOLVEMENT.....	90
v346	OCC METH ALC DETERMINAT .....	90
v347	ALCOHOL TEST TYPE .....	90
v348	OCC ALCOHOL TEST RESULT .....	91
v361	RACE .....	91
v362	HISPANIC ORIGIN .....	92
v363	OCC DEAD ON ARRIVAL.....	92

TRUCKS INVOLVED IN FATAL ACCIDENTS, 2006  
FARS OCCUPANT VARIABLES

TRUCKS INVOLVED IN FATAL ACCIDENTS, 2006  
SURVEY VARIABLES

<u>Variable Number</u>	<u>Variable Name</u>	<u>Page Number</u>
v1001	POWER UNIT MAKE.....	93
v1002	POWER UNIT YEAR.....	93
v1003	CAB STYLE.....	94
v1006	TRUCK MODEL.....	95
v1007	POWER UNIT TYPE.....	95
v1008	STRT TRUCK BODY STYLE.....	95
v1009	STRT TRUCK OTHER BODY.....	96
v1010	POWER UNIT NO. OF AXLES.....	96
v1015	POWER UNIT CARGO.....	96
v1017	1ST TRAILER TYPE.....	97
v1018	1ST TRAILER NO. OF AXLES.....	97
v1023	1ST TRAILER BODY.....	98
v1024	1ST TRAILER OTHER BODY.....	98
v1025	1ST TRAILER CARGO.....	98
v1027	2ND TRAILER TYPE.....	99
v1028	2ND TRAILER NO. OF AXLES.....	99
v1033	2ND TRAILER BODY.....	100
v1034	2ND TRAILER OTHER BODY.....	100
v1035	2ND TRAILER CARGO.....	100
v1037	3RD TRAILER TYPE.....	101
v1038	3RD TRAILER NO. OF AXLES.....	101
v1043	3RD TRAILER BODY.....	101
v1044	3RD TRAILER OTHER BODY.....	102
v1045	3RD TRAILER CARGO.....	102
v1047	VEHICLE CONFIGURATION.....	102
v1048	VEHICLE COMBINATION CODE.....	102
v1049	NO. OF TRAILERS.....	104
v1050	GROSS VEHICLE WEIGHT RATING.....	104
v1050C	GROSS COMBINATION WEIGHT RATING.....	105
v1055	SPECIFIC CARGO.....	105
v1056	CARGO SPILLAGE.....	105
v1057	AREA OF OPERATION.....	105
v1058	OPERATING AUTHORITY.....	106
v1059	ACCIDENT TYPE.....	106
v1061	TRIP TYPE.....	106
v1062	HOURS DRIVING.....	106
v1063	INTERVIEW CONDUCTED.....	107
v1064	POLICE REPORT.....	107
v1065	FAX/MAIL.....	107
v1066	1ST QUESTION DERIVED.....	108
v1067	2ND QUESTION DERIVED.....	108
v1068	3RD QUESTION DERIVED.....	108
v1069	4TH QUESTION DERIVED.....	108
v1070	5TH QUESTION DERIVED.....	108
v1071	6TH QUESTION DERIVED.....	109
v1072	7TH QUESTION DERIVED.....	109
v1073	8TH QUESTION DERIVED.....	109
v1074	9TH QUESTION DERIVED.....	109
v1075	10TH QUESTION DERIVED.....	109
v1091	HAZARDOUS MATERIALS PLACARD.....	109
v1092	HAZARDOUS MATERIALS CLASS.....	110
v1093	HAZARDOUS PLACARD 4-DIGIT NUMBER.....	110

TRUCKS INVOLVED IN FATAL ACCIDENTS, 2006  
SURVEY VARIABLES

<u>Variable Number</u>	<u>Variable Name</u>	<u>Page Number</u>
v1101	HEADWAY DETECTION/FORWARD CRASH WARNING.....	110
v1102	SIDE/OBJECT DETECTION .....	110
v1103	LANE DEPARTURE WARNING.....	111
v1104	ROLLOVER WARNING.....	111
v1105	ELECTRONIC STABILITY CONTROL.....	111
v1106	POWER UNIT TRACKING .....	111
v1107	TRAILER TRACKING .....	112
v1108	SPEED LIMITER .....	112
v1111	DRIVER COMPENSATION .....	112
v1112	DRIVER COMPENSATION OTHER .....	112

TRUCKS INVOLVED IN FATAL ACCIDENTS, 2006  
SURVEY VARIABLES -- VEHICLES NOT IN-TRANSPORT

<u>Variable Number</u>	<u>Variable Name</u>	<u>Page Number</u>
v1007	POWER UNIT TYPE .....	115
v1017	1ST TRAILER TYPE.....	115
v1027	2ND TRAILER TYPE .....	115
v1037	3RD TRAILER TYPE .....	115
v1047	VEHICLE CONFIGURATION .....	116
v1048	VEHICLE COMBINATION CODE .....	116

TRUCKS INVOLVED IN FATAL ACCIDENTS, 2006  
SURVEY VARIABLES – VEHICLES NOT IN-TRANSPORT



### The ACCIDENT Variables

Variables 1 through 61 are the FARS variables that describe the accident

Variable	Name	Format	Type	Length
v1	CASE STATE	FSTATES	Numeric	3

---

<u>N</u>	<u>Prcnt</u>	<u>Code</u>	<u>Label</u>
136	2.6	1	Alabama
7	0.1	2	Alaska
144	2.7	4	Arizona
111	2.1	5	Arkansas
403	7.7	6	California
83	1.6	8	Colorado
29	0.6	9	Connecticut
20	0.4	10	Delaware
2	0.0	11	District of Columbia
368	7.0	12	Florida
251	4.8	13	Georgia
8	0.2	15	Hawaii
27	0.5	16	Idaho
169	3.2	17	Illinois
146	2.8	18	Indiana
80	1.5	19	Iowa
70	1.3	20	Kansas
121	2.3	21	Kentucky
114	2.2	22	Louisiana
22	0.4	23	Maine
69	1.3	24	Maryland
36	0.7	25	Massachusetts
123	2.3	26	Michigan
63	1.2	27	Minnesota
91	1.7	28	Mississippi
145	2.8	29	Missouri
27	0.5	30	Montana
29	0.6	31	Nebraska
50	1.0	32	Nevada
7	0.1	33	New Hampshire
83	1.6	34	New Jersey
74	1.4	35	New Mexico
173	3.3	36	New York
159	3.0	37	North Carolina
17	0.3	38	North Dakota
162	3.1	39	Ohio
156	3.0	40	Oklahoma
58	1.1	41	Oregon
198	3.8	42	Pennsylvania

TRUCKS INVOLVED IN FATAL ACCIDENTS, 2006  
FARS ACCIDENT VARIABLES

<u>N</u>	<u>Prcnt</u>	<u>Code</u>	<u>Label</u>
8	0.2	44	Rhode Island
104	2.0	45	South Carolina
21	0.4	46	South Dakota
148	2.8	47	Tennessee
512	9.8	48	Texas
37	0.7	49	Utah
12	0.2	50	Vermont
117	2.2	51	Virginia
78	1.5	53	Washington
48	0.9	54	West Virginia
79	1.5	55	Wisconsin
55	1.0	56	Wyoming

Variable	Name	Format	Type	Length
v2	CASE NUMBER		Numeric	8

---

CASE NUMBER ASSIGNED WITHIN STATES

<u>N</u>	<u>Prcnt</u>	<u>Code</u>	<u>Label</u>
2	0.0	1	
		-	Case Number
3	0.1	3828	

Variable	Name	Format	Type	Length
v7	CITY		Numeric	4

---

CITY – GSA GEOGRAPHIC LOCATION CODE

<u>N</u>	<u>Prcnt</u>	<u>Code</u>	<u>Label</u>
3,266	62.2	0	Not applicable
1	0.0	1	
		-	GSA code
24	0.5	9997	Other
2	0.0	9999	Unknown

Variable	Name	Format	Type	Length
v8	COUNTY		Numeric	3

COUNTY – GSA GEOGRAPHIC LOCATION CODE

<u>N</u>	<u>Prcnt</u>	<u>Code</u>	<u>Label</u>
92	1.8	1	
		-	GSA Code
1	0.0	810	

Variable	Name	Format	Type	Length
v9	ACCIDENT DATE - MONTH		Numeric	3

<u>N</u>	<u>Prcnt</u>	<u>Code</u>	<u>Label</u>
389	7.4	1	January
393	7.5	2	February
413	7.9	3	March
414	7.9	4	April
467	8.9	5	May
497	9.5	6	June
418	8.0	7	July
494	9.4	8	August
435	8.3	9	September
522	9.9	10	October
416	7.9	11	November
392	7.5	12	December

Variable	Name	Format	Type	Length
v10	ACCIDENT DATE - DAY		Numeric	3

<u>N</u>	<u>Prcnt</u>	<u>Code</u>	<u>Label</u>
147	2.8	1	
		-	Day of Month
87	1.7	31	

Variable	Name	Format	Type	Length
v11	ACCIDENT DATE - YEAR		Numeric	4

<u>N</u>	<u>Prcnt</u>	<u>Code</u>	<u>Label</u>
5,250	100.0	2006	2006

TRUCKS INVOLVED IN FATAL ACCIDENTS, 2006  
FARS ACCIDENT VARIABLES

Variable	Name	Format	Type	Length
v12	ACCIDENT TIME - HOUR	FACHOUR	Numeric	3

<u>N</u>	<u>Prcnt</u>	<u>Code</u>	<u>Label</u>
114	2.2	0	12:01 am - 12:59 am
138	2.6	1	1:00 am - 1:59 am
159	3.0	2	2:00 am - 2:59 am
136	2.6	3	3:00 am - 3:59 am
133	2.5	4	4:00 am - 4:59 am
196	3.7	5	5:00 am - 5:59 am
303	5.8	6	6:00 am - 6:59 am
266	5.1	7	7:00 am - 7:59 am
277	5.3	8	8:00 am - 8:59 am
265	5.0	9	9:00 am - 9:59 am
293	5.6	10	10:00 am - 10:59 am
306	5.8	11	11:00 am - 11:59 am
263	5.0	12	12:00 pm - 12:59 pm
332	6.3	13	1:00 pm - 1:59 pm
365	7.0	14	2:00 pm - 2:59 pm
325	6.2	15	3:00 pm - 3:59 pm
283	5.4	16	4:00 pm - 4:59 pm
213	4.1	17	5:00 pm - 5:59 pm
194	3.7	18	6:00 pm - 6:59 pm
145	2.8	19	7:00 pm - 7:59 pm
126	2.4	20	8:00 pm - 8:59 pm
133	2.5	21	9:00 pm - 9:59 pm
136	2.6	22	10:00 pm - 10:59 pm
138	2.6	23	11:00 pm - 11:59 pm
2	0.0	24	12:00 midnight
9	0.2	99	Unknown

Variable	Name	Format	Type	Length
v13	ACCIDENT TIME - MINUTE		Numeric	3

<u>N</u>	<u>Prcnt</u>	<u>Code</u>	<u>Label</u>
301	5.7	0	
		-	Minute
55	1.0	59	
17	0.3	99	Unknown

Variable	Name	Format	Type	Length
v14	NUMBER OF VEHICLE FORMS - MVIT	FVEHFORM	Numeric	8

NUMBER OF MOTOR VEHICLES IN-TRANSPORT INVOLVED IN ACCIDENT

<u>N</u>	<u>Prcnt</u>	<u>Code</u>	<u>Label</u>
945	18.0	1	1 vehicle
3,215	61.2	2	2 vehicles
687	13.1	3	3 vehicles
207	3.9	4	4 vehicles
66	1.3	5	5 vehicles
57	1.1	6	6 vehicles
28	0.5	7	7 vehicles
21	0.4	8	8 vehicles
7	0.1	9	9 vehicles
1	0.0	10	10 vehicles
4	0.1	11	11 vehicles
2	0.0	13	13 vehicles
10	0.2	22	22 vehicles

Variable	Name	Format	Type	Length
v14B	VEHICLE FORMS SUBMITTED - ALL	FVEHFORM	Numeric	3

NUMBER OF MOTOR VEHICLES INVOLVED IN ACCIDENT INCLUDING NOT-IN-TRANSPORT VEHS

<u>N</u>	<u>Prcnt</u>	<u>Code</u>	<u>Label</u>
888	16.9	1	1 vehicle
3,210	61.1	2	2 vehicles
721	13.7	3	3 vehicles
217	4.1	4	4 vehicles
79	1.5	5	5 vehicles
56	1.1	6	6 vehicles
29	0.6	7	7 vehicles
24	0.5	8	8 vehicles
8	0.2	9	9 vehicles
2	0.0	10	10 vehicles
4	0.1	11	11 vehicles
2	0.0	13	13 vehicles
10	0.2	22	22 vehicles

TRUCKS INVOLVED IN FATAL ACCIDENTS, 2006  
FARS ACCIDENT VARIABLES

Variable	Name	Format	Type	Length
v15	NUMBER OF PERSON FORMS	FNUMPERS	Numeric	3

NUMBER OF PERSONS INVOLVED IN ACCIDENT

Does not include uninjured bus or railway train occupants

<u>N</u>	<u>Prcnt</u>	<u>Code</u>	<u>Label</u>
442	8.4	1	1 person
2,237	42.6	2	2 persons
1,123	21.4	3	3 persons
599	11.4	4	4 persons
330	6.3	5	5 persons
197	3.8	6	6 persons
99	1.9	7	7 persons
82	1.6	8	8 persons
31	0.6	9	9 persons
21	0.4	10	10 persons
17	0.3	11	11 persons
13	0.2	12	12 persons
14	0.3	13	13 persons
13	0.2	14	14 persons
5	0.1	15	15 persons
2	0.0	16	16 persons
5	0.1	17	17 persons
6	0.1	18	18 persons
2	0.0	20	20 persons
2	0.0	21	21 persons
10	0.2	45	45 persons

Variable	Name	Format	Type	Length
v16	LAND USE	V16_F	Numeric	3

LAND USE – FHWA CLASSIFICATION

Recode of Roadway Function Class (v18)

<u>N</u>	<u>Prcnt</u>	<u>Code</u>	<u>Label</u>
1,911	36.4	1	Urban area
3,303	62.9	2	Rural area
36	0.7	9	Unknown

TRUCKS INVOLVED IN FATAL ACCIDENTS, 2006  
 FARS ACCIDENT VARIABLES

Variable	Name	Format	Type	Length
v17	NATIONAL HIGHWAY SYSTEM	FNHS94F	Numeric	3

National Highway System (NHS) includes the entire Interstate System, and consists of principal arterial system routes and some Strategic Highway Network connectors functionally classified below principal arterial.

<u>N</u>	<u>Prcnt</u>	<u>Code</u>	<u>Label</u>
2,493	47.5	0	This section is not on the NHS
2,724	51.9	1	This section is on the NHS
33	0.6	9	Unknown if this section is on the NHS

Variable	Name	Format	Type	Length
v18	ROADWAY FUNCTION CLASS	FRFC87F	Numeric	3

<u>N</u>	<u>Prcnt</u>	<u>Code</u>	<u>Label</u>
Rural			
765	14.6	1	Principal arterial-interstate
1,030	19.6	2	Principal arterial-other
659	12.6	3	Minor arterial
546	10.4	4	Major collector
105	2.0	5	Minor collector
188	3.6	6	Local road or street
10	0.2	9	Unknown rural
Urban			
603	11.5	11	Principal arterial-interstate
183	3.5	12	Principal arterial-other freeways
529	10.1	13	Other principal arterial
300	5.7	14	Minor arterial
100	1.9	15	Collector
194	3.7	16	Local road or street
2	0.0	19	Unknown urban
36	0.7	99	Unknown

Variable	Name	Format	Type	Length
v19	ROUTE SIGNING	FRTSIGN	Numeric	3

<u>N</u>	<u>Prcnt</u>	<u>Code</u>	<u>Label</u>
1,350	25.7	1	Interstate
1,205	23.0	2	U.S. highway
1,586	30.2	3	State highway
490	9.3	4	County road

TRUCKS INVOLVED IN FATAL ACCIDENTS, 2006  
FARS ACCIDENT VARIABLES

<u>N</u>	<u>Prcnt</u>	<u>Code</u>	<u>Label</u>
			Local Street
74	1.4	5	Township
374	7.1	6	Municipality
26	0.5	7	Frontage road
108	2.1	8	Other
37	0.7	9	Unknown

Variable	Name	Format	Type	Length
v20	TRAFFICWAY IDENTIFIER #1		Char	20

<u>N</u>	<u>Prcnt</u>	<u>Code</u>	<u>Label</u>
1	0.0	1011	
		-	Roadway identifier
1	0.0	US-SR18	

Variable	Name	Format	Type	Length
v20_2	TRAFFICWAY IDENTIFIER #2		Char	20

<u>N</u>	<u>Prcnt</u>	<u>Code</u>	<u>Label</u>
1	0.0	*27*	
		-	Roadway identifier
1	0.0	US-40	

Variable	Name	Format	Type	Length
v21	MILEPOINT		Numeric	4

<u>N</u>	<u>Prcnt</u>	<u>Code</u>	<u>Label</u>
882	16.8	0	None
32	0.6	1	
		-	Actual to nearest .1 mile
1	0.0	50628	
669	12.7	99999	Unknown

Variable	Name	Format	Type	Length
v22	SPECIAL JURISDICTION	FSPECJUR	Numeric	3

<u>N</u>	<u>Prcnt</u>	<u>Code</u>	<u>Label</u>
5,209	99.2	0	No special jurisdiction
2	0.0	1	National Park Service
2	0.0	2	Military



<u>N</u>	<u>Prcnt</u>	<u>Code</u>	<u>Label</u>
30	0.6	3	Indian reservation
0	0.0	4	College/University campus
3	0.1	5	Other Federal properties
1	0.0	8	Other
3	0.1	9	Unknown

Variable	Name	Format	Type	Length
v23	FIRST HARMFUL EVENT	FFHE82F	Numeric	3

1ST EVENT CAUSING INJURY/PROPERTY DAMAGE

<u>N</u>	<u>Prcnt</u>	<u>Code</u>	<u>Label</u>
253	4.8	1	Overturn/rollover
0	0.0	2	Fire/explosion
1	0.0	3	Immersion
0	0.0	4	Gas inhalation
17	0.3	5	Fell/jumped from vehicle
0	0.0	6	Injured in vehicle (other than cargo/equipment loss/shift)
4	0.1	7	Other noncollision
304	5.8	8	Pedestrian
81	1.5	9	Pedalcycle
29	0.6	10	Railway train
18	0.3	11	Animal
3,871	73.7	12	Motor vehicle in-transport on same roadway
143	2.7	13	Motor vehicle in-transport on different roadway
44	0.8	14	Parked motor vehicle (not in-transport)
4	0.1	15	Nonmotorist on personal conveyance
1	0.0	16	Thrown/falling object (other than cargo/equipment loss/shift)
0	0.0	17	Boulder
10	0.2	18	Other object (not fixed)
2	0.0	19	Building
8	0.2	20	Impact attenuator/crash cushion
9	0.2	21	Bridge pier or abutment
0	0.0	22	Bridge parapet end
7	0.1	23	Bridge rail
103	2.0	24	Guardrail face
39	0.7	25	Concrete traffic barrier
6	0.1	26	Other traffic barrier
15	0.3	27	Highway/traffic sign post/sign
2	0.0	28	Overhead sign support/sign
4	0.1	29	Luminaire/light support
11	0.2	30	Utility pole
10	0.2	31	Other post, other pole or other supports
16	0.3	32	Culvert
16	0.3	33	Curb

TRUCKS INVOLVED IN FATAL ACCIDENTS, 2006  
FARS ACCIDENT VARIABLES

<u>N</u>	<u>Prcnt</u>	<u>Code</u>	<u>Label</u>
34	0.6	34	Ditch
20	0.4	35	Embankment - earth
5	0.1	36	Embankment - rock, stone or concrete
9	0.2	37	Embankment - material type unknown
19	0.4	38	Fence
8	0.2	39	Wall
0	0.0	40	Fire hydrant
0	0.0	41	Shrubbery
50	1.0	42	Tree (standing tree only)
6	0.1	43	Other fixed object
1	0.0	44	Pavement surface irregularity (pothole, etc.)
9	0.2	45	Working motor veh (construction, maintenance, utility)
0	0.0	46	Traffic signal support/signal
0	0.0	47	Vehicle occupant struck or run over by own vehicle
1	0.0	48	Snow bank
2	0.0	49	Ridden animal or animal-drawn conveyance
7	0.1	50	Bridge overhead structure
14	0.3	51	Jackknife (causing injury or damage)
7	0.1	52	Guardrail end
4	0.1	53	Mail box
20	0.4	54	Motor vehicle in-transport strikes or is struck by objects set-in-motion by another vehicle in-transport
1	0.0	55	Other not-in-transport motor vehicle
5	0.1	60	Cargo/equipment loss or shift (causing injury or damage)
0	0.0	99	Unknown

The following list shows the code values given above grouped by collision type.

**Noncollision Event**

- 01=Overturn/rollover
- 02=Fire/explosion
- 03=Immersion
- 04=Gas inhalation
- 05=Fell/jumped from vehicle
- 06=Injured in vehicle (other than cargo/equipment loss or shift)
- 07=Other noncollision
- 16=Thrown or falling object (other than cargo/equipment loss or shift)
- 44=Pavement surface irregularity (pothole, grooved, grates)
- 47=Vehicle occupant struck or run over by own vehicle
- 51=Jackknife (causing injury or damage)
- 60=Cargo/equipment loss or shift (causing injury or damage)

**Collision With Motor Vehicle**

*Collision Involving Motor Vehicles In-Transport*

- 12=Motor vehicle in-transport on same roadway
- 13=Motor vehicle in-transport on different roadway
- 54=Motor vehicle in-transport strikes or is struck by cargo, persons, or objects set-in-motion from/by another motor vehicle in-transport

*Collision Involving Motor Vehicles Not In-Transport*

- 14=Parked motor vehicle (not in-transport)
- 45=Working motor vehicle (construction, maintenance or utility vehicle only)
- 55=Other not in-transport motor vehicle

Collision With Object Not Fixed

- 08=Pedestrian
- 09=Pedalcycle
- 10=Railway train
- 11=Live animal
- 15=Nonmotorist on personal conveyance
- 18=Other object (not fixed)
- 49=Ridden animal or animal-drawn conveyance

Collision With Fixed Object

- 17=Boulder
- 19=Building
- 20=Impact attenuator/crash cushion
- 21=Bridge pier or abutment
- 22=Bridge parapet end
- 23=Bridge rail
- 24=Guardrail face
- 25=Concrete traffic barrier
- 26=Other traffic barrier
- 27=Highway/traffic sign post/sign
- 28=Overhead sign support/sign
- 29=Luminaire/light support
- 30=Utility pole
- 31=Other post, other pole or other supports
- 32=Culvert
- 33=Curb
- 34=Ditch
- 35=Embankment – earth
- 36=Embankment – rock, stone or concrete
- 37=Embankment – material type unknown
- 38=Fence
- 39=Wall
- 40=Fire hydrant
- 41=Shrubbery
- 42=Tree (standing tree only)
- 43=Other fixed object
- 46=Traffic signal support/signal
- 48=Collision with snow bank
- 50=Bridge overhead structure
- 52=Guardrail end
- 53=Mail box

TRUCKS INVOLVED IN FATAL ACCIDENTS, 2006  
FARS ACCIDENT VARIABLES

Variable	Name	Format	Type	Length
v24	MANNER OF COLLISION	FCOLL02F	Numeric	3

<u>N</u>	<u>Prcnt</u>	<u>Code</u>	<u>Label</u>
1,162	22.1	0	Not a collision with a motor-vehicle
1,092	20.8	1	Front-to-rear (includes rear-end)
798	15.2	2	Front-to-front (includes head-on)
160	3.0	3	Angle - front-to-side, same direction
538	10.2	4	Angle - front-to-side, opposite direction
1,039	19.8	5	Angle - front-to-side, right angle (including broadside)
50	1.0	6	Angle - front-to-side /angle – direction not specified
155	3.0	7	Sideswipe - same direction
177	3.4	8	Sideswipe - opposite direction
25	0.5	9	Rear-to-side
0	0.0	10	Rear-to-rear
40	0.8	11	Other (end-swipes and others)
14	0.3	99	Unknown

Variable	Name	Format	Type	Length
v25	RELATION TO JUNCTION	FJUNCT	Numeric	3

<u>N</u>	<u>Prcnt</u>	<u>Code</u>	<u>Label</u>
Noninterchange			
3,472	66.1	1	Non-junction
1,161	22.1	2	Intersection
179	3.4	3	Intersection related
76	1.4	4	Driveway, alley access, etc.
28	0.5	5	Entrance/exit ramp related
29	0.6	6	Rail grade crossing
12	0.2	7	Crossover-related
106	2.0	8	Driveway access related
3	0.1	9	Unknown, non-interchange
Interchange Area			
25	0.5	10	Intersection
18	0.3	11	Intersection related
8	0.2	12	Driveway access
47	0.9	13	Entrance/exit ramp related
2	0.0	14	Crossover-related
82	1.6	15	Other location in interchange
1	0.0	19	Unknown, interchange area
1	0.0	99	Unknown

Variable	Name	Format	Type	Length
v26	RELATION TO ROADWAY	FRDWY98F	Numeric	3

<u>N</u>	<u>Prcnt</u>	<u>Code</u>	<u>Label</u>
4,533	86.3	1	On roadway
193	3.7	2	Shoulder
88	1.7	3	Median
329	6.3	4	Roadside
34	0.6	5	Outside trafficway/outside right-of-way
54	1.0	6	Off roadway - location unknown
0	0.0	7	In parking lane
12	0.2	8	Gore
5	0.1	10	Separator
0	0.0	11	Two-way continuous left-turn lane
2	0.0	99	Unknown

Variable	Name	Format	Type	Length
v27	TRAFFICWAY FLOW	FFLOW03F	Numeric	3

A trafficway may include several roadways if it is a physically divided highway. Trafficways are not physically divided unless the divider is a median, barrier or other constructed device. Pavement markings do not qualify.

<u>N</u>	<u>Prcnt</u>	<u>Code</u>	<u>Label</u>
2,753	52.4	1	Not physically divided (two way trafficway)
1,482	28.2	2	Divided highway, median strip (no traffic barrier)
790	15.0	3	Divided highway, median strip (with traffic barrier)
28	0.5	4	One way trafficway
107	2.0	5	Not physically divided (with 2-way continuous left turn lane)
68	1.3	6	Entrance/exit ramp
22	0.4	9	Unknown

Variable	Name	Format	Type	Length
v28	NUMBER OF TRAVEL LANES	FLANES	Numeric	3

A roadway is one part of a divided trafficway or, if undivided, the same as the trafficway. It refers to the roadway on which the vehicle precipitating the accident was traveling. Only lanes open for travel are counted. Turn lanes are therefore excluded.

<u>N</u>	<u>Prcnt</u>	<u>Code</u>	<u>Label</u>
62	1.2	1	1 lane
3,748	71.4	2	2 lanes
497	9.5	3	3 lanes
717	13.7	4	4 lanes
85	1.6	5	5 lanes

TRUCKS INVOLVED IN FATAL ACCIDENTS, 2006  
FARS ACCIDENT VARIABLES

<u>N</u>	<u>Prcnt</u>	<u>Code</u>	<u>Label</u>
79	1.5	6	6 lanes
24	0.5	7	7 or more lanes
38	0.7	9	Unknown

Variable	Name	Format	Type	Length
v29	SPEED LIMIT	FSPLMT	Numeric	3

---

<u>N</u>	<u>Prcnt</u>	<u>Code</u>	<u>Label</u>
3	0.1	0	No statutory limit
2	0.0	5	5 mph
1	0.0	10	10 mph
10	0.2	15	15 mph
9	0.2	20	20 mph
99	1.9	25	25 mph
99	1.9	30	30 mph
281	5.4	35	35 mph
199	3.8	40	40 mph
554	10.6	45	45 mph
244	4.6	50	50 mph
1,737	33.1	55	55 mph
268	5.1	60	60 mph
957	18.2	65	65 mph
556	10.6	70	70 mph
145	2.8	75	75 mph
1	0.0	80	80 mph
85	1.6	99	Unknown

Variable	Name	Format	Type	Length
v30	ROADWAY ALIGNMENT	FALIG	Numeric	3

---

<u>N</u>	<u>Prcnt</u>	<u>Code</u>	<u>Label</u>
4,299	81.9	1	Straight
937	17.8	2	Curve
14	0.3	9	Unknown

Variable	Name	Format	Type	Length
v31	ROADWAY PROFILE	FGRAD82F	Numeric	3

---

<u>N</u>	<u>Prcnt</u>	<u>Code</u>	<u>Label</u>
3,783	72.1	1	Level
1,282	24.4	2	Grade
98	1.9	3	Hillcrest

<u>N</u>	<u>Prcnt</u>	<u>Code</u>	<u>Label</u>
15	0.3	4	Sag
72	1.4	9	Unknown

Variable	Name	Format	Type	Length
v32	ROADWAY SURFACE TYPE	FPAVE	Numeric	3

<u>N</u>	<u>Prcnt</u>	<u>Code</u>	<u>Label</u>
657	12.5	1	Concrete
4,488	85.5	2	Blacktop, bituminous, or asphalt
1	0.0	3	Brick or block
34	0.6	4	Slag, gravel or stone
10	0.2	5	Dirt
4	0.1	8	Other
56	1.1	9	Unknown

Variable	Name	Format	Type	Length
v33	ROADWY SURFACE CONDITION	FSURFCON	Numeric	3

ROADWAY SURFACE CONDITION

<u>N</u>	<u>Prcnt</u>	<u>Code</u>	<u>Label</u>
4,423	84.2	1	Dry
660	12.6	2	Wet
53	1.0	3	Snow or slush
96	1.8	4	Ice
2	0.0	5	Sand, dirt, oil
2	0.0	8	Other
14	0.3	9	Unknown

Variable	Name	Format	Type	Length
v34	TRAFFIC CONTROL DEVICE	FTRCN82F	Numeric	3

<u>N</u>	<u>Prcnt</u>	<u>Code</u>	<u>Label</u>
3,825	72.9	0	No controls

\*\*\* Not At Railroad Grade Crossing \*\*\*

Highway traffic signals			
33	0.6	1	Traffic control signal (on colors) without pedestrian signal
50	1.0	2	Traffic control (on colors) with pedestrian signal
329	6.3	3	Traffic control signal (on colors) not known if pedestrian signal
20	0.4	4	Flashing traffic control signal
4	0.1	5	Flashing beacon

TRUCKS INVOLVED IN FATAL ACCIDENTS, 2006  
FARS ACCIDENT VARIABLES

<u>N</u>	<u>Prcnt</u>	<u>Code</u>	<u>Label</u>
2	0.0	6	Flashing highway traffic signal, type unknown
12	0.2	7	Lane use control signal
3	0.1	8	Other highway traffic signal
1	0.0	9	Unknown highway traffic signal
Regulatory signs			
643	12.2	20	Stop sign
33	0.6	21	Yield sign
121	2.3	28	Other regulatory sign
1	0.0	29	Unknown type regulatory sign
School zone signs			
3	0.1	30	School speed limit sign
0	0.0	31	School advance or crossing sign
0	0.0	38	Other school related sign
2	0.0	39	Unknown type school zone sign
Warning signs			
94	1.8	40	Warning sign
8	0.2	41	Electronic warning sign
Miscellaneous not at railroad crossing			
17	0.3	50	Officer, crossing guard, flagman, etc.
*** At Railroad Grade Crossing ***			
Active devices			
2	0.0	60	Gates
5	0.1	61	Flashing lights
1	0.0	62	Traffic control signal
1	0.0	63	Wigwags
0	0.0	64	Bells
2	0.0	68	Other train activated device
1	0.0	69	Active device, type unknown
Passive devices			
10	0.2	70	Cross-bucks
2	0.0	72	Other railroad crossing sign
0	0.0	73	Special warning device - watchman, flagged by crew
0	0.0	78	Other passive device
0	0.0	79	Passive device, type unknown
Miscellaneous devices at railroad crossing			
3	0.1	80	Grade crossing controlled, type unknown



N Prcnt Code Label

\*\*\* Whether or not at railroad grade crossing \*\*\*

6 0.1 98 Other  
 16 0.3 99 Unknown

Variable	Name	Format	Type	Length
v35	TRAFFIC CONT FUNCTIONING	FTCFUNC	Numeric	3

TRAFFIC CONTROL FUNCTIONING

N Prcnt Code Label  
 3,825 72.9 0 No controls  
 5 0.1 1 Device not functioning  
 3 0.1 2 Device functioning - functioning improperly  
 1,400 26.7 3 Device functioning properly  
 17 0.3 9 Unknown

Variable	Name	Format	Type	Length
v36	HIT AND RUN	FHIT05F	Numeric	3

N Prcnt Code Label  
 5,182 98.7 0 No hit and run  
 40 0.8 1 Driver left scene after collision with vehicle in-transport  
 25 0.5 2 Driver left scene after collision with person not in a vehicle  
 1 0.0 3 Driver left scene after collision with parked/stopped/off roadway/in motion outside trafficway vehicle  
 1 0.0 4 Driver left scene after non-collision accident  
 1 0.0 5 Hit/run - other involved person left scene

Variable	Name	Format	Type	Length
v37	LIGHT CONDITION	FLIGHT	Numeric	3

N Prcnt Code Label  
 3,366 64.1 1 Daylight  
 1,228 23.4 2 Dark  
 433 8.2 3 Dark but lighted  
 147 2.8 4 Dawn  
 68 1.3 5 Dusk  
 8 0.2 9 Unknown

TRUCKS INVOLVED IN FATAL ACCIDENTS, 2006  
FARS ACCIDENT VARIABLES

Variable	Name	Format	Type	Length
v38	ATMOSPHERIC CONDITIONS	FATM82F	Numeric	3

<u>N</u>	<u>Prcnt</u>	<u>Code</u>	<u>Label</u>
4,573	87.1	1	No adverse atmospheric condition
428	8.2	2	Rain (mist)
14	0.3	3	Sleet (hail)
95	1.8	4	Snow
90	1.7	5	Fog
8	0.2	6	Rain and fog
0	0.0	7	Sleet and fog
35	0.7	8	Other (smog, smoke, blowing sand, or dust)
7	0.1	9	Unknown

Variable	Name	Format	Type	Length
v39	CONSTRUCTION/MAINT ZONE	FCMZ82F	Numeric	3

CONSTRUCTION OR MAINTENANCE ZONE

Identifies accidents that occurred in a construction or maintenance zone. Use of this code does not imply that the accident was caused by the construction/maintenance activity or zone.

<u>N</u>	<u>Prcnt</u>	<u>Code</u>	<u>Label</u>
4,966	94.6	0	None
217	4.1	1	Construction
32	0.6	2	Maintenance
5	0.1	3	Utility
30	0.6	4	Work zone, type unknown

Variable	Name	Format	Type	Length
v40	EMS NOTIFIED - HOUR	F_EMS	Numeric	3

<u>N</u>	<u>Prcnt</u>	<u>Code</u>	<u>Label</u>
408	7.8	0	Not notified
73	1.4	1	
		-	Hour
1	0.0	24	
1,731	33.0	99	Unknown

TRUCKS INVOLVED IN FATAL ACCIDENTS, 2006  
 FARS ACCIDENT VARIABLES

Variable	Name	Format	Type	Length
v41	EMS NOTIFIED - MINUTE	F_EMS	Numeric	3

<u>N</u>	<u>Prcnt</u>	<u>Code</u>	<u>Label</u>
417	7.9	0	Not notified or on the hour
42	0.8	1	
		-	Minute
50	1.0	59	
41	0.8	98	Unknown if notified
1,690	32.2	99	Unknown

Variable	Name	Format	Type	Length
v42	EMS ARRIVAL - HOUR	F_EMS	Numeric	3

<u>N</u>	<u>Prcnt</u>	<u>Code</u>	<u>Label</u>
415	7.9	0	Not notified
76	1.4	1	
		-	Hour
2	0.0	24	
1,720	32.8	99	Unknown

Variable	Name	Format	Type	Length
v43	EMS ARRIVAL - MINUTE	F_EMS	Numeric	3

<u>N</u>	<u>Prcnt</u>	<u>Code</u>	<u>Label</u>
410	7.8	0	Not notified or on the hour
55	1.0	1	
		-	Minute
61	1.2	59	
5	0.1	97	Officially cancelled
46	0.9	98	Unknown if arrived
1,832	34.9	99	Unknown

TRUCKS INVOLVED IN FATAL ACCIDENTS, 2006  
FARS ACCIDENT VARIABLES

Variable	Name	Format	Type	Length
v46	SCHOOL BUS RELATED	FYESNO	Numeric	3

Identifies accidents in which a school bus was directly or indirectly involved, such as an accident involving children alighting from a school bus. The school bus does not have to be a traffic unit in the accident.

<u>N</u>	<u>Prcnt</u>	<u>Code</u>	<u>Label</u>
5,242	99.8	0	No
8	0.2	1	Yes

Variable	Name	Format	Type	Length
v48	RAIL GRADE CROSSING ID		Char	7

RAIL GRADE CROSSING ID – FRA CODE

<u>N</u>	<u>Prcnt</u>	<u>Code</u>	<u>Label</u>
5,219	99.4	0000000	Not applicable
1	0.0	004520X	
		-	FRA code
1	0.0	857142K	
9	0.2	9999999	Unknown

Variable	Name	Format	Type	Length
v49	NUMBER FATALITIES IN ACC	FFATALS	Numeric	3

NUMBER OF FATALITIES IN ACCIDENT

<u>N</u>	<u>Prcnt</u>	<u>Code</u>	<u>Label</u>
4,611	87.8	1	1 killed
459	8.7	2	2 killed
105	2.0	3	3 killed
47	0.9	4	4 killed
10	0.2	5	5 killed
16	0.3	6	6 killed
2	0.0	7	7 killed

Variable	Name	Format	Type	Length
v50	DAY OF WEEK	FDAYS	Numeric	3

<u>N</u>	<u>Prcnt</u>	<u>Code</u>	<u>Label</u>
347	6.6	1	Sunday
862	16.4	2	Monday
923	17.6	3	Tuesday

<u>N</u>	<u>Prcnt</u>	<u>Code</u>	<u>Label</u>
879	16.7	4	Wednesday
861	16.4	5	Thursday
926	17.6	6	Friday
452	8.6	7	Saturday

Variable	Name	Format	Type	Length
v51	NUMBER DRINKING DRIVERS	FDRUNKDR	Numeric	3

<u>N</u>	<u>Prcnt</u>	<u>Code</u>	<u>Label</u>
4,341	82.7	0	0 drivers
810	15.4	1	1 driver
89	1.7	2	2 drivers
8	0.2	3	3 drivers
1	0.0	4	4 drivers
1	0.0	8	8 drivers

Variable	Name	Format	Type	Length
v52	ACCIDENT DATE - JULIAN		Numeric	8

The Julian date from March 1, 1990

<u>N</u>	<u>Prcnt</u>	<u>Code</u>	<u>Label</u>
5	0.1	38658	January 1, 2006
		-	
1	0.0	39022	December 31, 2006

Variable	Name	Format	Type	Length
v53	NUMBER UNINJURED IN ACC	FUNINJ	Numeric	8

NUMBER OF UNINJURED IN ACCIDENT

<u>N</u>	<u>Prcnt</u>	<u>Code</u>	<u>Label</u>
1,814	34.6	0	0 uninjured
2,407	45.8	1	1 uninjured
620	11.8	2	2 uninjured
209	4.0	3	3 uninjured
76	1.4	4	4 uninjured
47	0.9	5	5 uninjured
26	0.5	6	6 uninjured
19	0.4	7	7 uninjured
10	0.2	8	8 uninjured
4	0.1	9	9 uninjured
1	0.0	10	10 uninjured

TRUCKS INVOLVED IN FATAL ACCIDENTS, 2006  
FARS ACCIDENT VARIABLES

<u>N</u>	<u>Prcnt</u>	<u>Code</u>	<u>Label</u>
6	0.1	12	12 uninjured
1	0.0	13	13 uninjured
10	0.2	27	27 uninjured

Variable	Name	Format	Type	Length
v54	NUMBER C-INJURED IN ACC	FCINJ	Numeric	8

---

NUMBER OF C-INJURED IN ACCIDENT

<u>N</u>	<u>Prcnt</u>	<u>Code</u>	<u>Label</u>
4,262	81.2	0	0 C-injured
712	13.6	1	1 C-injured
136	2.6	2	2 C-injured
78	1.5	3	3 C-injured
44	0.8	4	4 C-injured
9	0.2	5	5 C-injured
4	0.1	6	6 C-injured
2	0.0	7	7 C-injured
1	0.0	8	8 C-injured
2	0.0	10	10 C-injured

Variable	Name	Format	Type	Length
v55	NUMBER B-INJURED IN ACC	FBINJ	Numeric	8

---

NUMBER OF B-INJURED IN ACCIDENT

<u>N</u>	<u>Prcnt</u>	<u>Code</u>	<u>Label</u>
4,015	76.5	0	0 B-injured
855	16.3	1	1 B-injured
232	4.4	2	2 B-injured
84	1.6	3	3 B-injured
25	0.5	4	4 B-injured
28	0.5	5	5 B-injured
6	0.1	6	6 B-injured
1	0.0	7	7 B-injured
4	0.1	8	8 B-injured

Variable	Name	Format	Type	Length
v56	NUMBER A-INJURED IN ACC	FAINJ	Numeric	8

NUMBER OF A-INJURED IN ACCIDENT

<u>N</u>	<u>Prcnt</u>	<u>Code</u>	<u>Label</u>
4,150	79.0	0	0 A-injured
767	14.6	1	1 A-injured
207	3.9	2	2 A-injured
80	1.5	3	3 A-injured
22	0.4	4	4 A-injured
13	0.2	5	5 A-injured
5	0.1	6	6 A-injured
3	0.1	7	7 A-injured
1	0.0	8	8 A-injured
2	0.0	10	10 A-injured

Variable	Name	Format	Type	Length
v57	NUMBER K-INJURED IN ACC	FKINJ	Numeric	8

NUMBER OF K-INJURED IN ACCIDENT

<u>N</u>	<u>Prcnt</u>	<u>Code</u>	<u>Label</u>
4,611	87.8	1	1 killed
459	8.7	2	2 killed
105	2.0	3	3 killed
47	0.9	4	4 killed
10	0.2	5	5 killed
16	0.3	6	6 killed
2	0.0	7	7 killed

Variable	Name	Format	Type	Length
v58	NUM UNK INJURED IN ACC	FUNKINJ	Numeric	8

NUMBER OF UNKNOWN INJURED IN ACCIDENT

<u>N</u>	<u>Prcnt</u>	<u>Code</u>	<u>Label</u>
5,225	99.5	0	0 unknown injured
21	0.4	1	1 unknown injured
2	0.0	2	2 unknown injured
2	0.0	3	3 unknown injured

TRUCKS INVOLVED IN FATAL ACCIDENTS, 2006  
FARS ACCIDENT VARIABLES

Variable	Name	Format	Type	Length
v59	ACC RELATED FACTORS #1	FARF82F	Numeric	3

## FACTORS AT ACCIDENT LEVEL – RESPONSE #1

<u>N</u>	<u>Prcnt</u>	<u>Code</u>	<u>Label</u>
4,840	92.2	0	None
2	0.0	1	Inadequate warning of exits, lanes narrowing, etc.
1	0.0	2	Shoulder design or condition
43	0.8	3	Other construction-created condition
5	0.1	4	No (or obscured) pavement marking
4	0.1	5	Surface under water
2	0.0	6	Inadequate construction or poor design of roadway, etc.
Special circumstances			
0	0.0	7	Surface washed out (caved in, road slippage)
0	0.0	13	Aggressive driving/road rage by non-contact vehicle driver
182	3.5	14	Motor vehicle struck by falling cargo, or something that came loose from, or something that was set-in-motion by a vehicle
5	0.1	15	Nonoccupant struck by falling cargo or something that came loose from, or something that was set-in-motion by a vehicle
11	0.2	16	Nonoccupant struck vehicle
0	0.0	17	Vehicle set-in-motion by nondriver
0	0.0	18	Date of accident and date of EMS notification not same day
110	2.1	19	Recent previous accident scene nearby
12	0.2	20	Police pursuit involved
6	0.1	21	Within designated school zone
20	0.4	22	Speed limit is a statutory limit - state's "basic rule"
7	0.1	99	Unknown

Variable	Name	Format	Type	Length
v60	ACC RELATED FACTORS #2	FARF82F	Numeric	3

## FACTORS AT ACCIDENT LEVEL – RESPONSE #2

<u>N</u>	<u>Prcnt</u>	<u>Code</u>	<u>Label</u>
5,228	99.6	0	None
1	0.0	1	Inadequate warning of exits, lanes narrowing, etc.
Special circumstances			
4	0.1	14	Motor vehicle struck by falling cargo, or something that came loose from, or something that was set-in-motion by a vehicle
1	0.0	15	Nonoccupant struck by falling cargo or something that came loose from, or something that was set-in-motion by a vehicle
8	0.2	19	Recent previous accident scene nearby



<u>N</u>	<u>Prcnt</u>	<u>Code</u>	<u>Label</u>
1	0.0	20	Police pursuit involved
7	0.1	99	Unknown

Variable	Name	Format	Type	Length
v61	ACC RELATED FACTORS #3	FARF82F	Numeric	3

---

FACTORS AT ACCIDENT LEVEL – RESPONSE #3

<u>N</u>	<u>Prcnt</u>	<u>Code</u>	<u>Label</u>
5,242	99.8	0	None
			Special circumstances
1	0.0	15	Nonoccupant struck by falling cargo or something that came loose from, or something that was set-in-motion by a vehicle
7	0.1	99	Unknown

TRUCKS INVOLVED IN FATAL ACCIDENTS, 2006  
FARS ACCIDENT VARIABLES

### The VEHICLE Variables

Variables 104 through 178 describe the vehicle involved in the accident (i.e., the truck)

Variable	Name	Format	Type	Length
v104	VEHICLE NUMBER	FVEHNUM	Numeric	3

<u>N</u>	<u>Prcnt</u>	<u>Code</u>	<u>Label</u>
2,373	45.2	1	Vehicle #1
2,389	45.5	2	Vehicle #2
351	6.7	3	Vehicle #3
76	1.4	4	Vehicle #4
31	0.6	5	Vehicle #5
13	0.2	6	Vehicle #6
5	0.1	7	Vehicle #7
3	0.1	8	Vehicle #8
2	0.0	9	Vehicle #9
1	0.0	10	Vehicle #10
1	0.0	11	Vehicle #11
1	0.0	12	Vehicle #12
1	0.0	13	Vehicle #13
1	0.0	14	Vehicle #14
1	0.0	16	Vehicle #16
1	0.0	21	Vehicle #21

Variable	Name	Format	Type	Length
v105	UNIT TYPE	FUNIT	Numeric	3

<u>N</u>	<u>Prcnt</u>	<u>Code</u>	<u>Label</u>
5,250	100.0	1	Motor vehicle in-transport
0	0.0	2	Motor vehicle not in-transport within trafficway
0	0.0	3	Motor vehicle not in-transport outside trafficway
0	0.0	4	Working motor vehicle (construction, maintenance, utility)

Variable	Name	Format	Type	Length
v107	NUMBER OF OCCUPANTS	FNUMOCC	Numeric	3

<u>N</u>	<u>Prcnt</u>	<u>Code</u>	<u>Label</u>
38	0.7	0	0 occupants
4,375	83.3	1	1 occupant
672	12.8	2	2 occupants
106	2.0	3	3 occupants
35	0.7	4	4 occupants
13	0.2	5	5 occupants
4	0.1	6	6 occupants

TRUCKS INVOLVED IN FATAL ACCIDENTS, 2006  
FARS VEHICLE VARIABLES

<u>N</u>	<u>Prcnt</u>	<u>Code</u>	<u>Label</u>
2	0.0	7	7 occupants
1	0.0	8	8 occupants
1	0.0	11	11 occupants
3	0.1	99	Unknown

Variable	Name	Format	Type	Length
v108	VEHICLE MAKE	FMAKE91F	Numeric	3

<u>N</u>	<u>Prcnt</u>	<u>Code</u>	<u>Label</u>
2	0.0	3	AM-General
119	2.3	7	Dodge
497	9.5	12	Ford
138	2.6	20	Chevrolet
124	2.4	23	GMC
66	1.3	38	Isuzu
350	6.7	51	Volvo
16	0.3	52	Mitsubishi
1,235	23.5	82	Freightliner
1	0.0	83	FWD
757	14.4	84	International
554	10.6	85	Kenworth
461	8.8	86	Mack
604	11.5	87	Peterbilt
1	0.0	88	Iveco/Magirus
73	1.4	89	White/Autocar-White/GMC
228	4.3	98	Other make
24	0.5	99	Unknown

Variable	Name	Format	Type	Length
v109	VEHICLE MAKE-MODEL	FMKMD91F	Numeric	4

<u>N</u>	<u>Prcnt</u>	<u>Code</u>	<u>Label</u>
2	0.0	3884	AM General medium/heavy truck
4	0.1	7422	Dodge Durango (2004 on)
1	0.0	7461	Dodge B-series van
1	0.0	7472	Dodge Dakota
7	0.1	7481	Dodge D, W-series Pickup
101	1.9	7482	Dodge Ram Pickup
2	0.0	7498	Dodge Other light truck
2	0.0	7880	Dodge medium/heavy pickup ( pickup-style over 10,000 lbs)
1	0.0	7881	Dodge Medium/heavy CBE
34	0.6	12461	Ford E-series Van
240	4.6	12481	Ford F-series Pickup

TRUCKS INVOLVED IN FATAL ACCIDENTS, 2006  
 FARS VEHICLE VARIABLES

<u>N</u>	<u>Prcnt</u>	<u>Code</u>	<u>Label</u>
35	0.7	12880	Ford Medium/heavy pickup (pickup-style – over 10,000 lbs)
157	3.0	12881	Ford Medium/Heavy CBE
5	0.1	12882	Ford Medium/Heavy COE low entry
3	0.1	12883	Ford Medium/Heavy COE high entry
9	0.2	12884	Ford Medium/Heavy unknown engine location
7	0.1	12898	Ford Other Medium/Heavy truck
6	0.1	12899	Ford Unknown Medium/Heavy truck
1	0.0	12999	Unknown Ford
1	0.0	20431	Chevrolet Suburban
4	0.1	20461	Chevrolet G-series van
3	0.1	20466	Chevrolet P-series van
74	1.4	20481	Chevrolet C,K,R,V-series pickup
3	0.1	20498	Chevrolet Other light truck
3	0.1	20880	Chevrolet medium/heavy pickup (pickup-style over 10,000 lbs)
31	0.6	20881	Chevrolet Medium/Heavy CBE
5	0.1	20882	Chevrolet Medium/Heavy COE low entry
5	0.1	20884	Chevrolet Medium/Heavy unknown engine location
1	0.0	20890	Chevrolet Medium/Heavy COE entry position unknown
1	0.0	20898	Chevrolet Other medium/heavy
7	0.1	20899	Chevrolet Unknown medium/heavy
1	0.0	23421	GMC Jimmy fullsize/Yukon
6	0.1	23461	GMC G-series Van/Savana
3	0.1	23466	GMC P-series Van
26	0.5	23481	GMC C,K,R,V-series Pickup
2	0.0	23499	GMC Unknown light truck
4	0.1	23880	GMS Medium/Heavy pickup
58	1.1	23881	GMC Medium/Heavy CBE
8	0.2	23882	GMC Medium/Heavy COE low entry
3	0.1	23883	GMC Medium/Heavy COE high entry
4	0.1	23884	GMC Medium/Heavy unknown engine location
1	0.0	23890	GMC Medium/Heavy COE unknown entry position
4	0.1	23898	GMC Other medium/heavy truck
4	0.1	23899	GMC Unknown medium/heavy truck
6	0.1	38881	Isuzu Medium/Heavy CBE
54	1.0	38882	Isuzu Medium/Heavy COE low entry
2	0.0	38884	Isuzu Medium/Heavy unknown engine location
3	0.1	38898	Isuzu Other medium/heavy truck
1	0.0	38999	Unknown Isuzu
271	5.2	51881	Volvo Medium/Heavy CBE
6	0.1	51882	Volvo Medium/Heavy COE low entry
10	0.2	51883	Volvo Medium/Heavy COE high entry
53	1.0	51884	Volvo Medium/Heavy unknown engine location
1	0.0	51890	Volvo Medium/Heavy COE unknown entry position
9	0.2	51899	Volvo Unknown medium/heavy truck
13	0.2	52882	Mitsubishi Medium/Heavy COE low entry

TRUCKS INVOLVED IN FATAL ACCIDENTS, 2006  
FARS VEHICLE VARIABLES

<u>N</u>	<u>Prcnt</u>	<u>Code</u>	<u>Label</u>
1	0.0	52898	Mitsubishi Other medium/heavy truck
1	0.0	52899	Mitsubishi Unknown medium/heavy truck
1	0.0	52999	Unknown Mitsubishi
1,022	19.5	82881	Freightliner/White Medium/Heavy CBE
8	0.2	82882	Freightliner/White Medium/Heavy COE low entry
77	1.5	82883	Freightliner/White Medium/Heavy COE high entry
86	1.6	82884	Freightliner/White Medium/Heavy unknown engine location
10	0.2	82890	Freightliner/White Medium/Heavy COE unknown entry position
3	0.1	82898	Freightliner/White Other medium/heavy truck
28	0.5	82899	Freightliner/White Unknown medium/heavy truck
1	0.0	82999	Unknown Freightliner/White
1	0.0	83881	FWD Medium/Heavy CBE
1	0.0	84498	International Harvester Other light truck
635	12.1	84881	International Harvester/Navistar Medium/Heavy CBE
4	0.1	84882	International Harvester/Navistar Medium/Heavy COE low entry
20	0.4	84883	International Harvester/Navistar Medium/Heavy COE high entry
58	1.1	84884	International Harvester/Navistar Medium/Heavy unknown engine location
3	0.1	84890	International Harvester/Navistar Medium/Heavy COE unknown entry position
2	0.0	84898	International Harvester/Navistar Other medium/heavy truck
31	0.6	84899	International Harvester/Navistar Unk medium/heavy truck
1	0.0	84981	International Harvester/Navistar Conventional bus
2	0.0	84999	Unknown International Harvester/Navistar
481	9.2	85881	Kenworth Medium/Heavy CBE
11	0.2	85882	Kenworth Medium/Heavy COE low entry
9	0.2	85883	Kenworth Medium/Heavy COE high entry
31	0.6	85884	Kenworth Medium/Heavy unknown engine location
1	0.0	85890	Kenworth Medium/Heavy COE unknown entry position
3	0.1	85898	Kenworth Other medium/heavy truck
18	0.3	85899	Kenworth Unknown medium/heavy truck
337	6.4	86881	Mack Medium/Heavy CBE
44	0.8	86882	Mack Medium/Heavy COE low entry
1	0.0	86883	Mack Medium/Heavy COE high entry
58	1.1	86884	Mack Medium/Heavy Unknown engine location
2	0.0	86890	Mack Med/Hvy COE Unknown entry position
1	0.0	86898	Mack Other medium/heavy truck
18	0.3	86899	Mack Unknown medium/heavy truck
527	10.0	87881	Peterbilt Medium/Heavy CBE
7	0.1	87882	Peterbilt Medium/Heavy COE low entry
8	0.2	87883	Peterbilt Medium/Heavy COE high entry
50	1.0	87884	Peterbilt Medium/Heavy unknown engine location
2	0.0	87890	Peterbilt Medium/Heavy COE unknown entry position
1	0.0	87898	Peterbilt Other medium/heavy truck
9	0.2	87899	Peterbilt Unknown medium/heavy truck

<u>N</u>	<u>Prcnt</u>	<u>Code</u>	<u>Label</u>
1	0.0	88881	Iveco Medium/Heavy CBE
55	1.0	89881	White/Autocar/GMC Medium/Heavy CBE
9	0.2	89882	White/Autocar/GMC Medium/Heavy COE low entry
8	0.2	89884	White/Autocar/GMC Medium/Heavy unknown engine location
1	0.0	89898	White/Autocar/GMC Other medium/heavy truck
1	0.0	98398	Other Make Other automobile
46	0.9	98804	Other Make Western State
6	0.1	98805	Other Make Oshkosh
11	0.2	98806	Other Make Hino
1	0.0	98807	Other Make Scania
18	0.3	98808	Other Make UD
106	2.0	98809	Other Make Sterling
11	0.2	98881	Other Make Medium/Heavy CBE
3	0.1	98882	Other Make Medium/Heavy COE low entry
1	0.0	98883	Other Make Medium/Heavy COE high entry
15	0.3	98884	Other Make Medium/Heavy Unknown engine location
2	0.0	98890	Other Make Medium/Heavy COE unknown entry
7	0.1	98898	Other Make Other medium/heavy truck
2	0.0	99881	Unknown Make Medium/Heavy CBE
6	0.1	99884	Unknown Make Medium/Heavy unknown engine location
1	0.0	99890	Unknown Make Medium/Heavy COE unknown entry position
14	0.3	99899	Unknown Make Unknown medium/heavy truck
1	0.0	99999	Unknown Make Unknown vehicle

Variable	Name	Format	Type	Length
v110	BODY TYPE	FBODY03F	Numeric	3

<u>N</u>	<u>Prcnt</u>	<u>Code</u>	<u>Label</u>
1	0.0	1	Convertible (excludes sun-roof, t-bar)
1	0.0	14	Compact utility (ANSI D-16 util veh "small and "midsize")
6	0.1	15	Large utility (ANSI D-16 util veh "fullsize and "large")
1	0.0	16	Utility station wagon
1	0.0	19	Utility, unknown body type
Van Based Light Truck, GVWR <= 10,000 lbs.			
31	0.6	21	Large van (excludes moving van)
19	0.4	22	Step van or walk-in van
1	0.0	28	Other van type (Hi-Cube Van, Kary)
Light Truck, GVWR < =10,000 lbs.			
1	0.0	30	Compact pickup (GVWR < 4,500 lbs.)
381	7.3	31	Standard pickup (GVWR 4,500 to 10,000 lbs.)
7	0.1	32	Pickup with slide-in camper
2	0.0	39	Unknown light conventional truck type (pickup style)

TRUCKS INVOLVED IN FATAL ACCIDENTS, 2006  
FARS VEHICLE VARIABLES

<u>N</u>	<u>Prcnt</u>	<u>Code</u>	<u>Label</u>
Other Light Conventional Truck, GVWR <= 10,000 lbs.			
62	1.2	40	Cab chassis based
1	0.0	49	Unknown light vehicle type
Buses (excludes van-based)			
1	0.0	50	School bus
Heavy/Medium Truck, GVWR > 10,000 lbs.			
13	0.2	60	Step van
160	3.0	61	Single unit straight truck (10,000 lbs <GVWR<or = 19,500 lbs)
248	4.7	62	Single unit straight truck (19,500 lbs <GVWR<or = 26,000 lbs)
946	18.0	63	Single unit straight truck (GVWR > 26,000 lbs)
9	0.2	64	Single unit straight truck (GVWR unknown)
3,285	62.6	66	Truck/tractor (cab only, or with any number of trailing units; any weight)
44	0.8	67	Medium/heavy pickup (Ford Super Duty 450/550)
3	0.1	72	Unknown if single unit or combination unit heavy truck (GVWR > 26,000)
19	0.4	78	Unknown medium/heavy truck type
1	0.0	79	Unknown truck type (light/medium/heavy)
6	0.1	99	Unknown body type

Variable	Name	Format	Type	Length
v111	MODEL YEAR	FMODYR	Numeric	4

<u>N</u>	<u>Prcnt</u>	<u>Code</u>	<u>Label</u>
1	0.0	1964	1964
		-	Actual model year
63	1.2	1990	1990
58	1.1	1991	1991
85	1.6	1992	1992
102	1.9	1993	1993
143	2.7	1994	1994
203	3.9	1995	1995
218	4.2	1996	1996
233	4.4	1997	1997
255	4.9	1998	1998
415	7.9	1999	1999
478	9.1	2000	2000
372	7.1	2001	2001
229	4.4	2002	2002
332	6.3	2003	2003
360	6.9	2004	2004
579	11.0	2005	2005



<u>N</u>	<u>Prcnt</u>	<u>Code</u>	<u>Label</u>
551	10.5	2006	2006
157	3.0	2007	2007
40	0.8	9999	Unknown

Variable	Name	Format	Type	Length
v112	VIN	\$12	Char	12

<u>N</u>	<u>Prcnt</u>	<u>Code</u>	<u>Label</u>
----------	--------------	-------------	--------------

VEHICLE ID NUMBER – 1ST 12 POSITIONS

Variable	Name	Format	Type	Length
v123	REGISTRATION STATE	FREG_ST	Numeric	3

<u>N</u>	<u>Prcnt</u>	<u>Code</u>	<u>Label</u>
37	0.7	0	Not applicable
110	2.1	1	Alabama
7	0.1	2	Alaska
118	2.2	4	Arizona
74	1.4	5	Arkansas
334	6.4	6	California
54	1.0	8	Colorado
23	0.4	9	Connecticut
17	0.3	10	Delaware
1	0.0	11	District of Columbia
332	6.3	12	Florida
159	3.0	13	Georgia
8	0.2	15	Hawaii
37	0.7	16	Idaho
165	3.1	17	Illinois
250	4.8	18	Indiana
77	1.5	19	Iowa
40	0.8	20	Kansas
90	1.7	21	Kentucky
81	1.5	22	Louisiana
21	0.4	23	Maine
61	1.2	24	Maryland
37	0.7	25	Massachusetts
95	1.8	26	Michigan
76	1.4	27	Minnesota
65	1.2	28	Mississippi
93	1.8	29	Missouri
26	0.5	30	Montana
52	1.0	31	Nebraska

TRUCKS INVOLVED IN FATAL ACCIDENTS, 2006  
FARS VEHICLE VARIABLES

<u>N</u>	<u>Prcnt</u>	<u>Code</u>	<u>Label</u>
32	0.6	32	Nevada
8	0.2	33	New Hampshire
97	1.8	34	New Jersey
31	0.6	35	New Mexico
123	2.3	36	New York
172	3.3	37	North Carolina
14	0.3	38	North Dakota
156	3.0	39	Ohio
188	3.6	40	Oklahoma
54	1.0	41	Oregon
151	2.9	42	Pennsylvania
5	0.1	44	Rhode Island
87	1.7	45	South Carolina
21	0.4	46	South Dakota
137	2.6	47	Tennessee
351	6.7	48	Texas
46	0.9	49	Utah
11	0.2	50	Vermont
83	1.6	51	Virginia
65	1.2	53	Washington
32	0.6	54	West Virginia
84	1.6	55	Wisconsin
19	0.4	56	Wyoming
62	1.2	92	No registration
543	10.3	93	Multiple state registration
4	0.1	95	U.S. government tags
3	0.1	96	Military vehicle
69	1.3	97	Foreign country
8	0.2	98	Other registration
54	1.0	99	Unknown

Variable	Name	Format	Type	Length
v124	REGISTERED VEHICLE OWNER	FROWNER	Numeric	3

<u>N</u>	<u>Prcnt</u>	<u>Code</u>	<u>Label</u>
98	1.9	0	N/A, vehicle not registered
652	12.4	1	Driver (in this crash) was registered owner
452	8.6	2	Driver not registered owner (other private owner listed)
3,887	74.0	3	Vehicle registered as business/company/government vehicle
62	1.2	4	Vehicle registered as rental vehicle
2	0.0	5	Vehicle was stolen (reported by police)
28	0.5	6	Driverless/vehicle parked/stopped off roadway/in motion outside trafficway
69	1.3	9	Unknown

Variable	Name	Format	Type	Length
v125	ROLLOVER	FROLL	Numeric	3

<u>N</u>	<u>Prcnt</u>	<u>Code</u>	<u>Label</u>
4,476	85.3	0	No rollover
228	4.3	1	First event
546	10.4	2	Subsequent event

Variable	Name	Format	Type	Length
v126	JACKKNIFE	FJK82F	Numeric	3

Identifies the loss of control of a truck in motion where the trailer yaws more than 15 degrees from its normal straight line path behind the cab.

<u>N</u>	<u>Prcnt</u>	<u>Code</u>	<u>Label</u>
1,770	33.7	0	Not an articulated vehicle
3,289	62.6	1	No
49	0.9	2	First event
142	2.7	3	Subsequent event

Variable	Name	Format	Type	Length
v127	TRAVEL SPEED	FTSPEED	Numeric	3

<u>N</u>	<u>Prcnt</u>	<u>Code</u>	<u>Label</u>
253	4.8	0	Stopped motor vehicle in-transport
4	0.1	1	
		-	Actual miles per hour
1	0.0	92	
1	0.0	97	97 mph or greater
2,080	39.6	98	Not reported
788	15.0	99	Unknown

Variable	Name	Format	Type	Length
v128	HAZARDOUS CARGO	FHAZ	Numeric	3

<u>N</u>	<u>Prcnt</u>	<u>Code</u>	<u>Label</u>
5,006	95.4	0	No
153	2.9	1	Yes, placarded
11	0.2	2	Yes, not placarded
13	0.2	3	Yes, unknown if placarded
67	1.3	9	Unknown

TRUCKS INVOLVED IN FATAL ACCIDENTS, 2006  
FARS VEHICLE VARIABLES

Variable	Name	Format	Type	Length
v129	VEHICLE TRAILERING	FVTOW87F	Numeric	3

Trailing unit applies to any device connected to a motor vehicle by a hitch, including tractor-trailer combinations, boat hitched onto a motor vehicle, etc. This does not include towed vehicles, such as a tow truck pulling a vehicle.

<u>N</u>	<u>Prcnt</u>	<u>Code</u>	<u>Label</u>
1,754	33.4	0	No
3,340	63.6	1	Yes, one trailer
133	2.5	2	Yes, two trailers
6	0.1	3	Yes, three or more trailers
1	0.0	4	Yes, number of trailers unknown
5	0.1	5	Vehicle towing another motor vehicle
11	0.2	9	Unknown

Variable	Name	Format	Type	Length
v130	VEHICLE CONFIGURATION	FVCON01F	Numeric	3

<u>N</u>	<u>Prcnt</u>	<u>Code</u>	<u>Label</u>
453	8.6	0	Not applicable, not a medium/heavy truck or bus or vehicle displaying a hazardous material placard
584	11.1	1	Single Unit Truck (SUT): 2axles, 6tires
633	12.1	2	SUT: 3 or more axles
154	2.9	3	SUT: unknown number of axles and tires
112	2.1	4	Truck/trailer(s)
84	1.6	5	Truck tractor (bobtail tractor only, no trailer)
2,985	56.9	6	Tractor/semi-trailer (1 trailer)
130	2.5	7	Tractor/doubles (two trailers)
5	0.1	8	Tractor/triples (three trailers)
103	2.0	19	Medium/heavy truck, cannot classify
1	0.0	21	Bus (seats more than 15 people, including driver)
6	0.1	99	Unknown if light or medium/heavy truck or bus

Variable	Name	Format	Type	Length
v131	NUMBER OF AXLES	FAXLES	Numeric	3

<u>N</u>	<u>Prcnt</u>	<u>Code</u>	<u>Label</u>
453	8.6	0	Not applicable, not a medium/heavy truck or bus
614	11.7	2	2 axles
922	17.6	3	3 axles
200	3.8	4	4 axles
2,250	42.9	5	5 axles

<u>N</u>	<u>Prcnt</u>	<u>Code</u>	<u>Label</u>
104	2.0	6	6 axles
44	0.8	7	7 axles
17	0.3	8	8 axles
8	0.2	9	9 axles
7	0.1	10	10 axles
6	0.1	11	11 axles
1	0.0	12	12 axles
617	11.8	98	Medium/heavy truck or bus, number of axles unknown
7	0.1	99	Unknown if light or medium/heavy truck or bus

Variable	Name	Format	Type	Length
v132	CARGO BODY TYPE	FCBT01F	Numeric	3

<u>N</u>	<u>Prcnt</u>	<u>Code</u>	<u>Label</u>
454	8.6	0	Not applicable, not a medium/heavy truck or bus
2,292	43.7	1	Van/enclosed box
346	6.6	2	Cargo tank
614	11.7	3	Flatbed
499	9.5	4	Dump
55	1.0	5	Concrete mixer
42	0.8	6	Auto transporter
130	2.5	7	Garbage/refuse
92	1.8	8	Grain, chips, gravel, etc
69	1.3	9	Pole
1	0.0	21	Bus (seats more than 15 people, including driver)
129	2.5	96	No cargo body type
264	5.0	97	Medium/heavy truck or bus, other cargo body type
254	4.8	98	Medium/heavy truck or bus, unknown cargo body type
9	0.2	99	Unknown if light or medium/heavy truck or bus

Variable	Name	Format	Type	Length
v133	SPECIAL USE	FSPECIAL	Numeric	3

Indicates that the vehicle was used for a function other than the primary function for which it was designed.

<u>N</u>	<u>Prcnt</u>	<u>Code</u>	<u>Label</u>
5,246	99.9	0	No special use
0	0.0	1	Taxi
0	0.0	2	Vehicle used as school bus
0	0.0	3	Vehicle used as other bus
3	0.1	4	Military
0	0.0	5	Police
0	0.0	6	Ambulance

TRUCKS INVOLVED IN FATAL ACCIDENTS, 2006  
FARS VEHICLE VARIABLES

<u>N</u>	<u>Prcnt</u>	<u>Code</u>	<u>Label</u>
0	0.0	7	Firetruck
1	0.0	9	Unknown

Variable	Name	Format	Type	Length
v134	EMERGENCY USE	FYESNO	Numeric	3

Refers to a vehicle traveling with physical emergency signals in use, such as red light blinking, siren sounding, etc.

<u>N</u>	<u>Prcnt</u>	<u>Code</u>	<u>Label</u>
5,250	100.0	0	No
0	0.0	1	Yes

Variable	Name	Format	Type	Length
v135	IMPACT POINT – INITIAL	FIMPACTA	Numeric	3

<u>N</u>	<u>Prcnt</u>	<u>Code</u>	<u>Label</u>
132	2.5	0	Noncollision
171	3.3	1	1 o'clock
102	1.9	2	2 o'clock
184	3.5	3	3 o'clock
83	1.6	4	4 o'clock
79	1.5	5	5 o'clock
645	12.3	6	6 o'clock
123	2.3	7	7 o'clock
128	2.4	8	8 o'clock
215	4.1	9	9 o'clock
145	2.8	10	10 o'clock
249	4.7	11	11 o'clock
2,799	53.3	12	12 o'clock
27	0.5	13	Top
66	1.3	14	Undercarriage
30	0.6	18	Vehicle set something in motion causing injury/damage (not a clock point)
72	1.4	99	Unknown

Variable	Name	Format	Type	Length
v136	IMPACT POINT – PRINCIPAL	FIMPACTA	Numeric	3

<u>N</u>	<u>Prcnt</u>	<u>Code</u>	<u>Label</u>
132	2.5	0	Noncollision
161	3.1	1	1 o'clock
102	1.9	2	2 o'clock

<u>N</u>	<u>Prcnt</u>	<u>Code</u>	<u>Label</u>
191	3.6	3	3 o'clock
83	1.6	4	4 o'clock
79	1.5	5	5 o'clock
609	11.6	6	6 o'clock
120	2.3	7	7 o'clock
120	2.3	8	8 o'clock
229	4.4	9	9 o'clock
136	2.6	10	10 o'clock
234	4.5	11	11 o'clock
2,738	52.2	12	12 o'clock
69	1.3	13	Top
102	1.9	14	Undercarriage
54	1.0	18	Vehicle set something in motion causing injury/damage (not a clock point)
91	1.7	99	Unknown

Variable	Name	Format	Type	Length
v137	EXTENT OF DEFORMATION	FEDEFORM	Numeric	3

<u>N</u>	<u>Prcnt</u>	<u>Code</u>	<u>Label</u>
308	5.9	0	None
712	13.6	2	Other (minor)
1,143	21.8	4	Functional (moderate)
3,017	57.5	6	Disabling (severe)
70	1.3	9	Unknown

Variable	Name	Format	Type	Length
v138	VEHICLE ROLE	FIMPAC	Numeric	3

<u>N</u>	<u>Prcnt</u>	<u>Code</u>	<u>Label</u>
132	2.5	0	Noncollision
2,645	50.4	1	Striking
2,242	42.7	2	Struck
221	4.2	3	Both
10	0.2	9	Unknown

Variable	Name	Format	Type	Length
v139	MANNER OF LEAVING SCENE	FTOW82F	Numeric	3

<u>N</u>	<u>Prcnt</u>	<u>Code</u>	<u>Label</u>
1,152	21.9	1	Driven
4,002	76.2	2	Towed away

TRUCKS INVOLVED IN FATAL ACCIDENTS, 2006  
FARS VEHICLE VARIABLES

<u>N</u>	<u>Prcnt</u>	<u>Code</u>	<u>Label</u>
12	0.2	3	Abandoned/left at scene
84	1.6	9	Unknown

Variable	Name	Format	Type	Length
v140	FIRE OCCURRENCE	FFIRE	Numeric	3

<u>N</u>	<u>Prcnt</u>	<u>Code</u>	<u>Label</u>
4,945	94.2	0	No fire
305	5.8	1	Fire occurred in vehicle during accident

Variable	Name	Format	Type	Length
v142	VEHICLE MANEUVER	FV_MAN	Numeric	3

<u>N</u>	<u>Prcnt</u>	<u>Code</u>	<u>Label</u>
3,719	70.8	1	Going straight
174	3.3	2	Slowing or stopping in traffic lane
40	0.8	3	Starting in traffic lane
272	5.2	4	Stopped in traffic lane
43	0.8	5	Passing or overtaking another vehicle
3	0.1	6	Leaving a parked position
8	0.2	7	Parked
1	0.0	8	Entering a parked position
56	1.1	9	Controlled maneuver to avoid animal, pedestrian, object, vehicle, etc.
11	0.2	10	Turning right: Right Turn On Red (RTOR) permitted
70	1.3	12	Turning right: RTOR not known if permitted or n/a
220	4.2	13	Turning left
20	0.4	14	Making a U-turn
40	0.8	15	Backing up (other than for parking purposes)
102	1.9	16	Changing lanes or merging
448	8.5	17	Negotiating a curve
15	0.3	98	Other
8	0.2	99	Unknown

Variable	Name	Format	Type	Length
v143	CRASH AVOIDANCE MANUEVER	FCAVOID	Numeric	3

<u>N</u>	<u>Prcnt</u>	<u>Code</u>	<u>Label</u>
2,343	44.6	0	No avoidance maneuver reported
335	6.4	1	Braking (skidmarks evident)
77	1.5	2	Braking (no skidmarks; driver stated)
98	1.9	3	Braking (other reported evidence)
538	10.2	4	Steering (evidence or stated)



TRUCKS INVOLVED IN FATAL ACCIDENTS, 2006  
FARS VEHICLE VARIABLES

<u>N</u>	<u>Prcnt</u>	<u>Code</u>	<u>Label</u>
447	8.5	5	Steering and braking (evidence or stated)
41	0.8	6	Other avoidance maneuver
1,371	26.1	8	Not reported/inconclusive (by Police)

Variable	Name	Format	Type	Length
v144	MOST HARMFUL EVENT	FFHE82F	Numeric	3

MOST HARMFUL EVENT

<u>N</u>	<u>Prcnt</u>	<u>Code</u>	<u>Label</u>
413	7.9	1	Overturn/rollover
129	2.5	2	Fire/explosion
8	0.2	3	Immersion
0	0.0	4	Gas inhalation
17	0.3	5	Fell/jumped from vehicle
0	0.0	6	Injured in vehicle (other than cargo/equipment loss/shift)
4	0.1	7	Other noncollision
325	6.2	8	Pedestrian
82	1.6	9	Pedalcycle
28	0.5	10	Railway train
1	0.0	11	Animal
3,873	73.8	12	Motor vehicle in-transport on same roadway
49	0.9	13	Motor vehicle in-transport on different roadway
23	0.4	14	Parked motor vehicle (not in-transport)
5	0.1	15	Nonmotorist on personal conveyance
3	0.1	16	Thrown/falling object (other than cargo/equipment loss/shift)
1	0.0	17	Boulder
5	0.1	18	Other object (not fixed)
3	0.1	19	Building
3	0.1	20	Impact attenuator/crash cushion
15	0.3	21	Bridge pier or abutment
0	0.0	22	Bridge parapet end
3	0.1	23	Bridge rail
12	0.2	24	Guardrail face
12	0.2	25	Concrete traffic barrier
3	0.1	26	Other traffic barrier
1	0.0	27	Highway/traffic sign post/sign
1	0.0	28	Overhead sign support/sign
2	0.0	29	Luminaire/light support
10	0.2	30	Utility pole
1	0.0	31	Other post, other pole or other supports
3	0.1	32	Culvert
1	0.0	33	Curb
12	0.2	34	Ditch
14	0.3	35	Embankment – earth

TRUCKS INVOLVED IN FATAL ACCIDENTS, 2006  
FARS VEHICLE VARIABLES

<u>N</u>	<u>Prcnt</u>	<u>Code</u>	<u>Label</u>
3	0.1	36	Embankment – rock, stone or concrete
2	0.0	37	Embankment – material type unknown
3	0.1	38	Fence
5	0.1	39	Wall
0	0.0	40	Fire hydrant
0	0.0	41	Shrubbery
68	1.3	42	Tree (standing tree only)
2	0.0	43	Other fixed object
1	0.0	44	Pavement surface irregularity (pothole, etc.)
7	0.1	45	Working motor vehicle (construction, maintenance, utility)
0	0.0	46	Traffic signal support/signal
3	0.1	47	Vehicle occupant struck or run over by own vehicle
0	0.0	48	Snow bank
2	0.0	49	Ridden animal or animal-drawn conveyance
6	0.1	50	Bridge overhead structure
3	0.1	51	Jackknife (causing injury or damage)
3	0.1	52	Guardrail end
1	0.0	53	Mail box
71	1.4	54	Motor vehicle in-transport strikes or struck by objects set-in-motion by another vehicle in-transport
1	0.0	55	Other not-in-transport motor vehicle
6	0.1	60	Cargo/equipment loss or shift (causing injury or damage)
1	0.0	99	Unknown

The following list shows the code values given above grouped by collision type.

Noncollision Event

- 01=Overturn/rollover
- 02=Fire/explosion
- 03=Immersion
- 04=Gas inhalation
- 05=Fell/jumped from vehicle
- 06=Injured in vehicle (other than cargo/equipment loss or shift)
- 07=Other noncollision
- 16=Thrown or falling object (other than cargo/equipment loss or shift)
- 44=Pavement surface irregularity (pothole, grooved, grates)
- 47=Vehicle occupant struck or run over by own vehicle
- 51=Jackknife (causing injury or damage)
- 60=Cargo/equipment loss or shift (causing injury or damage)

Collision With Motor Vehicle

*Collision Involving Motor Vehicles In-Transport*

- 12=Motor vehicle in-transport on same roadway
- 13=Motor vehicle in-transport on different roadway
- 54=Motor vehicle in-transport strikes or is struck by cargo, persons, or objects set-in-motion from/by another motor vehicle in-transport

*Collision Involving Motor Vehicles Not In-Transport*

- 14=Parked motor vehicle (not in-transport)

45=Working motor vehicle (construction, maintenance or utility vehicle only)  
 55=Other not in-transport motor vehicle

Collision With Object Not Fixed

08=Pedestrian  
 09=Pedalcycle  
 10=Railway train  
 11=Live animal  
 15=Nonmotorist on personal conveyance  
 18=Other object (not fixed)  
 49=Ridden animal or animal-drawn conveyance

Collision With Fixed Object

17=Boulder  
 19=Building  
 20=Impact attenuator/crash cushion  
 21=Bridge pier or abutment  
 22=Bridge parapet end  
 23=Bridge rail  
 24=Guardrail face  
 25=Concrete traffic barrier  
 26=Other traffic barrier  
 27=Highway/traffic sign post/sign  
 28=Overhead sign support/sign  
 29=Luminaire/light support  
 30=Utility pole  
 31=Other post, other pole or other supports  
 32=Culvert  
 33=Curb  
 34=Ditch  
 35=Embankment - earth  
 36=Embankment - rock, stone or concrete  
 37=Embankment - material type unknown  
 38=Fence  
 39=Wall  
 40=Fire hydrant  
 41=Shrubbery  
 42=Tree (standing tree only)  
 43=Other fixed object  
 46=Traffic signal support/signal  
 48=Collision with snow bank  
 50=Bridge overhead structure  
 52=Guardrail end  
 53=Mail box

Variable	Name	Format	Type	Length
v145	NUMBER OF DEATHS IN VEH	FVDEATH	Numeric	3

NUMBER OF DEATHS IN VEHICLE

<u>N</u>	<u>Prcnt</u>	<u>Code</u>	<u>Label</u>
4,359	83.0	0	0 deaths

TRUCKS INVOLVED IN FATAL ACCIDENTS, 2006  
FARS VEHICLE VARIABLES

<u>N</u>	<u>Prcnt</u>	<u>Code</u>	<u>Label</u>
857	16.3	1	1 death
32	0.6	2	2 deaths
1	0.0	3	3 deaths
1	0.0	4	4 deaths

Variable	Name	Format	Type	Length
v151	VIN TRUCK FUEL CODE	V151_F	Numeric	4

---

<u>N</u>	<u>Prcnt</u>	<u>Code</u>	<u>Label</u>
0	0.0	1	(E) Electric operated
229	4.4	2	(G) Gas
4,809	91.6	3	(D) Diesel
1	0.0	4	(P) Propane
0	0.0	7	(*) Not available from VIN
0	0.0	8	(b) Unknown
211	4.0	9	(9) No VIN information

Variable	Name	Format	Type	Length
v152	VIN TRUCK WEIGHT CODE	FWGTCD	Numeric	3

---

<u>N</u>	<u>Prcnt</u>	<u>Code</u>	<u>Label</u>
12	0.2	0	Value not returned
4	0.1	2	6,001 – 10,000 lbs
478	9.1	3	10,001 – 14,000 lbs
144	2.7	4	14,001 – 16,000 lbs
89	1.7	5	16,001 – 19,500 lbs
255	4.9	6	19,501 – 26,000 lbs
352	6.7	7	26,001 – 33,000 lbs
3,732	71.1	8	33,001 lbs or more
184	3.5	9	Value not coded

Variable	Name	Format	Type	Length
v153	VIN TRUCK SERIES		Char	3

---

Variable	Name	Format	Type	Length
v155	LENGTH OF VIN		Numeric	3

<u>N</u>	<u>Prcnt</u>	<u>Code</u>	<u>Label</u>
3	0.1	5	
		-	Actual length
5,161	98.3	17	

Variables 156 through 161 are added by UMTRI to indicate the number of persons in the vehicle with injury severities of level zero through five, respectively, for occupant variable V329 (INJURY SEVERITY).

Variable	Name	Format	Type	Length
v156	NUMBER UNINJURED IN VEH	FVUNINJ	Numeric	8

NUMBER UNINJURED IN VEHICLE

<u>N</u>	<u>Prcnt</u>	<u>Code</u>	<u>Label</u>
2,186	41.6	0	0 uninjured
2,670	50.9	1	1 uninjured
320	6.1	2	2 uninjured
58	1.1	3	3 uninjured
9	0.2	4	4 uninjured
5	0.1	5	5 uninjured
2	0.0	7	7 uninjured

Variable	Name	Format	Type	Length
v157	NUMBER C-INJURED IN VEH	FVCINJ	Numeric	8

NUMBER C-INJURED IN VEHICLE

<u>N</u>	<u>Prcnt</u>	<u>Code</u>	<u>Label</u>
4,621	88.0	0	0 C-injured
559	10.6	1	1 C-injured
48	0.9	2	2 C-injured
14	0.3	3	3 C-injured
7	0.1	4	4 C-injured
1	0.0	10	10 C-injured

TRUCKS INVOLVED IN FATAL ACCIDENTS, 2006  
FARS VEHICLE VARIABLES

Variable	Name	Format	Type	Length
v158	NUMBER B-INJURED IN VEH	FVBINJ	Numeric	8

## NUMBER B-INJURED IN VEHICLE

<u>N</u>	<u>Prcnt</u>	<u>Code</u>	<u>Label</u>
4,619	88.0	0	0 B-injured
566	10.8	1	1 B-injured
54	1.0	2	2 B-injured
10	0.2	3	3 B-injured
1	0.0	4	4 B-injured

Variable	Name	Format	Type	Length
v159	NUMBER A-INJURED IN VEH	FVAINJ	Numeric	8

## NUMBER A-INJURED IN VEHICLE

<u>N</u>	<u>Prcnt</u>	<u>Code</u>	<u>Label</u>
4,943	94.2	0	0 A-injured
275	5.2	1	1 A-injured
23	0.4	2	2 A-injured
6	0.1	3	3 A-injured
3	0.1	4	4 A-injured

Variable	Name	Format	Type	Length
v160	NUMBER K-INJURED IN VEH	FVKINJ	Numeric	8

## NUMBER K-INJURED IN VEHICLE

<u>N</u>	<u>Prcnt</u>	<u>Code</u>	<u>Label</u>
4,359	83.0	0	0 killed
857	16.3	1	1 killed
32	0.6	2	2 killed
1	0.0	3	3 killed
1	0.0	4	4 killed

Variable	Name	Format	Type	Length
v161	NUM UNK INJURED IN VEH	FVUNKINJ	Numeric	8

## NUMBER UNKNOWN INJURED IN VEHICLE

<u>N</u>	<u>Prcnt</u>	<u>Code</u>	<u>Label</u>
5,243	99.9	0	0 unknown injured
7	0.1	1	1 unknown injured

Variable	Name	Format	Type	Length
v162	VEH RELATED FACTORS #1	FVRF	Numeric	3

RELATED FACTORS AT VEHICLE LEVEL RESPONSE #1

<u>N</u>	<u>Prcnt</u>	<u>Code</u>	<u>Label</u>
4,988	95.0	0	None

Vehicle conditions(s) Noted:

31	0.6	1	Tires
72	1.4	2	Brake system
3	0.1	3	Steering system – includes tie-rod, kingpin, ball-joint, etc.
4	0.1	4	Suspension – includes springs, shock-absorbers, struts, etc.
6	0.1	5	Power train/engine – includes universal-joint, drive-shaft, etc.
0	0.0	6	Exhaust system
3	0.1	7	Headlights
1	0.0	8	Signal lights
7	0.1	9	Other lights
1	0.0	10	Horn
1	0.0	11	Mirrors
1	0.0	12	Wipers
0	0.0	13	Driver seating and control
2	0.0	14	Body, doors, hood, other
2	0.0	15	Trailer hitch
2	0.0	16	Wheels
0	0.0	17	Airbags
7	0.1	18	Other vehicle defects
0	0.0	19	Safety belts

Special Vehicle Flags:

41	0.8	31	Hit-and-run vehicle
0	0.0	32	Vehicle registration for handicapped
0	0.0	33	Vehicle being pushed by nonmotorist
0	0.0	35	Reconstructed vehicle
0	0.0	36	Electric/alternative fuel vehicle
0	0.0	37	Transporting children to/from Head Start/day care
3	0.1	39	Highway construction, maintenance/utility vehicle in-transport
0	0.0	40	Highway incident response vehicle
0	0.0	41	Police, fire, EMS vehicle working at scene of emergency
17	0.3	42	Other working veh (not construction, maintenance, utility, police, fire, EMS vehicle)
10	0.2	43	Hazardous materials/cargo released from this vehicle
48	0.9	99	Unknown

TRUCKS INVOLVED IN FATAL ACCIDENTS, 2006  
FARS VEHICLE VARIABLES

Variable	Name	Format	Type	Length
v163	VEH RELATED FACTORS #2	FVRF	Numeric	3

RELATED FACTORS AT VEHICLE LEVEL RESPONSE #2

<u>N</u>	<u>Prcnt</u>	<u>Code</u>	<u>Label</u>
5,185	98.8	0	None
Vehicle Condition(s) Noted:			
1	0.0	1	Tires
4	0.1	2	Brake system
1	0.0	4	Suspension – includes springs, shock-absorbers, struts, etc.
1	0.0	8	Signal lights
3	0.1	9	Other lights
1	0.0	15	Trailer hitch
3	0.1	18	Other vehicle defects
Special Vehicle Flags:			
1	0.0	39	Highway construction, maintenance/utility vehicle in-transport
1	0.0	42	Other working vehicle (not construction, maintenance, utility, police, fire, EMS vehicle)
1	0.0	43	Hazardous materials/cargo released from this vehicle
48	0.9	99	Unknown

Variable	Name	Format	Type	Length
v164	UNDERRIDE/OVERRIDE	FURID05F	Numeric	3

<u>N</u>	<u>Prcnt</u>	<u>Code</u>	<u>Label</u>
5,164	98.4	0	No underride or override
Underriding a Motor Vehicle in-Transport			
0	0.0	1	Underride, compartment intrusion
0	0.0	2	Underride, no compartment intrusion
2	0.0	3	Underride, compartment intrusion unknown
77	1.5	7	Overriding a motor vehicle in-transport
4	0.1	8	Overriding a motor vehicle not in-transport
3	0.1	9	Unknown if underride or override

Variable	Name	Format	Type	Length
v170	MOTOR CARRIER ID		Char	11

<u>N</u>	<u>Prcnt</u>	<u>Code</u>	<u>Label</u>
1	0.0		Unrecorded



TRUCKS INVOLVED IN FATAL ACCIDENTS, 2006  
FARS VEHICLE VARIABLES

<u>N</u>	<u>Prcnt</u>	<u>Code</u>	<u>Label</u>
456	8.7	00	Not applicable
13	0.3	01	
		-	FARS State Code
29	0.6	56	
3094	58.9	57	US DOT
140	2.7	58	ICC
373	7.1	88	None
4	1.8	95	Canada
466	8.9	99	Unknown

Identification Number (columns 3-11)

0	Not applicable
888888888	None
999999999	Unknown

Variable	Name	Format	Type	Length
v171	BUS USE	FBUSUSE	Numeric	3

<u>N</u>	<u>Prcnt</u>	<u>Code</u>	<u>Label</u>
5,249	100.0	0	Not used as a bus
0	0.0	1	Used as a Public school bus
0	0.0	2	Used as a Private school bus
0	0.0	3	Used as a School bus, public or private unknown
0	0.0	4	Used as a Scheduled service bus
0	0.0	5	Used as a Tour bus
0	0.0	6	Used as a Commuter bus
0	0.0	7	Used as a Shuttle bus
1	0.0	8	Modified for personal/private use

Variable	Name	Format	Type	Length
v172	GVWR	FGVWR	Numeric	3

GROSS VEHICLE WEIGHT RATING

<u>N</u>	<u>Prcnt</u>	<u>Code</u>	<u>Label</u>
449	8.6	0	Not applicable
4	0.1	1	10,000 lbs or less
527	10.0	2	10,001 – 26,000 lbs
4,249	80.9	3	26,001 lbs or more
21	0.4	9	Unknown

TRUCKS INVOLVED IN FATAL ACCIDENTS, 2006  
FARS VEHICLE VARIABLES

Variable	Name	Format	Type	Length
v173	EVENT #1	FSEQ04F	Numeric	3

## EVENT #1 RELATED TO THIS MOTOR VEHICLE

<u>N</u>	<u>Prcnt</u>	<u>Code</u>	<u>Label</u>
0	0.0	0	No event
46	0.9	1	Overturn/rollover
0	0.0	2	Fire/explosion
1	0.0	3	Immersion
0	0.0	4	Gas inhalation
14	0.3	5	Fell/jumped from vehicle
0	0.0	6	Injured in vehicle (other than cargo/equipment loss/shift)
5	0.1	7	Other noncollision
273	5.2	8	Pedestrian
79	1.5	9	Pedalcycle
29	0.6	10	Railway train
10	0.2	11	Live Animal
3,873	73.8	12	Motor vehicle in-transport on same roadway
16	0.3	13	Motor vehicle in-transport on different roadway
14	0.3	14	Parked motor vehicle (not in-transport)
4	0.1	15	Nonmotorist on personal conveyance
2	0.0	16	Thrown/falling object (other than cargo/equipment loss/shift)
0	0.0	17	Boulder
8	0.2	18	Other object (not fixed)
0	0.0	19	Building
0	0.0	20	Impact attenuator/crash cushion
3	0.1	21	Bridge pier or abutment
0	0.0	22	Bridge parapet end
2	0.0	23	Bridge rail
9	0.2	24	Guardrail face
3	0.1	25	Concrete traffic barrier
3	0.1	26	Other traffic barrier
0	0.0	27	Highway/traffic sign post/sign
2	0.0	28	Overhead sign support/sign
1	0.0	29	Luminaire/light support
1	0.0	30	Utility pole
0	0.0	31	Other post, other pole or other supports
2	0.0	32	Culvert
4	0.1	33	Curb
3	0.1	34	Ditch
5	0.1	35	Embankment – earth
0	0.0	36	Embankment – rock, stone or concrete
0	0.0	37	Embankment – material type unknown
0	0.0	38	Fence
1	0.0	39	Wall
0	0.0	40	Fire hydrant

<u>N</u>	<u>Prcnt</u>	<u>Code</u>	<u>Label</u>
0	0.0	41	Shrubbery
1	0.0	42	Tree (standing tree only)
1	0.0	43	Other fixed object
1	0.0	44	Pavement surface irregularity (pothole, etc)
7	0.1	45	Working motor vehicle (construction, maintenance, utility vehicle)
0	0.0	46	Traffic signal support/signal
0	0.0	47	Vehicle occupant struck or run over by own vehicle
0	0.0	48	Snow bank
2	0.0	49	Ridden animal or animal-drawn conveyance
5	0.1	50	Bridge overhead structure
26	0.5	51	Jackknife
2	0.0	52	Guardrail end
0	0.0	53	Mail box
45	0.9	54	Motor vehicle in-transport strikes or is struck by cargo, persons, objects set in motion by another vehicle in-transport
1	0.0	55	Other not in-transport motor vehicle
15	0.3	60	Cargo/equipment loss or shift
21	0.4	61	Equipment failure (blown tire, brake failure, etc.)
5	0.1	62	Separation of units
324	6.2	63	Ran off road – right
142	2.7	64	Ran off road – left
234	4.5	65	Cross median/centerline
4	0.1	66	Downhill runaway
1	0.0	67	Vehicle went airborne

Variable	Name	Format	Type	Length
v174	EVENT #2	FSEQ04F	Numeric	3

EVENT #2 RELATED TO THIS MOTOR VEHICLE

<u>N</u>	<u>Prcnt</u>	<u>Code</u>	<u>Label</u>
3,018	57.5	0	No event
225	4.3	1	Overturn/rollover
116	2.2	2	Fire/explosion
1	0.0	3	Immersion
3	0.1	5	Fell/jumped from vehicle
1	0.0	7	Other noncollision
35	0.7	8	Pedestrian
2	0.0	9	Pedalcycle
384	7.3	12	Motor vehicle in-transport on same roadway
7	0.1	13	Motor vehicle in-transport on different roadway
27	0.5	14	Parked motor vehicle (not in-transport)
1	0.0	16	Thrown/falling object (other than cargo/equipment loss/shift)
1	0.0	18	Other object (not fixed)
6	0.1	20	Impact attenuator/crash cushion

TRUCKS INVOLVED IN FATAL ACCIDENTS, 2006  
FARS VEHICLE VARIABLES

<u>N</u>	<u>Prcnt</u>	<u>Code</u>	<u>Label</u>
6	0.1	21	Bridge pier or abutment
9	0.2	23	Bridge rail
71	1.4	24	Guardrail face
24	0.5	25	Concrete traffic barrier
4	0.1	26	Other traffic barrier
18	0.3	27	Highway/traffic sign post/sign
1	0.0	28	Overhead sign support/sign
1	0.0	29	Luminaire/light support
9	0.2	30	Utility pole
9	0.2	31	Other post, other pole or other supports
11	0.2	32	Culvert
10	0.2	33	Curb
33	0.6	34	Ditch
17	0.3	35	Embankment – earth
5	0.1	36	Embankment – rock, stone or concrete
7	0.1	37	Embankment – material type unknown
16	0.3	38	Fence
3	0.1	39	Wall
42	0.8	42	Tree (standing tree only)
6	0.1	43	Other fixed object
1	0.0	45	Working motor vehicle (construction, maintenance, utility vehicle)
2	0.0	47	Vehicle occupant struck or run over by own vehicle
2	0.0	50	Bridge overhead structure
73	1.4	51	Jackknife
5	0.1	52	Guardrail end
5	0.1	53	Mail box
17	0.3	54	Motor vehicle in-transport strikes or is struck by cargo, persons, objects set in motion by another vehicle in-transport
30	0.6	60	Cargo/equipment loss or shift
1	0.0	61	Equipment failure (blown tire, brake failure, etc.)
14	0.3	62	Separation of units
499	9.5	63	Ran off road – right
270	5.1	64	Ran off road – left
193	3.7	65	Cross median/centerline
1	0.0	66	Downhill runaway
8	0.2	67	Vehicle went airborne

Variable	Name	Format	Type	Length
v175	EVENT #3	FSEQ04F	Numeric	3

## EVENT #3 RELATED TO THIS MOTOR VEHICLE

<u>N</u>	<u>Prcnt</u>	<u>Code</u>	<u>Label</u>
3,886	74.0	0	No event
231	4.4	1	Overturn/rollover

TRUCKS INVOLVED IN FATAL ACCIDENTS, 2006  
FARS VEHICLE VARIABLES

<u>N</u>	<u>Prcnt</u>	<u>Code</u>	<u>Label</u>
78	1.5	2	Fire/explosion
2	0.0	3	Immersion
1	0.0	6	Injured in vehicle (other than cargo/equipment loss/shift)
1	0.0	7	Other noncollision
24	0.5	8	Pedestrian
2	0.0	9	Pedalcycle
135	2.6	12	Motor vehicle in-transport on same roadway
22	0.4	13	Motor vehicle in-transport on different roadway
20	0.4	14	Parked motor vehicle (not in-transport)
4	0.1	18	Other object (not fixed)
4	0.1	19	Building
13	0.2	21	Bridge pier or abutment
13	0.2	23	Bridge rail
61	1.2	24	Guardrail face
35	0.7	25	Concrete traffic barrier
5	0.1	26	Other traffic barrier
20	0.4	27	Highway/traffic sign post/sign
3	0.1	28	Overhead sign support/sign
3	0.1	29	Luminaire/light support
33	0.6	30	Utility pole
6	0.1	31	Other post, other pole or other supports
11	0.2	32	Culvert
12	0.2	33	Curb
67	1.3	34	Ditch
12	0.2	35	Embankment – earth
2	0.0	36	Embankment – rock, stone or concrete
17	0.3	37	Embankment – material type unknown
39	0.7	38	Fence
5	0.1	39	Wall
2	0.0	40	Fire hydrant
1	0.0	41	Shrubbery
57	1.1	42	Tree (standing tree only)
10	0.2	43	Other fixed object
2	0.0	46	Traffic signal support/signal
1	0.0	47	Vehicle occupant struck or run over by own vehicle
49	0.9	51	Jackknife
4	0.1	52	Guardrail end
16	0.3	53	Mail box
12	0.2	54	Motor vehicle in-transport strikes or is struck by cargo, persons, objects set in motion by another vehicle in-transport
21	0.4	60	Cargo/equipment loss or shift
27	0.5	62	Separation of units
64	1.2	63	Ran off road – right
149	2.8	64	Ran off road – left
59	1.1	65	Cross median/centerline
9	0.2	67	Vehicle went airborne

TRUCKS INVOLVED IN FATAL ACCIDENTS, 2006  
FARS VEHICLE VARIABLES

Variable	Name	Format	Type	Length
v176	EVENT #4	FSEQ04F	Numeric	3

EVENT #4 RELATED TO THIS MOTOR VEHICLE

<u>N</u>	<u>Prcnt</u>	<u>Code</u>	<u>Label</u>
4,501	85.7	0	No event
143	2.7	1	Overturn/rollover
55	1.0	2	Fire/explosion
6	0.1	3	Immersion
3	0.1	5	Fell/jumped from vehicle
1	0.0	7	Other noncollision
11	0.2	8	Pedestrian
1	0.0	9	Pedalcycle
64	1.2	12	Motor vehicle in-transport on same roadway
14	0.3	13	Motor vehicle in-transport on different roadway
10	0.2	14	Parked motor vehicle (not in-transport)
1	0.0	17	Boulder
1	0.0	18	Other object (not fixed)
7	0.1	19	Building
7	0.1	21	Bridge pier or abutment
1	0.0	22	Bridge parapet end
2	0.0	23	Bridge rail
20	0.4	24	Guardrail face
2	0.0	25	Concrete traffic barrier
2	0.0	26	Other traffic barrier
9	0.2	27	Highway/traffic sign post/sign
1	0.0	28	Overhead sign support/sign
4	0.1	29	Luminaire/light support
17	0.3	30	Utility pole
3	0.1	31	Other post, other pole or other supports
6	0.1	32	Culvert
3	0.1	33	Curb
30	0.6	34	Ditch
14	0.3	35	Embankment – earth
4	0.1	36	Embankment – rock, stone or concrete
9	0.2	37	Embankment – material type unknown
36	0.7	38	Fence
6	0.1	39	Wall
1	0.0	41	Shrubbery
55	1.0	42	Tree (standing tree only)
7	0.1	43	Other fixed object
1	0.0	45	Working motor vehicle (construction, maintenance, utility vehicle)
2	0.0	46	Traffic signal support/signal
1	0.0	47	Vehicle occupant struck or run over by own vehicle
2	0.0	50	Bridge overhead structure

<u>N</u>	<u>Prcnt</u>	<u>Code</u>	<u>Label</u>
26	0.5	51	Jackknife
1	0.0	52	Guardrail end
5	0.1	53	Mail box
10	0.2	54	Motor vehicle in-transport strikes or is struck by cargo, persons, objects set in motion by another vehicle in-transport
18	0.3	60	Cargo/equipment loss or shift
13	0.2	62	Separation of units
26	0.5	63	Ran off road – right
54	1.0	64	Ran off road – left
22	0.4	65	Cross median/centerline
11	0.2	67	Vehicle went airborne
1	0.0	99	Unknown

Variable	Name	Format	Type	Length
v177	EVENT #5	FSEQ04F	Numeric	3

EVENT #5 RELATED TO THIS MOTOR VEHICLE

<u>N</u>	<u>Prcnt</u>	<u>Code</u>	<u>Label</u>
4,902	93.4	0	No event
66	1.3	1	Overturn/rollover
26	0.5	2	Fire/explosion
5	0.1	3	Immersion
1	0.0	7	Other noncollision
7	0.1	8	Pedestrian
29	0.6	12	Motor vehicle in-transport on same roadway
8	0.2	13	Motor vehicle in-transport on different roadway
13	0.2	14	Parked motor vehicle (not in-transport)
1	0.0	18	Other object (not fixed)
1	0.0	19	Building
2	0.0	21	Bridge pier or abutment
4	0.1	23	Bridge rail
10	0.2	24	Guardrail face
4	0.1	25	Concrete traffic barrier
1	0.0	26	Other traffic barrier
4	0.1	27	Highway/traffic sign post/sign
1	0.0	29	Luminaire/light support
4	0.1	30	Utility pole
2	0.0	31	Other post, other pole or other supports
1	0.0	32	Culvert
1	0.0	33	Curb
7	0.1	34	Ditch
7	0.1	35	Embankment – earth
1	0.0	36	Embankment – rock, stone or concrete
10	0.2	37	Embankment – material type unknown

TRUCKS INVOLVED IN FATAL ACCIDENTS, 2006  
FARS VEHICLE VARIABLES

<u>N</u>	<u>Prcnt</u>	<u>Code</u>	<u>Label</u>
20	0.4	38	Fence
2	0.0	39	Wall
1	0.0	40	Fire hydrant
1	0.0	41	Shrubbery
27	0.5	42	Tree (standing tree only)
6	0.1	43	Other fixed object
1	0.0	46	Traffic signal support/signal
1	0.0	50	Bridge overhead structure
11	0.2	51	Jackknife
2	0.0	53	Mail box
8	0.2	54	Motor vehicle in-transport strikes or is struck by cargo, persons, objects set in motion by another vehicle in-transport
8	0.2	60	Cargo/equipment loss or shift
7	0.1	62	Separation of units
11	0.2	63	Ran off road – right
14	0.3	64	Ran off road – left
6	0.1	65	Cross median/centerline
4	0.1	67	Vehicle went airborne
2	0.0	99	Unknown

Variable	Name	Format	Type	Length
v178	EVENT #6	FSEQ04F	Numeric	3

EVENT #6 RELATED TO THIS MOTOR VEHICLE

<u>N</u>	<u>Prcnt</u>	<u>Code</u>	<u>Label</u>
5,112	97.4	0	No event
24	0.5	1	Overturn/rollover
30	0.6	2	Fire/explosion
3	0.1	3	Immersion
2	0.0	8	Pedestrian
11	0.2	12	Motor vehicle in-transport on same roadway
5	0.1	13	Motor vehicle in-transport on different roadway
5	0.1	14	Parked motor vehicle (not in-transport)
1	0.0	15	Nonmotorist on personal conveyance
7	0.1	24	Guardrail face
1	0.0	25	Concrete traffic barrier
2	0.0	30	Utility pole
1	0.0	32	Culvert
3	0.1	34	Ditch
2	0.0	35	Embankment – earth
1	0.0	37	Embankment – material type unknown
5	0.1	38	Fence
1	0.0	39	Wall
12	0.2	42	Tree (standing tree only)



TRUCKS INVOLVED IN FATAL ACCIDENTS, 2006  
 FARS VEHICLE VARIABLES

<u>N</u>	<u>Prcnt</u>	<u>Code</u>	<u>Label</u>
1	0.0	43	Other fixed object
4	0.1	51	Jackknife
3	0.1	54	Motor vehicle in-transport strikes or is struck by cargo, persons, objects set in motion by another vehicle in-transport
5	0.1	60	Cargo/equipment loss or shift
4	0.1	62	Separation of units
1	0.0	63	Ran off road – right
3	0.1	64	Ran off road – left
1	0.0	99	Unknown

TRUCKS INVOLVED IN FATAL ACCIDENTS, 2006  
FARS VEHICLE VARIABLES

### The DRIVER Variables

Variables 207 through 236 describe the driver of the truck involved in the accident

Variable	Name	Format	Type	Length
v207	DRIVER PRESENCE	FDRIVER	Numeric	3

<u>N</u>	<u>Prcnt</u>	<u>Code</u>	<u>Label</u>
5,204	99.1	1	Driver operated vehicle
40	0.8	2	Driverless
6	0.1	3	Driver left scene
0	0.0	4	Motor vehicle not in-transport (parked, stopped off roadway/working/in motion outside trafficway)

Variable	Name	Format	Type	Length
v208	DRIVER DRINKING	FDRIVEDR	Numeric	3

<u>N</u>	<u>Prcnt</u>	<u>Code</u>	<u>Label</u>
5,108	97.3	0	No drinking reported
142	2.7	1	Drinking reported
0	0.0	8	Not reported

Variable	Name	Format	Type	Length
v209	LICENSE STATE	FSTATES	Numeric	3

<u>N</u>	<u>Prcnt</u>	<u>Code</u>	<u>Label</u>
139	2.6	1	Alabama
7	0.1	2	Alaska
111	2.1	4	Arizona
105	2.0	5	Arkansas
390	7.4	6	California
70	1.3	8	Colorado
22	0.4	9	Connecticut
23	0.4	10	Delaware
1	0.0	11	District of Columbia
365	7.0	12	Florida
246	4.7	13	Georgia
9	0.2	15	Hawaii
45	0.9	16	Idaho
171	3.3	17	Illinois
107	2.0	18	Indiana
89	1.7	19	Iowa
54	1.0	20	Kansas
124	2.4	21	Kentucky
95	1.8	22	Louisiana

TRUCKS INVOLVED IN FATAL ACCIDENTS, 2006  
FARS DRIVER VARIABLES

<u>N</u>	<u>Prcnt</u>	<u>Code</u>	<u>Label</u>
24	0.5	23	Maine
61	1.2	24	Maryland
43	0.8	25	Massachusetts
140	2.7	26	Michigan
71	1.4	27	Minnesota
89	1.7	28	Mississippi
145	2.8	29	Missouri
24	0.5	30	Montana
38	0.7	31	Nebraska
41	0.8	32	Nevada
8	0.2	33	New Hampshire
80	1.5	34	New Jersey
38	0.7	35	New Mexico
152	2.9	36	New York
191	3.6	37	North Carolina
16	0.3	38	North Dakota
154	2.9	39	Ohio
119	2.3	40	Oklahoma
62	1.2	41	Oregon
183	3.5	42	Pennsylvania
10	0.2	44	Rhode Island
106	2.0	45	South Carolina
24	0.5	46	South Dakota
143	2.7	47	Tennessee
564	10.7	48	Texas
41	0.8	49	Utah
12	0.2	50	Vermont
107	2.0	51	Virginia
78	1.5	53	Washington
47	0.9	54	West Virginia
83	1.6	55	Wisconsin
21	0.4	56	Wyoming
48	0.9	95	Canada
9	0.2	96	Mexico
33	0.6	97	Other foreign country
72	1.4	99	Unknown

Variable	Name	Format	Type	Length
v210A	NON_CD_L LICENSE TYPE	FLTYPF	Numeric	3

NON-CDL LICENSE TYPE, REGARDLESS OF VEHICLE DRIVEN

<u>N</u>	<u>Prcnt</u>	<u>Code</u>	<u>Label</u>
23	0.4	0	Not licensed

<u>N</u>	<u>Prcnt</u>	<u>Code</u>	<u>Label</u>
5,049	96.2	1	Full driver license
5	0.1	2	Intermediate driver license
1	0.0	7	Learner's Permit
0	0.0	8	Temporary license
172	3.3	9	Unknown license type

Variable	Name	Format	Type	Length
v210B	NON-CDL LICENSE STATUS	FLST93F	Numeric	3

NON-CDL LICENSE STATUS, REGARDLESS OF VEHICLE DRIVEN

<u>N</u>	<u>Prcnt</u>	<u>Code</u>	<u>Label</u>
23	0.4	0	Not licensed
72	1.4	1	Suspended
4	0.1	2	Revoked
14	0.3	3	Expired
9	0.2	4	Canceled or denied
4,953	94.3	6	Valid
175	3.3	9	Unknown license status

Variable	Name	Format	Type	Length
v211	LICENSE CLASS COMPLIANCE	FCOM87F	Numeric	3

LICENSE COMPLIANCE (FOR THIS CLASS VEHICLE)

<u>N</u>	<u>Prcnt</u>	<u>Code</u>	<u>Label</u>
25	0.5	0	Not licensed
2	0.0	1	No license required for this class vehicle
168	3.2	2	No valid license for this class vehicle
4,848	92.3	3	Valid license for this class vehicle
15	0.3	8	Unknown if CDL/CDL endorsement required for this vehicle
192	3.7	9	Unknown

Variable	Name	Format	Type	Length
v212	CDL LICENSE STATUS	FCDL93F	Numeric	3

COMMERCIAL MOTOR VEHICLE LICENSE STATUS

<u>N</u>	<u>Prcnt</u>	<u>Code</u>	<u>Label</u>
778	14.8	0	No (CDL)
50	1.0	1	Suspended
4	0.1	2	Revoked
21	0.4	3	Expired

TRUCKS INVOLVED IN FATAL ACCIDENTS, 2006  
FARS DRIVER VARIABLES

<u>N</u>	<u>Prcnt</u>	<u>Code</u>	<u>Label</u>
2	0.0	4	Canceled or denied
5	0.1	5	Disqualified
4,169	79.4	6	Valid
6	0.1	7	Learner's permit
25	0.5	8	Other – not valid
190	3.6	9	Unknown

Variable	Name	Format	Type	Length
v213	LICENSE ENDORSEMENTS	FEND91F	Numeric	3

COMPLIANCE WITH LICENSE ENDORSEMENTS

<u>N</u>	<u>Prcnt</u>	<u>Code</u>	<u>Label</u>
3,487	66.4	0	No endorsements required for this vehicle
982	18.7	1	Endorsement(s) required, complied with
27	0.5	2	Endorsement(s) required, not complied with
363	6.9	3	Endorsement(s) required, compliance unknown
391	7.4	9	Unknown, if required

Variable	Name	Format	Type	Length
v214	LICENSE RESTRICTIONS MET	FLREST	Numeric	3

COMPLIANCE WITH LICENSE RESTRICTIONS

<u>N</u>	<u>Prcnt</u>	<u>Code</u>	<u>Label</u>
3,600	68.6	0	No restrictions or not applicable
358	6.8	1	Restrictions complied with
9	0.2	2	Restrictions not complied with
1,083	20.6	3	Restrictions, compliance unknown
200	3.8	9	Unknown

Variable	Name	Format	Type	Length
v216	NUMBER OF PREV ACCIDENTS	FNOPAC	Numeric	3

NUMBER OF PREVIOUS RECORDED ACCIDENTS

<u>N</u>	<u>Prcnt</u>	<u>Code</u>	<u>Label</u>
3,947	75.2	0	0 accidents
595	11.3	1	1 accident
134	2.6	2	2 accidents
15	0.3	3	3 accidents
3	0.1	4	4 accidents
2	0.0	5	5 accidents

<u>N</u>	<u>Prcnt</u>	<u>Code</u>	<u>Label</u>
1	0.0	6	6 accidents
1	0.0	7	7 accidents
329	6.3	98	Accidents not reported on driving record
223	4.2	99	Unknown

Variable	Name	Format	Type	Length
v217	NUMBER PREV SUSPENSIONS	FNOPSUS	Numeric	3

---

NUMBER OF PREVIOUS SUSPENSIONS/REVOICATIONS

<u>N</u>	<u>Prcnt</u>	<u>Code</u>	<u>Label</u>
4,609	87.8	0	0 suspensions
251	4.8	1	1 suspension
92	1.8	2	2 suspensions
30	0.6	3	3 suspensions
24	0.5	4	4 suspensions
7	0.1	5	5 suspensions
5	0.1	6	6 suspensions
5	0.1	7	7 suspensions
2	0.0	8	8 suspensions
1	0.0	10	10 suspensions
1	0.0	11	11 suspensions
223	4.2	99	Unknown

Variable	Name	Format	Type	Length
v218	NUMBER OF PREV DWI CONV	FNODWI	Numeric	3

---

NUMBER OF PREVIOUS DWI CONVICTIONS

<u>N</u>	<u>Prcnt</u>	<u>Code</u>	<u>Label</u>
4,990	95.0	0	0 DWI convictions
30	0.6	1	1 DWI conviction
5	0.1	2	2 DWI convictions
1	0.0	3	3 DWI convictions
1	0.0	4	4 DWI convictions
223	4.2	99	Unknown

TRUCKS INVOLVED IN FATAL ACCIDENTS, 2006  
FARS DRIVER VARIABLES

Variable	Name	Format	Type	Length
v219	NUM PREV SPEEDING CONV	FNOPSPD	Numeric	3

NUMBER OF PREVIOUS SPEEDING CONVICTIONS

<u>N</u>	<u>Prcnt</u>	<u>Code</u>	<u>Label</u>
3,839	73.1	0	0 speed convictions
840	16.0	1	1 speed conviction
249	4.7	2	2 speed convictions
68	1.3	3	3 speed convictions
24	0.5	4	4 speed convictions
4	0.1	5	5 speed convictions
1	0.0	6	6 speed convictions
1	0.0	7	7 speed convictions
1	0.0	8	8 speed convictions
223	4.2	99	Unknown

Variable	Name	Format	Type	Length
v220	NUM PREV OTHER MV CONV	FNOPTH	Numeric	3

NUMBER PREVIOUS OTHER HARMFUL MOVING VIOLATIONS CONVICTIONS

<u>N</u>	<u>Prcnt</u>	<u>Code</u>	<u>Label</u>
3,833	73.0	0	0 other convictions
833	15.9	1	1 other conviction
230	4.4	2	2 other convictions
77	1.5	3	3 other convictions
31	0.6	4	4 other convictions
13	0.2	5	5 other convictions
5	0.1	6	6 other convictions
1	0.0	7	7 other convictions
1	0.0	8	8 other convictions
2	0.0	9	9 other convictions
1	0.0	20	20 other convictions
223	4.2	99	Unknown

Variable	Name	Format	Type	Length
v221	LAST ACCIDENT – MONTH	FACMONTH	Numeric	3

LAST ACCIDENT/SUSPENSION/CONVICTION – MONTH

<u>N</u>	<u>Prcnt</u>	<u>Code</u>	<u>Label</u>
2,615	49.8	0	No record
182	3.5	1	January
182	3.5	2	February



<u>N</u>	<u>Prcnt</u>	<u>Code</u>	<u>Label</u>
199	3.8	3	March
172	3.3	4	April
216	4.1	5	May
209	4.0	6	June
191	3.6	7	July
238	4.5	8	August
212	4.0	9	September
208	4.0	10	October
196	3.7	11	November
207	3.9	12	December
223	4.2	99	Unknown

Variable	Name	Format	Type	Length
v222	LAST ACCIDENT – YEAR		Numeric	4

LAST ACCIDENT/SUSPENSION/CONVICTION – YEAR

<u>N</u>	<u>Prcnt</u>	<u>Code</u>	<u>Label</u>
2,615	49.8	0	No record
208	4.0	2003	2003
627	11.9	2004	2004
886	16.9	2005	2005
691	13.2	2006	2006
223	4.2	9999	Unknown

Variable	Name	Format	Type	Length
v223	FIRST ACCIDENT – MONTH	FACMONTH	Numeric	3

1ST ACCIDENT/SUSPENSION/CONVICTION – MONTH

<u>N</u>	<u>Prcnt</u>	<u>Code</u>	<u>Label</u>
2,615	49.8	0	No record
186	3.5	1	January
194	3.7	2	February
165	3.1	3	March
198	3.8	4	April
232	4.4	5	May
227	4.3	6	June
188	3.6	7	July
199	3.8	8	August
209	4.0	9	September
202	3.8	10	October
210	4.0	11	November

TRUCKS INVOLVED IN FATAL ACCIDENTS, 2006  
FARS DRIVER VARIABLES

<u>N</u>	<u>Prcnt</u>	<u>Code</u>	<u>Label</u>
202	3.8	12	December
223	4.2	99	Unknown

Variable	Name	Format	Type	Length
v224	FIRST ACCIDENT – YEAR		Numeric	4

1ST ACCIDENT/SUSPENSION/CONVICTION – YEAR

<u>N</u>	<u>Prcnt</u>	<u>Code</u>	<u>Label</u>
2,615	49.8	0	No record
544	10.4	2003	2003
954	18.2	2004	2004
645	12.3	2005	2005
269	5.1	2006	2006
223	4.2	9999	Unknown

Variable	Name	Format	Type	Length
v227	DRIVER RELATED FACTORS#1	FDRF02F	Numeric	3

FACTORS AT DRIVER LEVEL – RESPONSE #1

<u>N</u>	<u>Prcnt</u>	<u>Code</u>	<u>Label</u>
3,164	60.3	0	None

Physical/Mental Condition

61	1.2	1	Drowsy, sleepy, asleep, fatigued
11	0.2	2	Ill, passed out/blackout
2	0.0	3	Emotional (e.g., depression, angry, disturbed)
0	0.0	4	Reaction to or failure to take drugs/medication
73	1.4	5	Under the influence of alcohol, drugs or medication
229	4.4	6	Careless/inattentive
0	0.0	7	Restricted to wheelchair
2	0.0	8	Aggressive driving/road rage
0	0.0	9	Impaired due to previous injury
0	0.0	11	Other physical impairment (includes paraplegic)
0	0.0	12	Mother of dead fetus
0	0.0	13	Mentally challenged

Miscellaneous Factors

0	0.0	15	Seat back not in normal upright position, seat back reclined
0	0.0	16	Police or law enforcement officer
1	0.0	18	Traveling on prohibited trafficways
0	0.0	19	Legally driving on suspended or revoked license
21	0.4	20	Leaving vehicle unattended with engine running

TRUCKS INVOLVED IN FATAL ACCIDENTS, 2006  
FARS DRIVER VARIABLES

<u>N</u>	<u>Prcnt</u>	<u>Code</u>	<u>Label</u>
17	0.3	21	Overloading/improper loading of vehicle with passenger or cargo
1	0.0	22	Towing or pushing improperly
2	0.0	23	Failing to dim lights or to have lights on when required
19	0.4	24	Operating without required equipment
77	1.5	26	Following improperly
33	0.6	27	Improper or erratic lane changing
411	7.8	28	Failure to keep in proper lane
10	0.2	29	Illegal driving on road shoulder, ditch, sidewalk, median
2	0.0	30	Making improper entry to or exit from trafficway
13	0.2	31	Starting or backing improperly
0	0.0	32	Opening closure into moving traffic or while vehicle is in motion
5	0.1	33	Passing where prohibited by posted signs, school bus warning, etc
0	0.0	34	Passing on wrong side
4	0.1	35	Pass with insufficient distance/inadequate visibility; failing to yield to overtaking vehicle
33	0.6	36	Operating vehicle in an erratic, reckless, negligent manner
1	0.0	37	Police pursuing this driver or police officer in pursuit
182	3.5	38	Failure to yield right-of-way
97	1.8	39	Failure to obey traffic signs, control devices, officers, etc
1	0.0	40	Passing through or around barrier
0	0.0	41	Failure to observe warnings/instructions on vehicle displaying them
2	0.0	42	Failure to signal intentions
254	4.8	44	Driving too fast for conditions/in excess of posted maximum
3	0.1	45	Driving less than posted minimum
0	0.0	46	Racing
5	0.1	47	Making right turn from left turn lane; or left turn from right turn lane
40	0.8	48	Making other improper turn
0	0.0	50	Driving wrong way on one-way traffic
4	0.1	51	Driving on wrong side of road (intentional or unintentional)
2	0.0	52	Operator inexperience
2	0.0	53	Unfamiliar with roadway
33	0.6	54	Stopped in roadway (vehicle not abandoned)
0	0.0	55	Underriding a parked truck
0	0.0	57	Locked wheel
21	0.4	58	Overcorrecting
2	0.0	59	Getting off/out of or on/into vehicle

Vision Obscured By:

20	0.4	61	Rain, snow, fog, smoke, sand, dust
2	0.0	62	Reflected glare, bright sunlight, headlights
5	0.1	63	Curve, hill, design features (includes traffic signs, embankment)
0	0.0	64	Building, billboard, other structures
3	0.1	65	Trees, crops, vegetation
6	0.1	66	Motor vehicle (including load)

TRUCKS INVOLVED IN FATAL ACCIDENTS, 2006  
FARS DRIVER VARIABLES

<u>N</u>	<u>Prcnt</u>	<u>Code</u>	<u>Label</u>
2	0.0	67	Parked vehicle
0	0.0	68	Splash or spray of passing vehicle
0	0.0	69	Inadequate defrost or defog system
0	0.0	70	Inadequate lighting system
2	0.0	71	Obstructing angles on vehicle
0	0.0	72	Mirrors
0	0.0	75	Broken or improperly cleaned windshield
3	0.1	76	Other visual obstruction
Skidding, Swerving, Sliding due to:			
1	0.0	77	Severe crosswind
0	0.0	78	Wind from passing truck
1	0.0	79	Slippery or loose surface
11	0.2	80	Tire blow-out or flat
2	0.0	81	Debris or objects in road
3	0.1	82	Ruts, holes, bumps in road
7	0.1	83	Live animals in road
17	0.3	84	Vehicle in road
3	0.1	85	Phantom vehicle
17	0.3	86	Pedestrian, pedalcyclist, or other nonmotorist
17	0.3	87	Ice, snow, slush, water, sand, dirt, oil, wet leaves on road
0	0.0	88	Trailer fishtailing or swaying
Special Circumstances			
0	0.0	73	Driver not complied with learner's permit/intermediate drivers license restrictions
5	0.1	74	Driver not complied with physical/other imposed restrictions
4	0.1	89	Driver has a record/driver's license from more than 1 state
18	0.3	90	Hit and run vehicle, driver
19	0.4	91	Nontraffic violation charged – manslaughter, homicide, other
73	1.4	92	Other nonmoving traffic violations
Possible distractions (inside vehicle)			
110	2.1	93	Cellular phone present in vehicle
1	0.0	94	Cellular phone in use in vehicle
0	0.0	95	Computer/fax machines/printers
0	0.0	96	On-board navigation system
2	0.0	97	Two-way radio
0	0.0	98	Head-up display
56	1.1	99	Unknown

Variable	Name	Format	Type	Length
v228	DRIVER RELATED FACTORS#2	FDRF02F	Numeric	3

FACTORS AT DRIVER LEVEL – RESPONSE #2

<u>N</u>	<u>Prcnt</u>	<u>Code</u>	<u>Label</u>
4,372	83.3	0	None
Physical/Mental Condition:			
15	0.3	1	Drowsy, sleepy, asleep, fatigued
5	0.1	2	Ill, passed out/blackout
1	0.0	3	Emotional (e.g., depression, angry, disturbed)
20	0.4	5	Under the influence of alcohol, drugs or medication
59	1.1	6	Careless/inattentive
2	0.0	8	Aggressive driving/road rage
Miscellaneous Factors			
1	0.0	16	Police or law enforcement officer
1	0.0	20	Leaving vehicle unattended with engine running
4	0.1	21	Overloading/improper loading of vehicle with passengers or cargo
12	0.2	24	Operating without required equipment
26	0.5	26	Following improperly
13	0.2	27	Improper or erratic lane changing
186	3.5	28	Failure to keep in proper lane
1	0.0	30	Making improper entry to or exit from trafficway
6	0.1	31	Starting or backing improperly
3	0.1	33	Passing where prohibited by posted signs, school bus warning, etc
2	0.0	35	Pass with insufficient distance/inadequate visibility; failing to yield to overtaking vehicle
20	0.4	36	Operating vehicle in an erratic, reckless, negligent manner
1	0.0	37	Police pursuing this driver or police officer in pursuit
43	0.8	38	Failure to yield right-of-way
38	0.7	39	Failure to obey traffic signs, control devices, officers, etc
2	0.0	41	Failure to observe warnings/instructions on vehicle displaying them
155	3.0	44	Driving too fast for conditions/in excess of posted maximum
3	0.1	45	Driving less than posted minimum
1	0.0	47	Making right turn from left turn lane; or left turn from right turn lane
17	0.3	48	Making other improper turn
4	0.1	51	Driving on wrong side of road (intentional or unintentional)
3	0.1	52	Operator inexperience
5	0.1	53	Unfamiliar with roadway
1	0.0	54	Stopped in roadway (vehicle not abandoned)
1	0.0	57	Locked wheel
33	0.6	58	Overcorrecting

TRUCKS INVOLVED IN FATAL ACCIDENTS, 2006  
FARS DRIVER VARIABLES

<u>N</u>	<u>Prcnt</u>	<u>Code</u>	<u>Label</u>
Vision Obscured By:			
13	0.2	61	Rain, snow, fog, smoke, sand, dust
7	0.1	63	Curve, hill, design features (includes traffic signs, embankment)
3	0.1	66	Motor vehicle (including load)
1	0.0	68	Splash or spray of passing vehicle
1	0.0	70	Inadequate lighting system
1	0.0	71	Obstructing angles on vehicle
1	0.0	72	Mirrors
2	0.0	76	Other visual obstruction
Skidding, Swerving, Sliding due to:			
2	0.0	77	Severe crosswind
3	0.1	80	Tire blow-out or flat
1	0.0	81	Debris or objects in road
1	0.0	83	Live animals in road
8	0.2	84	Vehicle in road
6	0.1	85	Phantom vehicle
4	0.1	86	Pedestrian, pedalcyclist, or other nonmotorist
14	0.3	87	Ice, snow, slush, water, sand, dirt, oil, wet leaves on road
1	0.0	88	Trailer fishtailing or swaying
Special Circumstances			
1	0.0	74	Driver not complied with physical/other imposed restrictions
2	0.0	89	Driver has a record/driver's license from more than 1 state
8	0.2	90	Hit and run vehicle, driver
11	0.2	91	Nontraffic violation charged – manslaughter, homicide, other
27	0.5	92	Other nonmoving traffic violations
Possible Distractions Inside Vehicle			
18	0.3	93	Cellular phone present in vehicle
2	0.0	94	Cellular phone in use in vehicle
56	1.1	99	Unknown

Variable	Name	Format	Type	Length
v229	DRIVER RELATED FACTORS#3	FDRF02F	Numeric	3

## FACTORS AT DRIVER LEVEL – RESPONSE #3

<u>N</u>	<u>Prcnt</u>	<u>Code</u>	<u>Label</u>
4,924	93.8	0	None

## Physical/Mental Condition:

4	0.1	1	Drowsy, sleepy, asleep, fatigued
---	-----	---	----------------------------------

TRUCKS INVOLVED IN FATAL ACCIDENTS, 2006  
 FARS DRIVER VARIABLES

<u>N</u>	<u>Prcnt</u>	<u>Code</u>	<u>Label</u>
2	0.0	2	Ill, passed out/blackout
8	0.2	5	Under the influence of alcohol, drugs or medication
10	0.2	6	Careless/inattentive
Miscellaneous Factors			
4	0.1	24	Operating without required equipment
2	0.0	26	Following improperly
2	0.0	27	Improper or erratic lane changing
51	1.0	28	Failure to keep in proper lane
1	0.0	30	Making improper entry to or exit from trafficway
2	0.0	31	Starting or backing improperly
1	0.0	33	Passing where prohibited by posted signs, school bus warning, etc
1	0.0	35	Pass with insufficient distance/inadequate visibility; failing to yield to overtaking vehicle
13	0.2	36	Operating vehicle in an erratic, reckless, negligent manner
2	0.0	38	Failure to yield right-of-way
6	0.1	39	Fail to obey traffic signs, control devices, officers, etc
32	0.6	44	Driving too fast for conditions/in excess of posted maximum
1	0.0	45	Driving less than posted minimum
1	0.0	47	Making right turn from left turn lane; or left turn from right turn lane
3	0.1	48	Making other improper turn
3	0.1	51	Driving on wrong side of road (intentional or unintentional)
1	0.0	52	Operator inexperience
7	0.1	53	Unfamiliar with roadway
2	0.0	57	Locked wheel
25	0.5	58	Overcorrecting
Vision Obscured By:			
12	0.2	61	Rain, snow, fog, smoke, sand, dust
4	0.1	63	Curve, hill, design features (includes traffic signs, embankment)
3	0.1	65	Trees, crops, vegetation
Skidding, Swerving, Sliding due to:			
3	0.1	77	Severe crosswind
1	0.0	83	Live animals in road
3	0.1	84	Vehicle in road
2	0.0	85	Phantom vehicle
1	0.0	86	Pedestrian, pedalcyclist, or other nonmotorist
12	0.2	87	Ice, snow, slush, water, sand, dirt, oil, wet leaves on road
Special Circumstances			
3	0.1	74	Driver not complied with physical/other imposed restrictions
1	0.0	89	Driver has a record/driver's license from more than 1 state
4	0.1	90	Hit and run vehicle, driver
5	0.1	91	Nontraffic violation charged – manslaughter, homicide, other

TRUCKS INVOLVED IN FATAL ACCIDENTS, 2006  
FARS DRIVER VARIABLES

<u>N</u>	<u>Prcnt</u>	<u>Code</u>	<u>Label</u>
14	0.3	92	Other nonmoving traffic violations
Possible Distractions (inside vehicle)			
14	0.3	93	Cellular phone present in vehicle
4	0.1	94	Cellular phone in use in vehicle
56	1.1	99	Unknown

Variable	Name	Format	Type	Length
v230	DRIVER RELATED FACTORS#4	FDRF02F	Numeric	3

## FACTORS AT DRIVER LEVEL – RESPONSE #4

<u>N</u>	<u>Prcnt</u>	<u>Code</u>	<u>Label</u>
5,128	97.7	0	None
Physical/Mental Condition:			
4	0.1	6	Careless/inattentive
Miscellaneous Factors			
2	0.0	21	Overloading/improper loading of vehicle with passengers or cargo
1	0.0	24	Operating without required equipment
1	0.0	26	Following improperly
16	0.3	28	Failure to keep in proper lane
1	0.0	29	Illegal driving on road shoulder, ditch, sidewalk, median
1	0.0	36	Operating vehicle in an erratic, reckless, negligent manner
1	0.0	38	Failure to yield right-of-way
1	0.0	39	Failure to obey traffic signs, control devices, officers, etc
3	0.1	48	Making other improper turn
2	0.0	54	Stopped in roadway (vehicle not abandoned)
5	0.1	58	Overcorrecting
Vision Obscured By:			
3	0.1	61	Rain, snow, fog, smoke, sand, dust
2	0.0	62	Reflected glare, bright sunlight, headlights
1	0.0	63	Curve, hill, design features (includes traffic signs, embankment)
1	0.0	65	Trees, crops, vegetation
Skidding, Swerving, Sliding due to:			
1	0.0	77	Severe crosswind
2	0.0	80	Tire blow-out or flat
2	0.0	87	Ice, snow, slush, water, sand, dirt, oil, wet leaves on road
Special Circumstances			
1	0.0	89	Driver has a record/driver's license from more than 1 state



<u>N</u>	<u>Prcnt</u>	<u>Code</u>	<u>Label</u>
2	0.0	90	Hit and run vehicle, driver
4	0.1	91	Nontraffic violation charged – manslaughter, homicide, other
4	0.1	92	Other nonmoving traffic violations
Possible Distractions (inside vehicle)			
5	0.1	93	Cellular phone present in vehicle
56	1.1	99	Unknown

Variable	Name	Format	Type	Length
v231	VIOLATIONS CHARGED#1	FVCHG97F	Numeric	3

<u>N</u>	<u>Prcnt</u>	<u>Code</u>	<u>Label</u>
4,673	89.0	0	None
Reckless/Careless/Hit-and-Run Type Offenses			
87	1.7	1	Manslaughter or homicide
11	0.2	2	Willful reckless driving; driving to endanger; negligent
29	0.6	3	Unsafe reckless (not willful, wanton, reckless) driving
33	0.6	4	Inattentive, careless, improper driving
0	0.0	5	Fleeing or eluding police
0	0.0	6	Failure to obey police, fireman, authorized person directing traffic
2	0.0	7	Hit-and-run, failure to stop after accident
0	0.0	8	Failure to give aid, information., wait for police after accident
2	0.0	9	Serious violation resulting in death
Impairment Offenses			
14	0.3	11	Driving while intoxicated (alcohol/drugs) or BAC above limit
1	0.0	12	Driving while impaired
0	0.0	13	Driving under influence of substance not intended to intoxicate
0	0.0	14	Drinking while operating
0	0.0	15	Illegal possession of alcohol or drugs
0	0.0	16	Driving with detectable alcohol
0	0.0	18	Refusal to submit to chemical test
1	0.0	19	Alcohol, drug, or impairment violations generally
Speed-related Offenses			
0	0.0	21	Racing
6	0.1	22	Speeding (above the speed limit)
18	0.3	23	Speed greater than reasonable and prudent
1	0.0	24	Exceed special speed limit (e.g.: for trucks, in school zone)
0	0.0	25	Energy speed (exceeding 55 MPH, non-pointable)
0	0.0	26	Driving too slowly
2	0.0	29	Speed related violations, generally

TRUCKS INVOLVED IN FATAL ACCIDENTS, 2006  
FARS DRIVER VARIABLES

<u>N</u>	<u>Prcnt</u>	<u>Code</u>	<u>Label</u>
Rules of the Road – Traffic Sign and Signals			
10	0.2	31	Failure to stop for red signal
0	0.0	32	Failure to stop for flashing red
1	0.0	33	Violation of turn on red (failure to stop/yield; yield to pedestrians before turn)
0	0.0	34	Failure to obey flashing signal (yellow or red)
3	0.1	35	Failure to obey signal generally
0	0.0	36	Violate RR grade crossing device/regulations
14	0.3	37	Failure to obey stop sign
1	0.0	38	Failure to obey yield sign
5	0.1	39	Failure to obey traffic control device
Rules of the Road – Turning, Yielding, Signaling			
2	0.0	41	Turn in violation of traffic control (disobey signs, etc.)
8	0.2	42	Improper method and position of turn (too wide, wrong lane)
1	0.0	43	Failure to signal for turn or stop
0	0.0	45	Failure to yield to emergency vehicle
39	0.7	46	Failure to yield, generally
2	0.0	48	Enter intersection when space insufficient
8	0.2	49	Turn, yield, signaling violations, generally
Rules of the Road – Wrong Side, Passing, and Following			
0	0.0	51	Driving wrong way on one-way road
2	0.0	52	Driving on left, wrong side of road generally
2	0.0	53	Improper, unsafe passing
0	0.0	54	Pass on right (drive off pavement to pass)
0	0.0	55	Pass stopped school bus
0	0.0	56	Failure to give way when overtaken
12	0.2	58	Following too closely
1	0.0	59	Wrong side, passing, following violations, generally
Rules of the Road – Lane Usage			
3	0.1	61	Unsafe or prohibited lane change
1	0.0	62	Improper use of lane
0	0.0	63	Certain traffic to use right lane (trucks, slow moving, etc.)
0	0.0	66	Motorcycle lane violations (>2 per lane, riding between lanes)
0	0.0	67	Motorcyclist attached to another vehicle
11	0.2	69	Lane violations, generally
Non-moving – License and Registration Violations			
6	0.1	71	Driving while license withdrawn (including violation of provisions of work permit)
18	0.3	72	Other driver license violations
22	0.4	73	Commercial driver violations (log book, hours, permits carried)
6	0.1	74	Vehicle registration violations
3	0.1	75	Fail to carry insurance card

<u>N</u>	<u>Prcnt</u>	<u>Code</u>	<u>Label</u>
4	0.1	76	Driving uninsured vehicle
8	0.2	79	Nonmoving violations, generally
Equipment			
1	0.0	81	Lamp violations
5	0.1	82	Brake violations
6	0.1	83	Failure to require restraint use (by self or passenger)
0	0.0	84	Motorcycle equipment violations (helmet, special equip)
0	0.0	85	Violation of hazardous cargo regulations
7	0.1	86	Size, weight, load violations
19	0.4	89	Equipment violations, generally
Other Violations			
1	0.0	91	Parking
1	0.0	92	Theft, unauthorized use of motor vehicle
0	0.0	93	Driving where prohibited (sidewalk, limited access, etc)
1	0.0	98	Other moving violation (coasting, backing, opening door)
136	2.6	99	Unknown violation

Variable	Name	Format	Type	Length
v232	VIOLATIONS CHARGED#2	FVCHG97F	Numeric	3

<u>N</u>	<u>Prcnt</u>	<u>Code</u>	<u>Label</u>
5,019	95.6	0	None
Reckless/Careless/Hit-and-Run Type Offenses			
5	0.1	1	Manslaughter or homicide
5	0.1	2	Willful reckless driving; driving to endanger; negligent
6	0.1	3	Unsafe reckless (not willful, wanton, reckless) driving
4	0.1	4	Inattentive, careless, improper driving
1	0.0	6	Failure to obey police, fireman, authorized person directing traffic
5	0.1	7	Hit-and-run, failure to stop after accident
Impairment Offenses			
7	0.1	11	Driving while intoxicated (alcohol/drugs) or BAC above limit
2	0.0	12	Driving while impaired
Speed-Related Offenses			
2	0.0	22	Speeding (above the speed limit)
3	0.1	23	Speed greater than reasonable and prudent
1	0.0	29	Speed related violations, generally

TRUCKS INVOLVED IN FATAL ACCIDENTS, 2006  
FARS DRIVER VARIABLES

<u>N</u>	<u>Prcnt</u>	<u>Code</u>	<u>Label</u>
Rules of the Road – Traffic Sign and Signals			
5	0.1	31	Failure to stop for red signal
1	0.0	37	Failure to obey stop sign
2	0.0	39	Failure to obey traffic control device
Rules of the Road – Turning, Yielding, Signaling			
1	0.0	42	Improper method and position of turn (too wide, wrong lane)
7	0.1	46	Failure to yield, generally
1	0.0	49	Turn, yield, signaling violations, generally
Rules of the Road – Wrong Side, Passing, Following			
8	0.2	52	Driving on left, wrong side of road generally
1	0.0	54	Pass on right (drive off pavement to pass)
4	0.1	58	Following too closely
Rules of the Road – Lane Usage			
1	0.0	61	Unsafe or prohibited lane change
7	0.1	69	Lane violations, generally
Non-moving – License and Registration Violations			
2	0.0	71	Driving while license withdrawn (including violation of provisions of work permit)
7	0.1	72	Other driver license violations
9	0.2	73	Commercial driver violations (log book, hours, permits carried)
3	0.1	74	Vehicle registration violations
3	0.1	76	Driving uninsured vehicle
7	0.1	79	Nonmoving violations, generally
Equipment			
1	0.0	81	Lamp violations
1	0.0	82	Brake violations
2	0.0	83	Failure to require restraint use (by self or passenger)
4	0.1	86	Size, weight, load violations
11	0.2	89	Equipment violations, generally
1	0.0	92	Theft, unauthorized use of motor vehicle
Other Violations			
3	0.1	98	Other moving violation (coasting, backing, opening door)
98	1.9	99	Unknown violation

Variable	Name	Format	Type	Length
v233	VIOLATIONS CHARGED#3	FVCHG97F	Numeric	3

<u>N</u>	<u>Prcnt</u>	<u>Code</u>	<u>Label</u>
5,111	97.4	0	None
Reckless/Careless/Hit-and-Run Type Offenses			
1	0.0	1	Manslaughter or homicide
1	0.0	4	Inattentive, careless, improper driving
1	0.0	6	Failure to obey police, fireman, authorized person directing traffic
1	0.0	7	Hit-and-run, failure to stop after accident
1	0.0	8	Failure to give aid, information, wait for police after accident
Impairment Offenses			
1	0.0	11	Driving while intoxicated (alcohol/drugs) or BAC above limit
1	0.0	12	Driving while impaired
Speed-Related Offenses			
1	0.0	22	Speeding (above the speed limit)
Rules of the Road – Traffic Sign and Signals			
2	0.0	31	Failure to stop for red signal
1	0.0	35	Failure to obey signal generally
Rules of the Road – Turning, Yielding, Signaling			
1	0.0	46	Failure to yield, generally
Rules of the Road – Wrong Side, Passing, and Following			
1	0.0	52	Driving on left, wrong side of road generally
1	0.0	53	Improper, unsafe passing
1	0.0	58	Following too closely
Rules of the Road – Lane Usage			
2	0.0	69	Lane violations, generally
Non-moving – License and Registration Violations			
2	0.0	71	Driving while license withdrawn (including violation of provisions of work permit)
8	0.2	73	Commercial driver violations (log book, hours, permits carried)
1	0.0	74	Vehicle registration violations
Equipment			
1	0.0	82	Brake violations
4	0.1	83	Failure to require restraint use (by self or passenger)
2	0.0	86	Size, weight, load violations
6	0.1	89	Equipment violations, generally

TRUCKS INVOLVED IN FATAL ACCIDENTS, 2006  
FARS DRIVER VARIABLES

<u>N</u>	<u>Prcnt</u>	<u>Code</u>	<u>Label</u>
			Other Violations
1	0.0	92	Theft, unauthorized use of motor vehicle
97	1.8	99	Unknown violation

Variable	Name	Format	Type	Length
v235	DRIVER HEIGHT (INCHES)		Numeric	3

---

<u>N</u>	<u>Prcnt</u>	<u>Code</u>	<u>Label</u>
2	0.0	59	
		-	Actual inches
1	0.0	83	
251	4.8	99	Unknown

Variable	Name	Format	Type	Length
v236	DRIVER WEIGHT		Numeric	3

---

<u>N</u>	<u>Prcnt</u>	<u>Code</u>	<u>Label</u>
1	0.0	50	
		-	Actual weight in pounds
1	0.0	440	
1,292	24.6	999	Unknown

### The OCCUPANT Variables

Variables 306 through 363 describe the occupant of the truck (i.e., the driver) and are obtained from the FARS occupant file.

Variable	Name	Format	Type	Length
v306	OCCUPANT NUMBER		Numeric	3

<u>N</u>	<u>Prcnt</u>	<u>Code</u>	<u>Label</u>
41	0.8	0	Not a motor vehicle occupant
5,209	99.2	1	Occupant #1

Variable	Name	Format	Type	Length
v308	OCCUPANT AGE	FOCCAGE	Numeric	3

<u>N</u>	<u>Prcnt</u>	<u>Code</u>	<u>Label</u>
1	0.0	9	9 years
2	0.0	16	16 years
3	0.1	17	17 years
16	0.3	18	18 years
17	0.3	19	19 years
27	0.5	20	20 years
40	0.8	21	21 years
52	1.0	22	22 years
59	1.1	23	23 years
68	1.3	24	24 years
79	1.5	25	25 years
84	1.6	26	26 years
97	1.8	27	27 years
94	1.8	28	28 years
94	1.8	29	29 years
117	2.2	30	30 years
122	2.3	31	31 years
107	2.0	32	32 years
109	2.1	33	33 years
130	2.5	34	34 years
132	2.5	35	35 years
125	2.4	36	36 years
137	2.6	37	37 years
134	2.6	38	38 years
141	2.7	39	39 years
148	2.8	40	40 years
162	3.1	41	41 years
166	3.2	42	42 years
168	3.2	43	43 years
148	2.8	44	44 years

TRUCKS INVOLVED IN FATAL ACCIDENTS, 2006  
FARS OCCUPANT VARIABLES

<u>N</u>	<u>Prcnt</u>	<u>Code</u>	<u>Label</u>
161	3.1	45	45 years
138	2.6	46	46 years
155	3.0	47	47 years
162	3.1	48	48 years
149	2.8	49	49 years
126	2.4	50	50 years
140	2.7	51	51 years
124	2.4	52	52 years
125	2.4	53	53 years
114	2.2	54	54 years
115	2.2	55	55 years
92	1.8	56	56 years
105	2.0	57	57 years
96	1.8	58	58 years
88	1.7	59	59 years
71	1.4	60	60 years
72	1.4	61	61 years
59	1.1	62	62 years
63	1.2	63	63 years
44	0.8	64	64 years
33	0.6	65	65 years
30	0.6	66	66 years
26	0.5	67	67 years
25	0.5	68	68 years
15	0.3	69	69 years
18	0.3	70	70 years
16	0.3	71	71 years
10	0.2	72	72 years
9	0.2	73	73 years
5	0.1	74	74 years
6	0.1	75	75 years
6	0.1	76	76 years
3	0.1	77	77 years
4	0.1	78	78 years
2	0.0	79	79 years
2	0.0	81	81 years
62	1.2	99	Unknown

Variable	Name	Format	Type	Length
v309	OCCUPANT SEX	FSEX	Numeric	3

<u>N</u>	<u>Prcnt</u>	<u>Code</u>	<u>Label</u>
5,041	96.0	1	Male
152	2.9	2	Female
57	1.1	9	Unknown



Variable	Name	Format	Type	Length
v310	OCCUPANT TYPE	FPTYP94F	Numeric	3

<u>N</u>	<u>Prcnt</u>	<u>Code</u>	<u>Label</u>
5,209	99.2	1	Driver of a motor vehicle in transport
41	0.8	99	Unknown occupant type

Variable	Name	Format	Type	Length
v311	OCC SEATING POSITION	FSEAT82F	Numeric	3

<u>N</u>	<u>Prcnt</u>	<u>Code</u>	<u>Label</u>
5,208	99.2	11	Front seat – left side (driver's side)
42	0.8	99	Unknown

Variable	Name	Format	Type	Length
v312	RESTRAINT SYSTEM USE	FRUSE94F	Numeric	3

<u>N</u>	<u>Prcnt</u>	<u>Code</u>	<u>Label</u>
758	14.4	0	None used/NA – not a motor vehicle occupant
17	0.3	1	Shoulder belt
154	2.9	2	Lap belt
3,856	73.4	3	Lap and shoulder belt
0	0.0	4	Child safety seat
0	0.0	5	Motorcycle helmet
0	0.0	6	Bicycle helmet
7	0.1	8	Restraint used – type unknown
2	0.0	13	Safety belt used improperly
0	0.0	14	Child safety seat used improperly
0	0.0	15	Helmets used improperly
456	8.7	99	Unknown

Variable	Name	Format	Type	Length
v313	AIR BAG AVAIL/FUNCTION	FAIRB98F	Numeric	3

AIRBAG AVAILABILITY – DEPLOYMENT

<u>N</u>	<u>Prcnt</u>	<u>Code</u>	<u>Label</u>
0	0.0	0	NA – not a motor vehicle occupant
			Deployed (for this seat)
139	2.6	1	From the front
0	0.0	2	From the side

TRUCKS INVOLVED IN FATAL ACCIDENTS, 2006  
FARS OCCUPANT VARIABLES

<u>N</u>	<u>Prcnt</u>	<u>Code</u>	<u>Label</u>
0	0.0	7	From other direction
3	0.1	8	From multiple direction
53	1.0	9	From unknown direction
Not Deployed (for this seat)			
252	4.8	20	Airbag available – no deployment
0	0.0	28	Airbag available – switched off
Unknown if deployed			
82	1.6	29	Airbag available – unknown if deployed
Not Available			
4,667	88.9	30	Not available (this seat)
0	0.0	31	Previously deployed/not replaced
0	0.0	32	Disabled/removed
54	1.0	99	Unknown if airbag available (for this seat)

Variable	Name	Format	Type	Length
v314	OCCUPANT EJECTION	FEJECT	Numeric	3

<u>N</u>	<u>Prcnt</u>	<u>Code</u>	<u>Label</u>
4,963	94.5	0	Not ejected – not applicable
182	3.5	1	Totally ejected
52	1.0	2	Partially ejected
53	1.0	9	Unknown

Variable	Name	Format	Type	Length
v315	EJECTION PATH	FEPATH	Numeric	3

<u>N</u>	<u>Prcnt</u>	<u>Code</u>	<u>Label</u>
4,963	94.5	0	Not ejected: N/A
19	0.4	1	Side door opening
21	0.4	2	Side window
19	0.4	3	Windshield
1	0.0	4	Back window
1	0.0	5	Back door/tailgate opening
0	0.0	6	Roof opening (sunroof, convertible top down)
1	0.0	7	Roof (convertible top up)
2	0.0	8	Other path (e.g., back of pickup truck)
223	4.2	9	Unknown/unknown path

Variable	Name	Format	Type	Length
v316	OCCUPANT EXTRICATION	FEXTR	Numeric	3

<u>N</u>	<u>Prcnt</u>	<u>Code</u>	<u>Label</u>
4,904	93.4	0	Not extricated – not applicable
285	5.4	1	Extricated
61	1.2	9	Unknown

Variable	Name	Format	Type	Length
v321	DRUG INVOLVEMENT	FDRUGS	Numeric	3

POLICE REPORTED OTHER DRUG INVOLVEMENT

<u>N</u>	<u>Prcnt</u>	<u>Code</u>	<u>Label</u>
1,893	36.1	0	No (other drugs not involved)
70	1.3	1	Yes (other drugs involved)
2,972	56.6	8	Not reported
315	6.0	9	Unknown (police reported as unknown)

Variable	Name	Format	Type	Length
v322	DRUG DETERMINATION	FDRUGDET	Numeric	3

METHOD OTHER DRUG DETERMINATION (POLICE)

<u>N</u>	<u>Prcnt</u>	<u>Code</u>	<u>Label</u>
294	5.6	1	Evidential test (blood, urine)
26	0.5	2	Drug Recognition Technician (DRT) determined
47	0.9	3	Behavioral
378	7.2	7	Other
4,505	85.8	8	Not reported

Variable	Name	Format	Type	Length
v323	DRUG TEST TYPE #1	FDR_TEST	Numeric	3

<u>N</u>	<u>Prcnt</u>	<u>Code</u>	<u>Label</u>
3,534	67.3	0	Not tested for drugs
1,049	20.0	1	Blood test
201	3.8	2	Urine test
28	0.5	3	Blood and urine tests
46	0.9	7	Unknown test type
11	0.2	8	Other type test
381	7.3	9	Unknown if tested for drugs

TRUCKS INVOLVED IN FATAL ACCIDENTS, 2006  
FARS OCCUPANT VARIABLES

Variable	Name	Format	Type	Length
v324	DRUG TEST RESULTS #1	FDR93RES	Numeric	3

---

<u>N</u>	<u>Prcnt</u>	<u>Code</u>	<u>Label</u>
3,534	67.3	0	Not tested for drugs
900	17.1	1	No drugs reported
1	0.0	100	
		-	Narcotic Drug
0	0.0	295	
0	0.0	300	
		-	Depressant Drug
1	0.0	395	
0	0.0	400	
		-	Stimulant Drug
6	0.1	495	
0	0.0	500	
		-	Hallucinogen Drug
0	0.0	595	
1	0.0	600	
		-	Cannabinoid Drug
11	0.2	695	
0	0.0	700	
		-	Phencylidine (PCP)
0	0.0	795	
0	0.0	800	
		-	Anabolic Steroid
0	0.0	895	
0	0.0	900	
		-	Inhalant Drug
0	0.0	995	
35	0.7	996	Other drug
253	4.8	997	Tested for drugs, results unknown
10	0.2	998	Tested for drugs, drugs found, type unknown
381	7.3	999	Unknown if tested for drugs

TRUCKS INVOLVED IN FATAL ACCIDENTS, 2006  
 FARS OCCUPANT VARIABLES

Variable	Name	Format	Type	Length
v325	DRUG TEST TYPE #2	FDR_TEST	Numeric	3

<u>N</u>	<u>Prcnt</u>	<u>Code</u>	<u>Label</u>
4,823	91.9	0	Not tested for drugs
92	1.8	1	Blood test
11	0.2	2	Urine test
2	0.0	3	Blood and urine tests
2	0.0	7	Unknown test type
0	0.0	8	Other type test
320	6.1	9	Unknown if tested for drugs

Variable	Name	Format	Type	Length
v326	DRUG TEST RESULTS #2	FDR93RES	Numeric	3

<u>N</u>	<u>Prcnt</u>	<u>Code</u>	<u>Label</u>
4,823	91.9	0	Not tested for drugs
48	0.9	1	No drugs reported
1	0.0	100	
		-	Narcotic Drug
0	0.0	295	
3	0.1	300	
		-	Depressant Drug
0	0.0	395	
0	0.0	400	
		-	Stimulant Drug
0	0.0	495	
0	0.0	500	
		-	Hallucinogen Drug
0	0.0	595	
1	0.0	600	
		-	Cannabinoid Drug
3	0.1	695	
0	0.0	700	
		-	Phencylidine (PCP)
0	0.0	795	
0	0.0	800	
		-	Anabolic Steroid
0	0.0	895	

TRUCKS INVOLVED IN FATAL ACCIDENTS, 2006  
FARS OCCUPANT VARIABLES

<u>N</u>	<u>Prcnt</u>	<u>Code</u>	<u>Label</u>
0	0.0	900	
		-	Inhalant Drug
0	0.0	995	
5	0.1	996	Other drug
2	0.0	998	Tested for drugs, drugs found, type unknown
320	6.1	999	Unknown if tested for drugs

Variable	Name	Format	Type	Length
v327	DRUG TEST TYPE #3	FDR_TEST	Numeric	3

<u>N</u>	<u>Prcnt</u>	<u>Code</u>	<u>Label</u>
4,863	92.6	0	Not tested for drugs
63	1.2	1	Blood test
2	0.0	2	Urine test
2	0.0	3	Blood and urine tests
0	0.0	7	Unknown test type
0	0.0	8	Other type test
320	6.1	9	Unknown if tested for drugs

Variable	Name	Format	Type	Length
v328	DRUG TEST RESULTS #3	FDR93RES	Numeric	3

<u>N</u>	<u>Prcnt</u>	<u>Code</u>	<u>Label</u>
4,863	92.6	0	Not tested for drugs
49	0.9	1	No drugs reported
0	0.0	100	
		-	Narcotic Drug
0	0.0	295	
0	0.0	300	
		-	Depressant Drug
0	0.0	395	
0	0.0	400	
		-	Stimulant Drug
0	0.0	495	
0	0.0	500	
		-	Hallucinogen Drug
0	0.0	595	

<u>N</u>	<u>Prcnt</u>	<u>Code</u>	<u>Label</u>
1	0.0	600	
		-	Cannabinoid Drug
0	0.0	695	
		-	Phencylidine (PCP)
0	0.0	700	
		-	Phencylidine (PCP)
0	0.0	795	
		-	Anabolic Steroid
0	0.0	800	
		-	Anabolic Steroid
0	0.0	895	
		-	Anabolic Steroid
0	0.0	900	
		-	Inhalant Drug
0	0.0	995	
		-	Inhalant Drug
5	0.1	996	Other drug
1	0.0	998	Tested for drugs, drugs found, type unknown
320	6.1	999	Unknown if tested for drugs

Variable	Name	Format	Type	Length
v329	OCCUPANT INJURY SEVERITY	FINJURY	Numeric	3

<u>N</u>	<u>Prcnt</u>	<u>Code</u>	<u>Label</u>
3,005	57.2	0	O – no injury
581	11.1	1	C – possible injury
567	10.8	2	B – nonincapacitating evident injury
252	4.8	3	A – incapacitating injury
784	14.9	4	K – fatal injury
6	0.1	5	Injured, severity unknown
2	0.0	6	Died prior to accident
53	1.0	9	Unknown

Variable	Name	Format	Type	Length
v330	OCC TAKEN TO HOSPITAL	FHOSPIT	Numeric	3

TAKEN TO HOSPITAL OR TREATMENT FACILITY

<u>N</u>	<u>Prcnt</u>	<u>Code</u>	<u>Label</u>
3,933	74.9	0	No
1,219	23.2	1	Yes
98	1.9	9	Unknown

TRUCKS INVOLVED IN FATAL ACCIDENTS, 2006  
FARS OCCUPANT VARIABLES

Variable	Name	Format	Type	Length
v331	OCC DEATH DATE – MONTH	FACMONTH	Numeric	3

<u>N</u>	<u>Prcnt</u>	<u>Code</u>	<u>Label</u>
4,425	84.3	0	Not applicable
48	0.9	1	January
61	1.2	2	February
60	1.1	3	March
67	1.3	4	April
67	1.3	5	May
79	1.5	6	June
62	1.2	7	July
87	1.7	8	August
62	1.2	9	September
76	1.4	10	October
60	1.1	11	November
52	1.0	12	December
44	0.8	99	Unknown

Variable	Name	Format	Type	Length
v332	OCC DEATH DATE – DAY		Numeric	3

<u>N</u>	<u>Prcnt</u>	<u>Code</u>	<u>Label</u>
4,425	84.3	0	Not applicable
28	0.5	1	
		-	Day of month
14	0.3	31	
44	0.8	99	Unknown

Variable	Name	Format	Type	Length
v333	OCC DEATH DATE – YEAR		Numeric	4

<u>N</u>	<u>Prcnt</u>	<u>Code</u>	<u>Label</u>
4,425	84.3	0	Not applicable
784	14.9	2006	2006
41	0.8	9999	Unknown

Variable	Name	Format	Type	Length
v334	OCC DEATH TIME – HOURS	FACHOUR	Numeric	3

<u>N</u>	<u>Prcnt</u>	<u>Code</u>	<u>Label</u>
4,441	84.6	0	12:01 am – 12:59 am or not applicable
25	0.5	1	1:00 am – 1:59 am



<u>N</u>	<u>Prcnt</u>	<u>Code</u>	<u>Label</u>
29	0.6	2	2:00 am – 2:59 am
27	0.5	3	3:00 am – 3:59 am
23	0.4	4	4:00 am – 4:59 am
23	0.4	5	5:00 am – 5:59 am
37	0.7	6	6:00 am – 6:59 am
28	0.5	7	7:00 am – 7:59 am
42	0.8	8	8:00 am – 8:59 am
40	0.8	9	9:00 am – 9:59 am
41	0.8	10	10:00 am – 10:59 am
48	0.9	11	11:00 am – 11:59 am
34	0.6	12	12:00 pm – 12:59 pm
44	0.8	13	1:00 pm – 1:59 pm
52	1.0	14	2:00 pm – 2:59 pm
40	0.8	15	3:00 pm – 3:59 pm
43	0.8	16	4:00 pm – 4:59 pm
31	0.6	17	5:00 pm – 5:59 pm
23	0.4	18	6:00 pm – 6:59 pm
17	0.3	19	7:00 pm – 7:59 pm
18	0.3	20	8:00 pm – 8:59 pm
19	0.4	21	9:00 pm – 9:59 pm
22	0.4	22	10:00 pm – 10:59 pm
17	0.3	23	11:00 pm – 11:59 pm
86	1.6	99	Unknown

Variable	Name	Format	Type	Length
v335	OCC DEATH TIME – MINUTES		Numeric	3

<u>N</u>	<u>Prcnt</u>	<u>Code</u>	<u>Label</u>
4,477	85.3	0	
		-	Minute
4	0.1	59	
93	1.8	99	Unknown

Variable	Name	Format	Type	Length
v336	LAG TIME ACC/DEATH – HRS		Numeric	3

<u>N</u>	<u>Prcnt</u>	<u>Code</u>	<u>Label</u>
493	9.4	0	
		-	Actual time in hours
1	0.0	713	
4,520	86.1	999	Unknown

TRUCKS INVOLVED IN FATAL ACCIDENTS, 2006  
FARS OCCUPANT VARIABLES

Variable	Name	Format	Type	Length
v342	OCC FATAL INJURY AT WORK	FWORKINJ	Numeric	3

<u>N</u>	<u>Prcnt</u>	<u>Code</u>	<u>Label</u>
114	2.2	0	No
622	11.8	1	Yes
4,425	84.3	8	Not applicable (not a fatality)
89	1.7	9	Unknown

Variable	Name	Format	Type	Length
v345	OCC ALCOHOL INVOLVEMENT	FDRINK	Numeric	3

<u>N</u>	<u>Prcnt</u>	<u>Code</u>	<u>Label</u>
3,489	66.5	0	No (alcohol not involved)
104	2.0	1	Yes (alcohol involved)
1,274	24.3	8	Not reported
383	7.3	9	Unknown (police reported)

Variable	Name	Format	Type	Length
v346	OCC METH ALC DETERMINAT	FALC_D	Numeric	3

METHOD OF ALCOHOL DETERMINATION (POLICE)

<u>N</u>	<u>Prcnt</u>	<u>Code</u>	<u>Label</u>
488	9.3	1	Evidential test (breath, blood, urine)
134	2.6	2	Preliminary Breath Test (PBT)
23	0.4	3	Behavioral
4	0.1	4	Passive Alcohol Sensor (PAS)
821	15.6	5	Observed
59	1.1	8	Other (e.g., saliva test)
3,721	70.9	9	Not reported

Variable	Name	Format	Type	Length
v347	ALCOHOL TEST TYPE	FTESTTYP	Numeric	3

<u>N</u>	<u>Prcnt</u>	<u>Code</u>	<u>Label</u>
2,983	56.8	0	Not tested for alcohol
1,494	28.5	1	Whole blood
133	2.5	2	Breathalyzer "BAC"
59	1.1	3	Urine
11	0.2	4	Vitreous
0	0.0	5	Blood plasma/serum
0	0.0	6	Blood clot

TRUCKS INVOLVED IN FATAL ACCIDENTS, 2006  
 FARS OCCUPANT VARIABLES

<u>N</u>	<u>Prcnt</u>	<u>Code</u>	<u>Label</u>
0	0.0	7	Liver
8	0.2	8	Other test type
173	3.3	10	Preliminary Breath Test (PBT)
389	7.4	99	Unknown / not reported

Variable	Name	Format	Type	Length
v348	OCC ALCOHOL TEST RESULT	FT_RES	Numeric	3

<u>N</u>	<u>Prcnt</u>	<u>Code</u>	<u>Label</u>
1,576	30.0	0	BAC result < 0.01%
10	0.2	1	
		-	Result value (grams/100 ml) %
1	0.0	35	
0	0.0	94	.94 or greater
6	0.1	95	Test refused
2,977	56.7	96	None given
234	4.5	97	AC test performed, results unknown
1	0.0	98	Positive reading with no actual value
363	6.9	99	Unknown if tested

Variable	Name	Format	Type	Length
v361	RACE	FRACE	Numeric	3

<u>N</u>	<u>Prcnt</u>	<u>Code</u>	<u>Label</u>
4,424	84.3	0	Not a fatality (not applicable)
552	10.5	1	White
91	1.7	2	Black
6	0.1	3	American Indian (includes Aleuts and Eskimos)
			Asian or pacific Islander
0	0.0	4	Chinese
0	0.0	5	Japanese
0	0.0	6	Hawaiian (includes part-Hawaiian)
0	0.0	7	Filipino
2	0.0	18	Asian Indian
1	0.0	19	Other Indian (includes South/Central American, not American/Asian Indians)
0	0.0	28	Korean
0	0.0	38	Samoan
0	0.0	48	Vietnamese
0	0.0	58	Guamanian
4	0.1	68	Other Asian or Pacific Islander
1	0.0	78	Asian or Pacific Islander, no specific (individual) race

TRUCKS INVOLVED IN FATAL ACCIDENTS, 2006  
FARS OCCUPANT VARIABLES

<u>N</u>	<u>Prcnt</u>	<u>Code</u>	<u>Label</u>
0	0.0	97	Multiple races (individuals races not specified; ex. "mixed")
1	0.0	98	All other races
168	3.2	99	Unknown

Variable	Name	Format	Type	Length
v362	HISPANIC ORIGIN	FHISPAN	Numeric	3

---

<u>N</u>	<u>Prcnt</u>	<u>Code</u>	<u>Label</u>
4,424	84.3	0	Not a fatality (not applicable)
43	0.8	1	Mexican
1	0.0	2	Puerto Rican
6	0.1	3	Cuban
4	0.1	4	Central or South American
2	0.0	5	European Spanish
10	0.2	6	Hispanic, origin not specified or other origin
585	11.1	7	Non-Hispanic
175	3.3	99	Unknown

Variable	Name	Format	Type	Length
v363	OCC DEAD ON ARRIVAL	FDOA01F	Numeric	3

---

<u>N</u>	<u>Prcnt</u>	<u>Code</u>	<u>Label</u>
4,606	87.7	0	Not applicable (non-fatals/victims dying other than scene)
598	11.4	7	Died at scene
4	0.1	8	Died en route
42	0.8	9	Fatal, unknown location

### The SURVEY Variables

Information in variables 1001 through 1065 and 1091 through 1112 was collected by the TIFA interview

Variable	Name	Format	Type	Length
v1001	POWER UNIT MAKE	V1001_F	Numeric	4

<u>N</u>	<u>Prcnt</u>	<u>Code</u>	<u>Label</u>
8	0.2	1	Autocar
134	2.6	2	Chevrolet
117	2.2	3	Dodge
470	9.0	4	Ford
1,248	23.8	5	Freightliner
124	2.4	6	GMC
729	13.9	7	International
64	1.2	8	Isuzu
556	10.6	9	Kenworth
461	8.8	10	Mack
0	0.0	11	Mercedes Benz
16	0.3	12	Mitsubishi Fuso
18	0.3	13	Nissan/UD
617	11.8	14	Peterbilt
351	6.7	15	Volvo
64	1.2	16	Western Star
6	0.1	17	White
52	1.0	18	WhiteGMC
113	2.2	19	Sterling
43	0.8	97	Other
59	1.1	99	Unknown

Variable	Name	Format	Type	Length
v1002	POWER UNIT YEAR	V1002_F	Numeric	4

<u>N</u>	<u>Prcnt</u>	<u>Code</u>	<u>Label</u>
1	0.0	1964	1964
1	0.0	1965	1965
1	0.0	1967	1967
1	0.0	1968	1968
3	0.1	1969	1969
3	0.1	1970	1970
2	0.0	1971	1971
4	0.1	1972	1972
2	0.0	1973	1973
3	0.1	1974	1974
7	0.1	1975	1975
3	0.1	1976	1976

TRUCKS INVOLVED IN FATAL ACCIDENTS, 2006  
SURVEY VARIABLES

<u>N</u>	<u>Prcnt</u>	<u>Code</u>	<u>Label</u>
6	0.1	1977	1977
16	0.3	1978	1978
6	0.1	1979	1979
7	0.1	1980	1980
10	0.2	1981	1981
12	0.2	1982	1982
6	0.1	1983	1983
21	0.4	1984	1984
42	0.8	1985	1985
38	0.7	1986	1986
56	1.1	1987	1987
47	0.9	1988	1988
69	1.3	1989	1989
64	1.2	1990	1990
57	1.1	1991	1991
85	1.6	1992	1992
99	1.9	1993	1993
146	2.8	1994	1994
201	3.8	1995	1995
217	4.1	1996	1996
233	4.4	1997	1997
255	4.9	1998	1998
415	7.9	1999	1999
474	9.0	2000	2000
374	7.1	2001	2001
226	4.3	2002	2002
331	6.3	2003	2003
360	6.9	2004	2004
555	10.6	2005	2005
545	10.4	2006	2006
185	3.5	2007	2007
61	1.2	9999	Unknown

Variable	Name	Format	Type	Length
v1003	CAB STYLE	V1003_F	Numeric	4

<u>N</u>	<u>Prcnt</u>	<u>Code</u>	<u>Label</u>
4,880	93.0	1	Conventional
309	5.9	2	Cabover or cab-forward
61	1.2	9	Unknown

TRUCKS INVOLVED IN FATAL ACCIDENTS, 2006  
SURVEY VARIABLES

Variable	Name	Format	Type	Length
v1006	TRUCK MODEL	\$CHAR10	Char	10

<u>N</u>	<u>Prcnt</u>	<u>Code</u>	<u>Label</u>
128	2.4		Unrecorded
1	0.0	1200	
		-	Model name or number
2	0.0	WXR	

Variable	Name	Format	Type	Length
v1007	POWER UNIT TYPE	V1007_F	Numeric	4

<u>N</u>	<u>Prcnt</u>	<u>Code</u>	<u>Label</u>
1,867	35.6	1	Straight truck
3,333	63.5	8	Tractor
50	1.0	9	Unknown

Variable	Name	Format	Type	Length
v1008	STRT TRUCK BODY STYLE	V1008_F	Numeric	4

STRAIGHT TRUCK BODY STYLE

<u>N</u>	<u>Prcnt</u>	<u>Code</u>	<u>Label</u>
3,335	63.5	0	Not applicable (tractor)
308	5.9	1	Van
2	0.0	2	Open top van
50	1.0	3	Refrigerated van
0	0.0	4	Livestock carrier
129	2.5	5	Flatbed
0	0.0	6	Lowboy
32	0.6	7	Flatbed with equipment
47	0.9	8	Flatbed with sides
10	0.2	9	Pole/logging
87	1.7	10	Tank: liquid/gas
1	0.0	11	Tank: dry bulk
21	0.4	12	Auto carrier
429	8.2	13	Dump
1	0.0	14	Bottom dump/hopper bottom
151	2.9	15	Garbage/refuse
53	1.0	17	Concrete mixer
525	10.0	95	Other
69	1.3	99	Unknown

TRUCKS INVOLVED IN FATAL ACCIDENTS, 2006  
SURVEY VARIABLES

Variable	Name	Format	Type	Length
v1009	STRT TRUCK OTHER BODY	\$CHAR10	Char	10

SPECIFIC OTHER BODY STYLE

<u>N</u>	<u>Prcnt</u>	<u>Code</u>	<u>Label</u>
4,595	87.5		Unrecorded
4	0.1	ARMORED CAR	
		-	Specific body style
2	0.0	YARD DOG	

Variable	Name	Format	Type	Length
v1010	POWER UNIT NO. OF AXLES	V1010_F	Numeric	4

NUMBER OF POWER UNIT AXLES

<u>N</u>	<u>Prcnt</u>	<u>Code</u>	<u>Label</u>
1,351	25.7	2	2 axles
3,655	69.6	3	3 axles
138	2.6	4	4 axles
29	0.6	5	5 axles
11	0.2	6	6 axles
0	0.0	7	7 axles
1	0.0	8	8 axles
65	1.2	9	Unknown

Variable	Name	Format	Type	Length
v1015	POWER UNIT CARGO	V1015_F	Numeric	4

<u>N</u>	<u>Prcnt</u>	<u>Code</u>	<u>Label</u>
673	12.8	0	Empty
162	3.1	1	General freight
36	0.7	2	Household goods
24	0.5	3	Building materials
6	0.1	4	Metal: coils, sheets, etc
12	0.2	5	Heavy machinery
18	0.3	6	Large objects
30	0.6	7	Motor vehicles
10	0.2	8	Piggyback/towaway
7	0.1	9	Gases in bulk
393	7.5	10	Solids in bulk
63	1.2	11	Liquids in bulk
3	0.1	12	Explosives
20	0.4	13	Logs/poles/lumber
43	0.8	14	Refrigerated food



TRUCKS INVOLVED IN FATAL ACCIDENTS, 2006  
SURVEY VARIABLES

<u>N</u>	<u>Prcnt</u>	<u>Code</u>	<u>Label</u>
0	0.0	15	Mobile home
14	0.3	16	Farm products
2	0.0	17	Live animals
231	4.4	18	Other
4	0.1	95	Cargo, unknown type
3,308	63.0	98	Not applicable (not a straight truck)
191	3.6	99	Unknown

Variable	Name	Format	Type	Length
v1017	1ST TRAILER TYPE	V1017_F	Numeric	4

<u>N</u>	<u>Prcnt</u>	<u>Code</u>	<u>Label</u>
3,216	61.3	1	Semitrailer
43	0.8	2	Full trailer
222	4.2	3	Other
1,708	32.5	4	None
61	1.2	9	Unknown

Variable	Name	Format	Type	Length
v1018	1ST TRAILER NO. OF AXLES	V1018_F	Numeric	4

NUMBER OF 1ST TRAILER AXLES

<u>N</u>	<u>Prcnt</u>	<u>Code</u>	<u>Label</u>
186	3.5	1	1 axle
3,084	58.7	2	2 axles
102	1.9	3	3 axles
29	0.6	4	4 axles
4	0.1	5	5 axles
2	0.0	6	6 axles
0	0.0	7	7 axles
2	0.0	8	8 axles
0	0.0	9	9 axles
61	1.2	97	Unknown if had 1st trailer
1,708	32.5	98	Not applicable (no 1st trailer)
72	1.4	99	Unknown

TRUCKS INVOLVED IN FATAL ACCIDENTS, 2006  
SURVEY VARIABLES

Variable	Name	Format	Type	Length
v1023	1ST TRAILER BODY	V1023_F	Numeric	4

## 1ST TRAILER BODY STYLE

<u>N</u>	<u>Prcnt</u>	<u>Code</u>	<u>Label</u>
1,769	33.7	0	None or unknown if had 1st trailer
1,384	26.4	1	Van
41	0.8	2	Open top van
382	7.3	3	Refrigerated van
37	0.7	4	Livestock carrier
540	10.3	5	Flatbed
56	1.1	6	Lowboy
8	0.2	7	Flatbed with equipment
23	0.4	8	Flatbed with sides
120	2.3	9	Pole/logging
262	5.0	10	Tank: liquid/gas
67	1.3	11	Tank: dry bulk
37	0.7	12	Auto carrier
271	5.2	13	Dump
111	2.1	14	Bottom dump/hopper bottom
8	0.2	15	Garbage/refuse
111	2.1	95	Other
23	0.4	99	Unknown

Variable	Name	Format	Type	Length
v1024	1ST TRAILER OTHER BODY	\$CHAR10	Char	10

## SPECIFIC OTHER BODY STYLE

<u>N</u>	<u>Prcnt</u>	<u>Code</u>	<u>Label</u>
4,997	95.2		Unknown or not applicable
1	0.0	ARROWBOARD	
		-	Specific body style
2	0.0	WALKING	

Variable	Name	Format	Type	Length
v1025	1ST TRAILER CARGO	V1025_F	Numeric	4

## 1ST TRAILER CARGO TYPE

<u>N</u>	<u>Prcnt</u>	<u>Code</u>	<u>Label</u>
829	15.8	0	Empty
889	16.9	1	General freight
19	0.4	2	Household goods

TRUCKS INVOLVED IN FATAL ACCIDENTS, 2006  
SURVEY VARIABLES

<u>N</u>	<u>Prcnt</u>	<u>Code</u>	<u>Label</u>
48	0.9	3	Building materials
118	2.2	4	Metal: coils, sheets, etc
95	1.8	5	Heavy machinery
69	1.3	6	Large objects
44	0.8	7	Motor vehicles
22	0.4	9	Gases in bulk
399	7.6	10	Solids in bulk
155	3.0	11	Liquids in bulk
2	0.0	12	Explosives
163	3.1	13	Logs/poles/lumber
276	5.3	14	Refrigerated food
6	0.1	15	Mobile home
35	0.7	16	Farm products
38	0.7	17	Live animals
18	0.3	18	Other
48	0.9	95	Cargo, unknown type
61	1.2	96	Unknown if had 1st trailer
1,708	32.5	98	Not applicable (no 1st trailer)
208	4.0	99	Unknown

Variable	Name	Format	Type	Length
v1027	2ND TRAILER TYPE	V1027_F	Numeric	4

<u>N</u>	<u>Prcnt</u>	<u>Code</u>	<u>Label</u>
100	1.9	1	Semitrailer
59	1.1	2	Full trailer
4	0.1	3	Other
5,034	95.9	4	None
53	1.0	9	Unknown

Variable	Name	Format	Type	Length
v1028	2ND TRAILER NO. OF AXLES	V1028_F	Numeric	4

NUMBER OF 2ND TRAILER AXLES

<u>N</u>	<u>Prcnt</u>	<u>Code</u>	<u>Label</u>
2	0.0	1	1 axle
142	2.7	2	2 axles
8	0.2	3	3 axles
5	0.1	4	4 axles
3	0.1	5	5 axles
53	1.0	97	Unknown if had 2nd trailer
5,034	95.9	98	Not applicable (no 2nd trailer)
3	0.1	99	Unknown

TRUCKS INVOLVED IN FATAL ACCIDENTS, 2006  
SURVEY VARIABLES

Variable	Name	Format	Type	Length
v1033	2ND TRAILER BODY	V1033_F	Numeric	4

## 2ND TRAILER BODY STYLE

<u>N</u>	<u>Prcnt</u>	<u>Code</u>	<u>Label</u>
5,087	96.9	0	None or unknown if had 2nd trailer
83	1.6	1	Van
2	0.0	2	Open top van
2	0.0	3	Refrigerated van
15	0.3	5	Flatbed
2	0.0	6	Lowboy
1	0.0	7	Flatbed with equipment
1	0.0	8	Flatbed with sides
1	0.0	9	Pole/logging
9	0.2	10	Tank: liquid/gas
8	0.2	11	Tank: dry bulk
8	0.2	13	Dump
21	0.4	14	Bottom dump/hopper bottom
3	0.1	95	Other
7	0.1	99	Unknown

Variable	Name	Format	Type	Length
v1034	2ND TRAILER OTHER BODY	\$CHAR10	Char	10

## SPECIFIC OTHER BODY STYLE

<u>N</u>	<u>Prcnt</u>	<u>Code</u>	<u>Label</u>
5,242	99.8		Unknown or not applicable
1	0.0	CARROT TUB	
		-	Specific body style
1	0.0	STEERDOLLY	

Variable	Name	Format	Type	Length
v1035	2ND TRAILER CARGO	V1035_F	Numeric	4

## 2ND TRAILER CARGO TYPE

<u>N</u>	<u>Prcnt</u>	<u>Code</u>	<u>Label</u>
36	0.7	0	Empty
65	1.2	1	General freight
2	0.0	5	Heavy machinery
5	0.1	6	Large objects

<u>N</u>	<u>Prcnt</u>	<u>Code</u>	<u>Label</u>
21	0.4	10	Solids in bulk
6	0.1	11	Liquids in bulk
1	0.0	12	Explosives
1	0.0	14	Refrigerated food
5	0.1	16	Farm products
1	0.0	17	Live animals
53	1.0	96	Unknown if had 2nd trailer
5,034	95.9	98	Not applicable (no 2nd trailer)
20	0.4	99	Unknown

Variable	Name	Format	Type	Length
v1037	3RD TRAILER TYPE	V1037_F	Numeric	4

<u>N</u>	<u>Prcnt</u>	<u>Code</u>	<u>Label</u>
2	0.0	1	Semitrailer
2	0.0	3	Other
5,186	98.8	4	None
60	1.1	9	Unknown

Variable	Name	Format	Type	Length
v1038	3RD TRAILER NO. OF AXLES	V1038_F	Numeric	4

NUMBER OF 3RD TRAILER AXLES

<u>N</u>	<u>Prcnt</u>	<u>Code</u>	<u>Label</u>
3	0.1	2	2 axles
1	0.0	3	3 axles
60	1.1	97	Unknown if had 3rd trailer
5,186	98.8	98	Not applicable (no 3rd trailer)

Variable	Name	Format	Type	Length
v1043	3RD TRAILER BODY	V1043_F	Numeric	4

3RD TRAILER BODY STYLE

<u>N</u>	<u>Prcnt</u>	<u>Code</u>	<u>Label</u>
5,246	99.9	0	None or unknown if had 3rd trailer
2	0.0	1	Van
2	0.0	95	Other

TRUCKS INVOLVED IN FATAL ACCIDENTS, 2006  
SURVEY VARIABLES

Variable	Name	Format	Type	Length
v1044	3RD TRAILER OTHER BODY	\$CHAR10	Char	10

SPECIFIC OTHER BODY STYLE

<u>N</u>	<u>Prcnt</u>	<u>Code</u>	<u>Label</u>
5,248	100.0		Unknown or not applicable
1	0.0	BOOSTER	
1	0.0	STINGER	

Variable	Name	Format	Type	Length
v1045	3RD TRAILER CARGO	V1045_F	Numeric	4

3RD TRAILER CARGO TYPE

<u>N</u>	<u>Prcnt</u>	<u>Code</u>	<u>Label</u>
2	0.0	1	General freight
60	1.1	96	Unknown if had 3rd trailer
5,186	98.8	98	Not applicable (no 3rd trailer)
2	0.0	99	Unknown

Variable	Name	Format	Type	Length
v1047	VEHICLE CONFIGURATION	\$CHAR10	Char	10

VEHICLE CONFIGURATION BY UNIT

<u>N</u>	<u>Prcnt</u>	<u>Code</u>	<u>Label</u>
50	1.0		Unknown/Unspecified
1,600	30.5	R	
		-	Unit descriptor codes
6	0.1	TSXS	

Variable	Name	Format	Type	Length
v1048	VEHICLE COMBINATION CODE	V1048_F	Numeric	4

<u>N</u>	<u>Prcnt</u>	<u>Code</u>	<u>Label</u>
			Straight truck, no or 1 cargo-carrying trailer
1,600	30.5	1	Straight truck only
40	0.8	2	Straight truck & full trailer
164	3.1	3	Straight truck & other (non-full trailer)
48	0.9	4	Straight truck & other trailer with gooseneck hitch
0	0.0	5	Straight truck & A-dolly & semitrailer

TRUCKS INVOLVED IN FATAL ACCIDENTS, 2006  
SURVEY VARIABLES

<u>N</u>	<u>Prcnt</u>	<u>Code</u>	<u>Label</u>
5	0.1	6	Straight truck wrecker with towed unit
10	0.2	9	Straight truck, unknown if pulling trailer
			Straight truck, 2 cargo-carrying trailers
0	0.0	10	Straight truck & full trailer & other trailer
0	0.0	11	Straight truck & other trailer & other trailer
0	0.0	12	Straight truck & 2 full trailers
0	0.0	13	Straight truck, other trailer with gooseneck hitch, A-dolly, other trailer
0	0.0	14	Straight truck, other trailer with gooseneck hitch, other trailer
			Tractor, no cargo-carrying trailers
95	1.8	20	Bobtail tractor
7	0.1	21	Tractor carrying cargo
0	0.0	22	Tractor & A-dolly
			Tractor, 1 cargo-carrying trailer
3,054	58.2	30	Tractor & semitrailer
7	0.1	31	Tractor & other (non-semitrailer)
2	0.0	32	Tractor & semitrailer & A-dolly
1	0.0	33	Tractor & full trailer
5	0.1	34	Tractor & gooseneck & other
			Tractor, 2 cargo-carrying trailers
86	1.6	40	Tractor & semitrailer & A-dolly & semitrailer
2	0.0	41	Tractor & semitrailer & B-dolly & semitrailer
2	0.0	42	Tractor & semitrailer & C-dolly & semitrailer
6	0.1	43	Tractor & semitrailer with unknown dolly & semitrailer
59	1.1	44	Tractor & semitrailer & full trailer
0	0.0	45	Tractor & full trailer & full trailer
1	0.0	46	Tractor & semitrailer & other trailer
0	0.0	49	Tractor & semitrailer & unknown trailer
			Tractor, 3 cargo-carrying trailers
2	0.0	50	Tractor & 3 trailers (A-dollies)
0	0.0	51	Tractor, semitrailer, A-dolly, semitrailer, full trailer
0	0.0	52	Tractor, semitrailer, two full trailers
			Combinations for oversize/overweight loads
0	0.0	60	Tractor & jeep & semitrailer & jeep
1	0.0	61	Tractor & semitrailer & jeep
1	0.0	62	Tractor & jeep & semitrailer
0	0.0	63	Tractor & jeep & full trailer & jeep
2	0.0	64	Tractor & jeep & semitrailer & other

TRUCKS INVOLVED IN FATAL ACCIDENTS, 2006  
SURVEY VARIABLES

<u>N</u>	<u>Prcnt</u>	<u>Code</u>	<u>Label</u>
			Unusual tractor combinations
0	0.0	70	Tractor towing tractor *
0	0.0	71	Tractor towing straight truck *
0	0.0	72	Tractor towing tractor-semitrailer*
0	0.0	73	Tractor with one saddlemount tractor
0	0.0	74	Tractor with two saddlemount tractors
0	0.0	75	Tractor with three saddlemount tractors
0	0.0	78	Tractor with saddlemount tractor and Pvan
			Unusual straight truck combinations
0	0.0	80	Straight truck towing straight truck *
0	0.0	81	Straight truck pulling tractor-semitrailer
0	0.0	82	Wrecker and Doubles
0	0.0	83	Wrecker towing straight and full trailer
0	0.0	84	Straight with two saddlemount straight trucks
0	0.0	85	Wrecker towing other trailer
50	1.0	99	Unknown

\* Towed units with all wheels on ground

Variable	Name	Format	Type	Length
v1049	NO. OF TRAILERS	V1049_F	Numeric	4

<u>N</u>	<u>Prcnt</u>	<u>Code</u>	<u>Label</u>
1,708	32.5	0	No trailer
3,317	63.2	1	1 trailer
155	3.0	2	2 trailers
4	0.1	3	3 trailers
66	1.3	9	Unknown

Variable	Name	Format	Type	Length
v1050	GROSS VEHICLE WEIGHT RATING	V1050_F	Numeric	4

<u>N</u>	<u>Prcnt</u>	<u>Code</u>	<u>Label</u>
453	8.6	3	10,001 - 14,000 lbs
148	2.8	4	14,001 - 16,000 lbs
85	1.6	5	16,001 - 19,500 lbs
242	4.6	6	19,501 - 26,000 lbs
345	6.6	7	26,001 - 33,000 lbs
3,898	74.2	8	33,001 lbs or more
79	1.5	9	Unknown



TRUCKS INVOLVED IN FATAL ACCIDENTS, 2006  
SURVEY VARIABLES

Variable	Name	Format	Type	Length
v1050C	GROSS COMBINATION WEIGHT RATING	V1050C_F	Numeric	4

<u>N</u>	<u>Prcnt</u>	<u>Code</u>	<u>Label</u>
934	17.8	2	10,000-26,000 lbs
4,239	80.7	3	Greater than 26,000 lbs
77	1.5	9	Unknown

Variable	Name	Format	Type	Length
v1055	SPECIFIC CARGO	\$CHAR20	Char	20

ACTUAL CARGO CARRIED

<u>N</u>	<u>Prcnt</u>	<u>Code</u>	<u>Label</u>
1	0.0	A/C SUPPLIES & UNITS	- Actual cargo
1	0.0	ZINC SKIMMINGS IN DRUMS	

Variable	Name	Format	Type	Length
v1056	CARGO SPILLAGE	V1056_F	Numeric	4

<u>N</u>	<u>Prcnt</u>	<u>Code</u>	<u>Label</u>
4,153	79.1	0	No spillage
689	13.1	1	Spillage of nonhazardous cargo
55	1.0	2	Spillage of hazardous cargo
353	6.7	9	Unknown

Variable	Name	Format	Type	Length
v1057	AREA OF OPERATION	V1057_F	Numeric	4

<u>N</u>	<u>Prcnt</u>	<u>Code</u>	<u>Label</u>
3,314	63.1	1	Interstate
1,350	25.7	2	Intrastate
141	2.7	5	Personal use only
96	1.8	6	Government owned
38	0.7	7	Daily rental
311	5.9	9	Unknown

TRUCKS INVOLVED IN FATAL ACCIDENTS, 2006  
SURVEY VARIABLES

Variable	Name	Format	Type	Length
v1058	OPERATING AUTHORITY	V1058_F	Numeric	4

<u>N</u>	<u>Prcnt</u>	<u>Code</u>	<u>Label</u>
1,760	33.5	1	Private
2,990	57.0	2	For hire
141	2.7	5	Personal use only
96	1.8	6	Government owned
38	0.7	7	Daily rental
225	4.3	9	Unknown

Variable	Name	Format	Type	Length
v1059	ACCIDENT TYPE	V1059_F	Numeric	4

<u>N</u>	<u>Prcnt</u>	<u>Code</u>	<u>Label</u>
7	0.1	0	No impact
		-	Diagram number (see appendix)
104	2.0	97	Untripped rollover
660	12.6	98	Other accident type
63	1.2	99	Unknown

Variable	Name	Format	Type	Length
v1061	TRIP TYPE	V1061_F	Numeric	4

<u>N</u>	<u>Prcnt</u>	<u>Code</u>	<u>Label</u>
1,930	36.8	1	Local delivery
547	10.4	2	51 to 100 miles
238	4.5	3	101 to 150 miles
225	4.3	4	151 to 200 miles
649	12.4	5	201 to 500 miles
644	12.3	6	Over 500 miles
136	2.6	7	Unknown over-the-road trip distance
881	16.8	9	Unknown

Variable	Name	Format	Type	Length
v1062	HOURS DRIVING	V1062_F	Numeric	4

<u>N</u>	<u>Prcnt</u>	<u>Code</u>	<u>Label</u>
879	16.7	1	1 hour
447	8.5	2	2 hours
352	6.7	3	3 hours
309	5.9	4	4 hours
251	4.8	5	5 hours

TRUCKS INVOLVED IN FATAL ACCIDENTS, 2006  
SURVEY VARIABLES

<u>N</u>	<u>Prcnt</u>	<u>Code</u>	<u>Label</u>
255	4.9	6	6 hours
160	3.0	7	7 hours
154	2.9	8	8 hours
87	1.7	9	9 hours
43	0.8	10	10 hours
17	0.3	11	11 hours
9	0.2	12	12 hours
3	0.1	14	14 hours
1	0.0	15	15 hours
2	0.0	17	17 hours
1	0.0	19	19 hours
2	0.0	20	20 hours
743	14.2	96	Unknown but legal
27	0.5	97	Unknown but not legal
18	0.3	98	Not applicable
1,490	28.4	99	Unknown

Variable	Name	Format	Type	Length
v1063	INTERVIEW CONDUCTED	V1063_F	Numeric	4

<u>N</u>	<u>Prcnt</u>	<u>Code</u>	<u>Label</u>
4,694	89.4	1	Yes
556	10.6	2	No

Variable	Name	Format	Type	Length
v1064	POLICE REPORT	V1064_F	Numeric	4

<u>N</u>	<u>Prcnt</u>	<u>Code</u>	<u>Label</u>
5,188	98.8	1	Yes
62	1.2	2	No

Variable	Name	Format	Type	Length
v1065	FAX/MAIL	V1065_F	Numeric	4

<u>N</u>	<u>Prcnt</u>	<u>Code</u>	<u>Label</u>
394	7.5	1	Yes
4,856	92.5	2	No

TRUCKS INVOLVED IN FATAL ACCIDENTS, 2006  
SURVEY VARIABLES

Variables 1066 through 1075 indicate modifications to responses received from the interview. Also indicated here are deductions made by the editors to fill in missing data elements. The numbers coded in these variables are the question numbers on the interview form (see Appendix).

Variable	Name	Format	Type	Length
v1066	1ST QUESTION DERIVED	V1066_F	Numeric	4

<u>N</u>	<u>Prcnt</u>	<u>Code</u>	<u>Label</u>
5,149	98.1	0	None
1	0.0	11	Question 11
1	0.0	13	Question 13
11	0.2	16	Question 16
88	1.7	17	Question 17

Variable	Name	Format	Type	Length
v1067	2ND QUESTION DERIVED	V1067_F	Numeric	4

<u>N</u>	<u>Prcnt</u>	<u>Code</u>	<u>Label</u>
5,249	100.0	0	None
1	0.0	17	Question 17

Variable	Name	Format	Type	Length
v1068	3RD QUESTION DERIVED	V1068_F	Numeric	4

<u>N</u>	<u>Prcnt</u>	<u>Code</u>	<u>Label</u>
5,250	100.0	0	None

Variable	Name	Format	Type	Length
v1069	4TH QUESTION DERIVED	V1069_F	Numeric	4

<u>N</u>	<u>Prcnt</u>	<u>Code</u>	<u>Label</u>
5,250	100.0	0	None

Variable	Name	Format	Type	Length
v1070	5TH QUESTION DERIVED	V1070_F	Numeric	4

<u>N</u>	<u>Prcnt</u>	<u>Code</u>	<u>Label</u>
5,250	100.0	0	None

TRUCKS INVOLVED IN FATAL ACCIDENTS, 2006  
SURVEY VARIABLES

Variable	Name	Format	Type	Length
v1071	6TH QUESTION DERIVED	V1071_F	Numeric	4

<u>N</u>	<u>Prcnt</u>	<u>Code</u>	<u>Label</u>
5,250	100.0	0	None

Variable	Name	Format	Type	Length
v1072	7TH QUESTION DERIVED	V1072_F	Numeric	4

<u>N</u>	<u>Prcnt</u>	<u>Code</u>	<u>Label</u>
5,250	100.0	0	None

Variable	Name	Format	Type	Length
v1073	8TH QUESTION DERIVED	V1073_F	Numeric	4

<u>N</u>	<u>Prcnt</u>	<u>Code</u>	<u>Label</u>
5,250	100.0	0	None

Variable	Name	Format	Type	Length
v1074	9TH QUESTION DERIVED	V1074_F	Numeric	4

<u>N</u>	<u>Prcnt</u>	<u>Code</u>	<u>Label</u>
5,250	100.0	0	None

Variable	Name	Format	Type	Length
v1075	10TH QUESTION DERIVED	V1075_F	Numeric	4

<u>N</u>	<u>Prcnt</u>	<u>Code</u>	<u>Label</u>
5,250	100.0	0	None

Variable	Name	Format	Type	Length
v1091	HAZARDOUS MATERIALS PLACARD	V1091_F	Numeric	4

<u>N</u>	<u>Prcnt</u>	<u>Code</u>	<u>Label</u>
172	3.3	1	Yes
4,842	92.2	2	No
236	4.5	9	Unknown

TRUCKS INVOLVED IN FATAL ACCIDENTS, 2006  
SURVEY VARIABLES

Variable	Name	Format	Type	Length
v1092	HAZARDOUS MATERIALS CLASS	V1092_F	Numeric	4

<u>N</u>	<u>Prcnt</u>	<u>Code</u>	<u>Label</u>
4	0.1	1	Explosives
34	0.6	2	Compressed gases
97	1.8	3	Flammable liquids
0	0.0	4	Flammable solids
3	0.1	5	Oxidizing substances
1	0.0	6	Poisonous substances
1	0.0	7	Radioactive materials
16	0.3	8	Corrosive liquids
9	0.2	9	Miscellaneous hazardous substances
4,842	92.2	98	Not applicable
243	4.6	99	Unknown

Variable	Name	Format	Type	Length
v1093	HAZARDOUS PLACARD 4-DIGIT NUMBER	V1093_F	Numeric	4

<u>N</u>	<u>Prcnt</u>	<u>Code</u>	<u>Label</u>
1	0.0	323	
		-	Hazardous placard number
1	0.0	3264	
4,842	92.2	9998	Not applicable
256	4.9	9999	Unknown

Variable	Name	Format	Type	Length
v1101	HEADWAY DETECTION/FORWARD CRASH WARNING	V1101_8F	Numeric	4

HEADWAY DETECTION/FORWARD CRASH WARNING

<u>N</u>	<u>Prcnt</u>	<u>Code</u>	<u>Label</u>
45	0.9	1	Yes
3,414	65.0	2	No
1,791	34.1	9	Unknown

Variable	Name	Format	Type	Length
v1102	SIDE/OBJECT DETECTION	V1101_8F	Numeric	4

<u>N</u>	<u>Prcnt</u>	<u>Code</u>	<u>Label</u>
42	0.8	1	Yes

TRUCKS INVOLVED IN FATAL ACCIDENTS, 2006  
SURVEY VARIABLES

<u>N</u>	<u>Prcnt</u>	<u>Code</u>	<u>Label</u>
3,413	65.0	2	No
1,795	34.2	9	Unknown

Variable	Name	Format	Type	Length
v1103	LANE DEPARTURE WARNING	V1101_8F	Numeric	4

<u>N</u>	<u>Prcnt</u>	<u>Code</u>	<u>Label</u>
24	0.5	1	Yes
3,429	65.3	2	No
1,797	34.2	9	Unknown

Variable	Name	Format	Type	Length
v1104	ROLLOVER WARNING	V1101_8F	Numeric	4

<u>N</u>	<u>Prcnt</u>	<u>Code</u>	<u>Label</u>
29	0.6	1	Yes
3,423	65.2	2	No
1,798	34.2	9	Unknown

Variable	Name	Format	Type	Length
v1105	ELECTRONIC STABILITY CONTROL	V1101_8F	Numeric	4

<u>N</u>	<u>Prcnt</u>	<u>Code</u>	<u>Label</u>
41	0.8	1	Yes
3,410	65.0	2	No
1,799	34.3	9	Unknown

Variable	Name	Format	Type	Length
v1106	POWER UNIT TRACKING	V1101_8F	Numeric	4

<u>N</u>	<u>Prcnt</u>	<u>Code</u>	<u>Label</u>
505	9.6	1	Yes
2,944	56.1	2	No
1,801	34.3	9	Unknown

TRUCKS INVOLVED IN FATAL ACCIDENTS, 2006  
SURVEY VARIABLES

Variable	Name	Format	Type	Length
v1107	TRAILER TRACKING	V1101_8F	Numeric	4

<u>N</u>	<u>Prcnt</u>	<u>Code</u>	<u>Label</u>
140	2.7	1	Yes
3,292	62.7	2	No
1,818	34.6	9	Unknown

Variable	Name	Format	Type	Length
v1108	SPEED LIMITER	V1101_8F	Numeric	4

<u>N</u>	<u>Prcnt</u>	<u>Code</u>	<u>Label</u>
1,914	36.5	1	Yes
1,566	29.8	2	No
1,770	33.7	9	Unknown

Variable	Name	Format	Type	Length
v1111	DRIVER COMPENSATION	V1111_F	Numeric	4

<u>N</u>	<u>Prcnt</u>	<u>Code</u>	<u>Label</u>
381	7.3	1	Percent of gross trip revenue
1,254	23.9	2	By hour
892	17.0	3	By mile
58	1.1	4	By hour and mile
439	8.4	5	By load
216	4.1	6	Other
2,010	38.3	9	Unknown

Variable	Name	Format	Type	Length
v1112	DRIVER COMPENSATION OTHER	\$CHAR10	Char	10

<u>N</u>	<u>Prcnt</u>	<u>Code and Label</u>
1	0.0	Base and commission
22	0.4	By day
17	0.3	By job
4	0.1	By month
2	0.0	By stops
11	0.2	By trip
8	0.2	By week
2	0.0	By weight
10	0.2	Commission
1	0.0	Daily
1	0.0	Hour and piece



TRUCKS INVOLVED IN FATAL ACCIDENTS, 2006  
SURVEY VARIABLES

<u>N</u>	<u>Prcnt</u>	<u>Code and Label</u>
1	0.0	Mile and percent
12	0.2	Mile and load
2	0.0	Mile and stops
3	0.1	Mile and activity
1	0.0	Piece rate
118	2.2	Salary
3,023	57.6	Not applicable
2,011	38.3	Unknown

TRUCKS INVOLVED IN FATAL ACCIDENTS, 2006  
SURVEY VARIABLES

**SURVEY Variables for Vehicles Not In-Transport**

Variable	Name	Format	Type	Length
v1007	POWER UNIT TYPE	V1007_F	Numeric	4

<u>N</u>	<u>Prcnt</u>	<u>Code</u>	<u>Label</u>
95	43.8	1	Straight truck
120	55.3	8	Tractor
2	0.9	9	Unknown

Variable	Name	Format	Type	Length
v1017	1ST TRAILER TYPE	V1017_F	Numeric	4

<u>N</u>	<u>Prcnt</u>	<u>Code</u>	<u>Label</u>
112	51.6	1	Semitrailer
0	0.0	2	Full trailer
11	5.1	3	Other
92	42.4	4	None
2	0.9	9	Unknown

Variable	Name	Format	Type	Length
v1027	2ND TRAILER TYPE	V1027_F	Numeric	4

<u>N</u>	<u>Prcnt</u>	<u>Code</u>	<u>Label</u>
2	0.9	1	Semitrailer
0	0.0	2	Full trailer
0	0.0	3	Other
213	98.2	4	None
2	0.9	9	Unknown

Variable	Name	Format	Type	Length
v1037	3RD TRAILER TYPE	V1037_F	Numeric	4

<u>N</u>	<u>Prcnt</u>	<u>Code</u>	<u>Label</u>
0	0.0	1	Semitrailer
0	0.0	2	Full trailer
0	0.0	3	Other
215	99.1	4	None
2	0.9	9	Unknown

TRUCKS INVOLVED IN FATAL ACCIDENTS, 2006  
SURVEY VARIABLES – VEHICLES NOT IN-TRANSPORT

Variable	Name	Format	Type	Length
v1047	VEHICLE CONFIGURATION	\$CHAR10	Char	10

<u>N</u>	<u>Prcnt</u>	<u>Code</u>	<u>Label</u>
83	38.2	R	
		-	Unit descriptor codes
2	0.9	TSAS	

Variable	Name	Format	Type	Length
v1048	VEHICLE COMBINATION CODE	V1048_F	Numeric	4

<u>N</u>	<u>Prcnt</u>	<u>Code</u>	<u>Label</u>
			Straight truck, no or 1 cargo-carrying trailer
83	38.2	1	Straight truck only
0	0.0	2	Straight truck & full trailer
11	5.1	3	Straight truck & other (non-full trailer)
0	0.0	4	Straight truck & other trailer with gooseneck hitch
0	0.0	5	Straight truck & A-dolly & semitrailer
1	0.5	6	Straight truck wrecker with towed unit
0	0.0	9	Straight truck, unknown if pulling trailer
			Straight truck, 2 cargo-carrying trailers
0	0.0	10	Straight truck & full trailer & other trailer
0	0.0	11	Straight truck & other trailer & other trailer
0	0.0	12	Straight truck & 2 full trailers
0	0.0	13	Straight truck, other trailer with gooseneck hitch, A-dolly, other trailer
0	0.0	14	Straight truck, other trailer with gooseneck hitch, other trailer
			Tractor, no cargo-carrying trailers
8	3.7	20	Bobtail tractor
0	0.0	21	Tractor carrying cargo
0	0.0	22	Tractor & A-dolly
			Tractor, 1 cargo-carrying trailer
110	50.7	30	Tractor & semitrailer
0	0.0	31	Tractor & other (non-semitrailer)
0	0.0	32	Tractor & semitrailer & A-dolly
0	0.0	33	Tractor & full trailer
0	0.0	34	Tractor & gooseneck & other
			Tractor, 2 cargo-carrying trailers
2	0.9	40	Tractor & semitrailer & A-dolly & semitrailer
0	0.0	41	Tractor & semitrailer & B-dolly & semitrailer
0	0.0	42	Tractor & semitrailer & C-dolly & semitrailer

TRUCKS INVOLVED IN FATAL ACCIDENTS, 2006  
 SURVEY VARIABLES – VEHICLES NOT IN-TRANSPORT

<u>N</u>	<u>Prcnt</u>	<u>Code</u>	<u>Label</u>
0	0.0	43	Tractor & semitrailer with unknown dolly & semitrailer
0	0.0	44	Tractor & semitrailer & full trailer
0	0.0	45	Tractor & full trailer & full trailer
0	0.0	46	Tractor & semitrailer & other trailer
0	0.0	49	Tractor & semitrailer & unknown trailer
Tractor, 3 cargo-carrying trailers			
0	0.0	50	Tractor & 3 trailers (A-dollies)
0	0.0	51	Tractor, semitrailer, A-dolly, semitrailer, full trailer
0	0.0	52	Tractor, semitrailer, two full trailers
Combinations for oversize/overweight loads			
0	0.0	60	Tractor & jeep & semitrailer & jeep
0	0.0	61	Tractor & semitrailer & jeep
0	0.0	62	Tractor & jeep & semitrailer
0	0.0	63	Tractor & jeep & full trailer & jeep
0	0.0	64	Tractor & jeep & semitrailer & other
Unusual tractor combinations			
0	0.0	70	Tractor towing tractor *
0	0.0	71	Tractor towing straight truck *
0	0.0	72	Tractor towing tractor-semitrailer*
0	0.0	73	Tractor with one saddlemount tractor
0	0.0	74	Tractor with two saddlemount tractors
0	0.0	75	Tractor with three saddlemount tractors
0	0.0	78	Tractor with saddlemount tractor and Pvan
Unusual straight truck combinations			
0	0.0	80	Straight truck towing straight truck *
0	0.0	81	Straight truck pulling tractor-semitrailer
0	0.0	82	Wrecker and doubles
0	0.0	83	Wrecker towing straight and full trailer
0	0.0	84	Straight with two saddlemount straight trucks
0	0.0	85	Wrecker towing other trailer
2	0.9	99	Unknown

\* Towed units with all wheels on ground

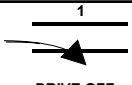
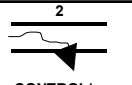
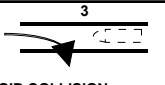

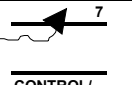

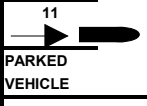
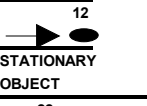
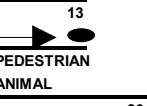
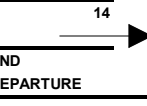

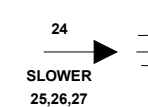
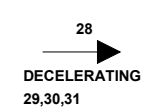
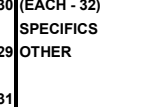
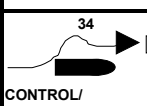
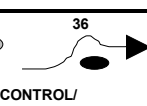
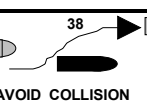
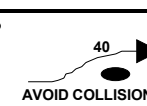
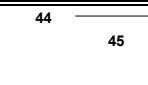
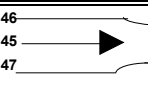
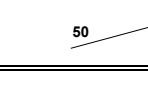
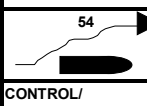
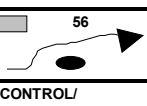
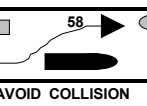
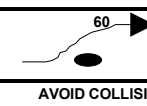


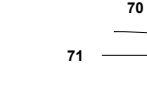
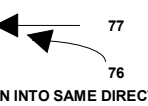
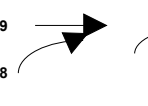
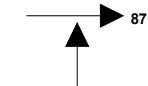

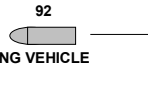
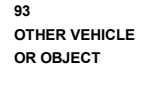


## APPENDIX





**ACCIDENT TYPES (INCLUDES INTENT)**

CATEGORY	CONFIGURATION		4	5
I SINGLE DRIVER	A. RIGHT ROADSIDE DEPARTURE	 1 DRIVE OFF ROAD  2 CONTROL/ TRACTION LOSS  3 AVOID COLLISION W/ VEHICLE, PEDESTRIAN, ANIMAL	SPECIFICS OTHER	SPECIFICS UNKNOWN
	B. LEFT ROADSIDE DEPARTURE	 6 DRIVE OFF ROAD  7 CONTROL/ TRACTION LOSS  8 AVOID COLLISION W/VEHICLE, PEDESTRIAN, ANIMAL	SPECIFICS OTHER	SPECIFICS UNKNOWN
	C. FORWARD IMPACT	 11 PARKED VEHICLE  12 STATIONARY OBJECT  13 PEDESTRIAN ANIMAL  14 END DEPARTURE	SPECIFICS OTHER	SPECIFICS UNKNOWN
II SAME TRAFFICWAY SAME DIRECTION	D. REAR-END	 20 STOPPED 21,22,23  22 23 SLOWER 24,25,26,27  24 25 26 27 DECELERATING 28,29,30,31  28 29 30 31	(EACH - 32) SPECIFICS OTHER	(EACH - 33) SPECIFICS UNKNOWN
	E. FORWARD IMPACT	 34 35 CONTROL/ TRACTION LOSS  36 37 CONTROL/ TRACTION LOSS  38 39 AVOID COLLISION WITH VEHICLE  40 41 AVOID COLLISION WITH OBJECT	(EACH - 42) SPECIFICS OTHER	(EACH - 43) SPECIFICS UNKNOWN
	F. SIDESWIPE ANGLE	 44 45  46 47	(EACH - 48) SPECIFICS OTHER	(EACH - 49) SPECIFICS UNKNOWN
III SAME TRAFFICWAY OPPOSITE DIRECTION	G. HEAD-ON	 50 51 LATERAL MOVE	(EACH - 52) SPECIFICS OTHER	(EACH - 53) SPECIFICS UNKNOWN
	H. FORWARD IMPACT	 54 55 CONTROL/ TRACTION LOSS  56 57 CONTROL/ TRACTION LOSS  58 59 AVOID COLLISION WITH VEHICLE  60 61 AVOID COLLISION WITH OBJECT	(EACH - 62) SPECIFICS OTHER	(EACH - 63) SPECIFICS UNKNOWN
	I. SIDESWIPE/ ANGLE	 64 65 LATERAL MOVE	(EACH - 66) SPECIFICS OTHER	(EACH - 67) SPECIFICS UNKNOWN
IV CHANGE TRAFFICWAY VEHICLE TURNING	J. TURN ACROSS PATH	 68 69 INITIAL OPPOSITE DIRECTIONS  70 71 72 73 INITIAL SAME DIRECTION	(EACH - 74) SPECIFICS OTHER	(EACH - 75) SPECIFICS UNKNOWN
	K. TURN INTO PATH	 76 77 78 TURN INTO SAME DIRECTION  79 80 81 82 83 TURN IN OPPOSITE DIRECTIONS	(EACH - 84) SPECIFICS OTHER	(EACH - 85) SPECIFICS UNKNOWN
V INTERSECTING PATH-VEHICLE DAMAGE	L. STRAIGHT PATHS	 86 87  88 89	(EACH - 90) SPECIFICS OTHER	(EACH - 91) SPECIFICS UNKNOWN
VI MISC.	M. BACKING ETC.	 92 BACKING VEHICLE  93 OTHER VEHICLE OR OBJECT	97 UNTRIPPED ROLLOVER 98 OTHER ACC TYPE 99 UNKNOWN ACC TYPE 00 NO IMPACT	



# CENTER FOR NATIONAL TRUCK & BUS STATISTICS

## TRUCKS INVOLVED IN FATAL ACCIDENTS SURVEY

Accident Date \_\_\_\_\_ / \_\_\_\_\_ / **2006**  
Month Day Year

### ACCIDENT IDENTIFICATION *(fill out prior to interview)*

1. FARS State Code 

_	_
1	2

 State of Accident \_\_\_\_\_
2. FARS Case No. 

_	_	_	_
3	4	5	6
3. FARS Vehicle No. 

_	_
7	8

### POWER UNIT

4. Truck Make
 

[	]	01
[	]	02
[	]	03
[	]	04
[	]	05
[	]	06
[	]	07
[	]	08
[	]	09
[	]	10
[	]	11
[	]	12
[	]	13
[	]	14
[	]	15
[	]	16
[	]	17
[	]	18
[	]	19
[	]	97

  
 \_\_\_\_\_  
*(Specify)*

5. Truck Model Year: 

_	_	_	_
11	12	13	14

6. Cab Style  
 Conventional 

[	]	1
[	]	2
15		

  
 Cab-Over-Engine/Cab Forward

7. Truck Model \_\_\_\_\_  
*(Name or No.) (Specify)*

Truck Model <table style="display: inline-table; vertical-align: middle;"><tr><td style="width: 20px; height: 20px; text-align: center;">_</td><td style="width: 20px; height: 20px; text-align: center;">_</td><td style="width: 20px; height: 20px; text-align: center;">_</td><td style="width: 20px; height: 20px; text-align: center;">_</td><td style="width: 20px; height: 20px; text-align: center;">_</td><td style="width: 20px; height: 20px; text-align: center;">_</td><td style="width: 20px; height: 20px; text-align: center;">_</td><td style="width: 20px; height: 20px; text-align: center;">_</td><td style="width: 20px; height: 20px; text-align: center;">_</td><td style="width: 20px; height: 20px; text-align: center;">_</td></tr><tr><td style="text-align: center;">16</td><td style="text-align: center;">17</td><td style="text-align: center;">18</td><td style="text-align: center;">19</td><td style="text-align: center;">20</td><td style="text-align: center;">21</td><td style="text-align: center;">22</td><td style="text-align: center;">23</td><td style="text-align: center;">24</td><td style="text-align: center;">25</td></tr></table> (editor)	_	_	_	_	_	_	_	_	_	_	16	17	18	19	20	21	22	23	24	25
_	_	_	_	_	_	_	_	_	_											
16	17	18	19	20	21	22	23	24	25											

**NOTE: Put all information and calculations on this form.**

VEHICLE CONFIGURATION

	<u>POWER UNIT</u>	<u>FIRST TRAILER</u>	<u>SECOND TRAILER</u>	<u>THIRD TRAILER</u>
8. TYPE:	Tractor [ ] 8 St. Trk. [ ] 1 <div style="border: 1px solid black; width: 40px; height: 20px; margin-left: 100px; text-align: center;">26</div>	Semi [ ] 1 Full [ ] 2 Other [ ] 3 None [ ] 4 <div style="border: 1px solid black; width: 40px; height: 20px; margin-left: 100px; text-align: center;">27</div>	Semi [ ] 1 Full [ ] 2 Other [ ] 3 None [ ] 4 <div style="border: 1px solid black; width: 40px; height: 20px; margin-left: 100px; text-align: center;">28</div>	Semi [ ] 1 Full [ ] 2 Other [ ] 3 None [ ] 4 <div style="border: 1px solid black; width: 40px; height: 20px; margin-left: 100px; text-align: center;">29</div>
9. NO. OF AXLES IN USE:	<div style="border: 1px solid black; width: 30px; height: 20px; margin-left: 100px; text-align: center;">30</div>	<div style="border: 1px solid black; width: 30px; height: 20px; margin-left: 100px; text-align: center;">31</div>	<div style="border: 1px solid black; width: 30px; height: 20px; margin-left: 100px; text-align: center;">32</div>	<div style="border: 1px solid black; width: 30px; height: 20px; margin-left: 100px; text-align: center;">33</div>
10. COMBINATION CODE:	<div style="display: flex; justify-content: space-around; width: 100%;"> <span>34</span><span>35</span><span>36</span><span>37</span><span>38</span><span>39</span><span>40</span><span>41</span><span>42</span><span>43</span> </div>			

(Key: R=straight truck; T=tractor; S=semitrailer; F=full trailer; O=other trailer; U=unknown trailer; A=A dolly; B=B train; C=C dolly; X=unknown dolly; J=jeep; G=gooseneck)

	<u>POWER UNIT</u>	<u>FIRST TRAILER</u>	<u>SECOND TRAILER</u>	<u>THIRD TRAILER</u>
11. BODY STYLE:	Tractor [ ] 00 Van [ ] 01 Open top van [ ] 02 Refrigerated van [ ] 03 Livestock carrier [ ] 04 Flatbed [ ] 05 Low boy [ ] 06 Flatbed w/equip. [ ] 07 Flatbed w/sides [ ] 08 Pole/logging [ ] 09 Tank - liquid/gas [ ] 10 Tank - dry bulk [ ] 11 Auto carrier [ ] 12 Dump [ ] 13 BottomDump/hopper [ ] 14 Garbage/refuse [ ] 15 Concrete mixer [ ] 17 Other [ ] 95 <div style="border: 1px solid black; width: 40px; height: 20px; margin-left: 100px; text-align: center;">44-45</div>	Van [ ] 01 Open top van [ ] 02 Refrigerated van [ ] 03 Livestock carrier [ ] 04 Flatbed [ ] 05 Low boy [ ] 06 Flatbed w/equip. [ ] 07 Flatbed w/sides [ ] 08 Pole/logging [ ] 09 Tank - liquid/gas [ ] 10 Tank - dry bulk [ ] 11 Auto carrier [ ] 12 Dump [ ] 13 BottomDump/hopper [ ] 14 Garbage/refuse [ ] 15 Concrete mixer [ ] 17 Other [ ] 95 <div style="border: 1px solid black; width: 40px; height: 20px; margin-left: 100px; text-align: center;">46-47</div>	Van [ ] 01 Open top van [ ] 02 Refrigerated van [ ] 03 Livestock carrier [ ] 04 Flatbed [ ] 05 Low boy [ ] 06 Flatbed w/equip. [ ] 07 Flatbed w/sides [ ] 08 Pole/logging [ ] 09 Tank - liquid/gas [ ] 10 Tank - dry bulk [ ] 11 Auto carrier [ ] 12 Dump [ ] 13 BottomDump/hopper [ ] 14 Garbage/refuse [ ] 15 Concrete mixer [ ] 17 Other [ ] 95 <div style="border: 1px solid black; width: 40px; height: 20px; margin-left: 100px; text-align: center;">48-49</div>	Van [ ] 01 Open top van [ ] 02 Refrigerated van [ ] 03 Livestock carrier [ ] 04 Flatbed [ ] 05 Low boy [ ] 06 Flatbed w/equip. [ ] 07 Flatbed w/sides [ ] 08 Pole/logging [ ] 09 Tank - liquid/gas [ ] 10 Tank - dry bulk [ ] 11 Auto carrier [ ] 12 Dump [ ] 13 BottomDump/hopper [ ] 14 Garbage/refuse [ ] 15 Concrete mixer [ ] 17 Other [ ] 95 <div style="border: 1px solid black; width: 40px; height: 20px; margin-left: 100px; text-align: center;">50-51</div>

Describe "other" body style above.

Editor section:	<div style="display: flex; justify-content: space-around; width: 100%;"> <span>52</span><span>53</span><span>54</span><span>55</span><span>56</span><span>57</span><span>58</span><span>59</span><span>60</span><span>61</span> </div>	<div style="display: flex; justify-content: space-around; width: 100%;"> <span>62</span><span>63</span><span>64</span><span>65</span><span>66</span><span>67</span><span>68</span><span>69</span><span>70</span><span>71</span> </div>	<div style="display: flex; justify-content: space-around; width: 100%;"> <span>72</span><span>73</span><span>74</span><span>75</span><span>76</span><span>77</span><span>78</span><span>79</span><span>80</span><span>81</span> </div>	<div style="display: flex; justify-content: space-around; width: 100%;"> <span>82</span><span>83</span><span>84</span><span>85</span><span>86</span><span>87</span><span>88</span><span>89</span><span>90</span><span>91</span> </div>
-----------------	--	--	--	--

CARGO INFORMATION

POWER UNIT

FIRST TRAILER

SECOND TRAILER

THIRD TRAILER

12. CARGO:

Empty	[ ] 00
General freight	[ ] 01
Household goods	[ ] 02
Building materials	[ ] 03
Metal (coils, sheets)	[ ] 04
Heavy machinery	[ ] 05
Large objects	[ ] 06
Motor vehicles	[ ] 07
Piggyback/towaway	[ ] 08
Gases in bulk	[ ] 09
Solids in bulk	[ ] 10
Liquids in bulk	[ ] 11
Explosives	[ ] 12
Logs, poles, lumber	[ ] 13
Refrigerated foods	[ ] 14
Mobile home	[ ] 15
Farm products	[ ] 16
Live animals	[ ] 17
Other	[ ] 18
Unknown type	[ ] 95
92-93	

Empty	[ ] 00
General freight	[ ] 01
Household goods	[ ] 02
Building materials	[ ] 03
Metal (coils, sheets)	[ ] 04
Heavy machinery	[ ] 05
Large objects	[ ] 06
Motor vehicles	[ ] 07
Piggyback/towaway	[ ] 08
Gases in bulk	[ ] 09
Solids in bulk	[ ] 10
Liquids in bulk	[ ] 11
Explosives	[ ] 12
Logs, poles, lumber	[ ] 13
Refrigerated foods	[ ] 14
Mobile home	[ ] 15
Farm products	[ ] 16
Live animals	[ ] 17
Other	[ ] 18
Unknown type	[ ] 95
94-95	

Empty	[ ] 00
General freight	[ ] 01
Household goods	[ ] 02
Building materials	[ ] 03
Metal (coils, sheets)	[ ] 04
Heavy machinery	[ ] 05
Large objects	[ ] 06
Motor vehicles	[ ] 07
Piggyback/towaway	[ ] 08
Gases in bulk	[ ] 09
Solids in bulk	[ ] 10
Liquids in bulk	[ ] 11
Explosives	[ ] 12
Logs, poles, lumber	[ ] 13
Refrigerated foods	[ ] 14
Mobile home	[ ] 15
Farm products	[ ] 16
Live animals	[ ] 17
Other	[ ] 18
Unknown type	[ ] 95
96-97	

Empty	[ ] 00
General freight	[ ] 01
Household goods	[ ] 02
Building materials	[ ] 03
Metal (coils, sheets)	[ ] 04
Heavy machinery	[ ] 05
Large objects	[ ] 06
Motor vehicles	[ ] 07
Piggyback/towaway	[ ] 08
Gases in bulk	[ ] 09
Solids in bulk	[ ] 10
Liquids in bulk	[ ] 11
Explosives	[ ] 12
Logs, poles, lumber	[ ] 13
Refrigerated foods	[ ] 14
Mobile home	[ ] 15
Farm products	[ ] 16
Live animals	[ ] 17
Other	[ ] 18
Unknown type	[ ] 95
98-99	

Cargo \_\_\_\_\_  
(Specify)

Cargo _____	(editor)
100 101 102 103 104 105 106 107 108 109 110 111 112 113 114 115 116 117 118 119	

HAZARDOUS CARGO:

13. Any cargo that required a Hazardous Materials Placard?

Yes	[ ] 1
No	[ ] 2
120	

14. Enter the 4-digit number from Placard

121	122	123	124

15. Enter the Hazardous Materials Class Number from bottom of Placard

125

16. Did any spillage of cargo result from the accident?

No spillage  
Spillage of non-hazardous cargo  
Spillage of hazardous cargo

[ ] 0
[ ] 1
[ ] 2
126

VEHICLE USE

Owner Name \_\_\_\_\_

Owner's Business Type \_\_\_\_\_

17. Operating Authority at the Time of the Accident

Within twelve months before the accident, did any of your trucks carry goods interstate (across state lines)?

- Yes  1
- No  2
- Personal use only  5
- Govt. owned  6
- Daily rental  7

127

At the time of the accident, were you operating:

- Private (carry own goods)  1
- For hire (carry other people's goods)  2
- Personal use only  5
- Govt. owned  6
- Daily rental  7

128

18. ITS/Collision Avoidance Systems or Devices

- Speed limiter/governor
- Headway detection/forward crash warning
- Side/object detection
- Lane departure warning
- Rollover warning
- Electronic stability control
- Power unit tracking
- Trailer tracking

	Yes	No	
Speed limiter/governor	<input type="checkbox"/> 1	<input type="checkbox"/> 2	129
Headway detection/forward crash warning	<input type="checkbox"/> 1	<input type="checkbox"/> 2	130
Side/object detection	<input type="checkbox"/> 1	<input type="checkbox"/> 2	131
Lane departure warning	<input type="checkbox"/> 1	<input type="checkbox"/> 2	132
Rollover warning	<input type="checkbox"/> 1	<input type="checkbox"/> 2	133
Electronic stability control	<input type="checkbox"/> 1	<input type="checkbox"/> 2	134
Power unit tracking	<input type="checkbox"/> 1	<input type="checkbox"/> 2	135
Trailer tracking	<input type="checkbox"/> 1	<input type="checkbox"/> 2	136

19. Intended One-Way Trip Distance

Local < 51 miles

1

Over-the-Road

51 to 100 miles

2

101 to 150 miles

3

151 to 200 miles

4

201 to 500 miles

5

Greater than 500 miles

6

Unknown over-the-road trip distance

7

137

20. How was the driver compensated for this trip?

Percent of gross trip revenue

1

By hour

2

By mile

3

By hour & mile

4

By load

5

Other \_\_\_\_\_

6

*(Specify)*

138

(editor)

139 140 141 142 143 144 145 146 147 148

21. How many hours had the driver been driving since the last 10-hour break?

Hrs.

149

150

REMAINDER TO BE COMPLETED BY EDITOR.

22. Collision avoidance section. Illustrate pre-collision scenario below. Enter GES code.

151 152

[Large empty box for pre-collision scenario illustration]

23. Interview?

Yes [ ] 1  
No [ ] 2  
153

24. Police report?

Yes [ ] 1  
No [ ] 2  
154

25. FAX/Mail/Email?

Yes [ ] 1  
No [ ] 2  
155

DERIVED INFORMATION (Insert question numbers.)

156 157 158 159 160 161 162 163 164 165  
166 167 168 169 170 171 172 173 174 175

26. PAR Number

176 177 178 179 180 181 182 183 184 185 186 187

27. DOT Number

188 189 190 191 192 193 194

28. State PSC Number

195 196 197 198 199 200 201 202 203 204

29. State issuing

205 206

30. GVWR

(editor) 207

31. GCWR

(editor) 208