

**Center for
National Truck Statistics**

**TRUCKS INVOLVED
IN FATAL ACCIDENTS
CODEBOOK 2000**

Anne Matteson

Daniel Blower

March 2003

UMTRI

The University of Michigan
Transportation Research Institute

TRUCKS INVOLVED IN FATAL ACCIDENTS CODEBOOK 2000
(Version March 17, 2003)

Anne Matteson

Daniel Blower

Center for National Truck Statistics

University of Michigan Transportation Research Institute

March 2003

The research reported herein was conducted under general research funds provided by the Affiliates Program for the Center for National Truck Statistics and the Federal Motor Carrier Safety Administration. The opinions, findings, and conclusions expressed in this publication are those of the authors and not necessarily those of the U.S. Department of Transportation, Federal Motor Carrier Safety Administration, or the sponsors of the Affiliates Program.

1. Report No. UMTRI-2003-07		2. Government Accession No.		3. Recipient's Catalog No.	
4. Title and Subtitle TRUCKS INVOLVED IN FATAL ACCIDENTS CODEBOOK 2000 (Version March 17, 2003)				5. Report Date March 2003	
				6. Performing Organization Code	
7. Authors Anne Matteson and Daniel Blower				8. Performing Organization Report No. UMTRI-2003-07	
9. Performing Organization Name and Address University of Michigan Transportation Research Institute 2901 Baxter Road Ann Arbor, MI 48109-2150				10. Work Unit No.	
				11. Contract or Grant No. DTMC75-02-R-00090	
12. Sponsoring Agency Name and Address U.S. Department of Transportation Federal Motor Carrier Safety Administration 400 Seventh Street, S.W. Washington, D.C. 20590				13. Type of Report and Period Covered Special Report Task A	
				14. Sponsoring Agency Code	
15. Supplementary Notes					
16. Abstract <p>This report provides one-way frequencies for all the vehicles in UMTRI's file of Trucks Involved in Fatal Accidents (TIFA), 2000. The 2000 TIFA file is a census of all medium and heavy trucks involved in a fatal accident in the United States. The TIFA database provides coverage of all medium and heavy trucks recorded in the Fatality Analysis Reporting System (FARS) file. TIFA combines vehicle, accident, and occupant records from FARS with information about the physical configuration and operating authority of the truck from the TIFA survey.</p>					
17. Key Words Medium trucks, heavy trucks, fatal accident data			18. Distribution Statement Unlimited		
19. Security Classification (of this report) Unclassified		20. Security Classification (of this page) Unclassified		21. No. of Pages 130	22. Price

Acknowledgments

The data documented in this report are the product of the dedicated efforts of many people. The project originated under the direction of Ken Campbell and Oliver Carsten. Raymond Masters, Leslie Pettis, Robert Pichler, Christine Schmidt, Daniel Hershberger, and many interviewers and editors made the accuracy of the data a matter of personal pride. The project would not have been possible without the willing cooperation of thousands of truck owners, operators, and police officers across the country.

The TIFA survey is conducted by the Center for National Truck Statistics at the University of Michigan Transportation Research Institute with support from the Affiliates Program for the CNTS. Current members are the American Trucking Associations, Inc.; Freightliner Corporation; the Owner-Operator Independent Drivers Association, Inc.; Navistar International Corporation; and National Seating. The preparation of the data file and codebook were supported by the National Highway Traffic Safety Administration's National Center for Statistics and Analysis, the Federal Motor Carrier Safety Administration, and the Bureau of Transportation Statistics.

INTRODUCTION

Overview

This report documents the March 17, 2003 version of the Trucks Involved in Fatal Accidents (TIFA) 2000 dataset. The report summarizes all the information in the computerized data file. The 2000 TIFA file contains records for all the medium and heavy trucks that were involved in a fatal accident in all 50 of the United States during calendar year 2000. Trucks with a gross vehicle weight rating of 10,000 pounds or less, primarily pickups, are excluded as nonsample, as are emergency vehicles and other non-trucks. All the vehicles described are from Version 25Oct01, 2001, of the Fatality Analysis Reporting System (FARS) file for 2000 accidents, developed by the National Highway Traffic Safety Administration (NHTSA).

The 2000 TIFA file is a census file, which means there is one record for each of the 5,275 medium and heavy trucks involved in a fatal accident in 2000. The codebook presents frequencies for the FARS variables and the TIFA survey variables for the actual number of cases in the file.

Missing data rates for TIFA survey variables are low. The range of missing data values is illustrated by the following examples. Power unit type (variable 1007) could not be determined for only 47 (1%) of the 5,275 cases. Vehicle configuration (variable 1048) is unknown for 47 (1%) cases. Gross vehicle weight rating (variable 1050) could not be determined for 253 (5%) cases and gross vehicle weight (variable 1052) is unknown for 1063 (20.2%) cases.

The 2000 FARS file included some changes from the previous year: New variables Bus use (variable 171) and GVWR (variable 172) were added. In addition, four new variables added for the 1999 data year were continued: variable 71, Latitude; variable 72, Longitude; variable 361, Race; and variable 362, Hispanic origin.

The 2000 TIFA survey used the revised form created for the 1997 data year. There have been some revisions in the data collected through the TIFA survey in recent years. In 1991, variables were added to record the actual cargo, truck model, truck configuration, cargo body style, and lift axles on each unit in the combination. New levels were added to the variables for cargo type and cargo body style. In 1994, two new variables were added and are continued here: variable 1059, Accident type, which follows the General Estimates System file (from NHTSA) accident type diagrams; and variable 1065, Fax/mail, which shows how information was provided by respondents.

TIFA survey data has been consistent since the 1997 data year. However, there have been some changes in the variables available from FARS, including variables that have been added to FARS and variables with changes in code levels. While we have tried to make variable numbering consistent from year to year, we have no control over changes made to the FARS variables. Thus, variable numbers and code values in the 2000 TIFA file are not fully consistent with the files for 1980 through 1999. Accordingly, TIFA codebooks from earlier years should not be used as guides to the 2000 TIFA dataset.

The dataset includes virtually all the variables from the public version of the FARS file: the accident variables, the vehicle variables (for the truck), and the occupant variables (for the driver of the truck). A few cases had no occupant record because the vehicle was not occupied at the time of the accident. These cases have been padded with the appropriate missing data codes. All variables are at the vehicle level; that is, there is one record for each truck involved.

In addition to the variables from FARS (variables 1 through 362), there is a set of variables (numbers 1001 through 1075) that contains the information from the TIFA survey form. The bulk of this information is produced by telephone interviews with the driver, owner, or some other involved party. Some of this information is transcribed from police reports collected from the states.

While the FARS file includes much information on the accident environment and events, information on the vehicles involved, particularly trucks, is limited. Details about the physical configuration of the trucks involved are supplied by the TIFA survey. (The survey form is reproduced in the appendix of this codebook.) The TIFA survey collects a detailed physical description of the truck. These data include the cab style of the power unit; the weights, lengths, and axle counts of all units; trailer type, cargo body style, cargo type, and cargo weight; and the company type and operating authority of the operator of the vehicle. The combination of the FARS accident level variables with the physical detail of the TIFA survey produces the most detailed account of fatal truck accidents available.

Sources of Information

The first step in the acquisition of the data to supplement FARS was to obtain, from the states, copies of the police reports on all fatal accidents involving at least one truck. While the format of these reports varies considerably from state to state, they all include the identities of the owner and the driver of the vehicles involved (though some states remove this information) and a description, sometimes very brief, of what occurred. These police reports were subsequently used in identifying the appropriate respondent to contact and in checking responses for accuracy.

Police reports were not received for 186 of 188 Pennsylvania cases and for 61 of 122 Mississippi cases. Police reports were also unavailable for 16 Nevada cases, six Utah cases, three Texas cases, one Missouri case, and one California case.

For all of the cases where no police report was available, an attempt was made to match the FARS case to the corresponding case in the Motor Carrier Management Information System (MCMIS) Crash file. The MCMIS Crash file is compiled from state-reported data on all trucks and buses involved in crashes meeting a certain severity threshold, including fatal injuries. An algorithm was developed to match FARS cases for which no police report could be obtained, to MCMIS Crash file cases using date, time, location, and vehicle information. The MCMIS file usually identifies both the truck owner and the investigating officer of the crash. This information was used to contact potential survey respondents. Only those cases where the match was certain were pursued.

Information was collected primarily by telephone interviews. The person or company contacted was, when possible, the owner of the vehicle as listed in the police report. If no contact could be made with the owner, an attempt was made to reach the driver. If neither the owner nor the driver could be reached, as much information as possible was collected from other parties, such as the police officer who investigated the accident or the tow truck operator if the vehicle was towed from the scene. Finally, if no knowledgeable respondent could be found, as much information as possible was coded from the police report. For these cases, variable 1063, which documents whether an interview was conducted, is coded "no," and variable 1064, police report, is coded "yes."

Editors carefully checked each completed interview. All modifications to the survey responses received from an interview are indicated in variables 1066 through 1075. Imputations made by the editors to fill in missing data elements are also indicated there. The numbers coded in these variables are the question numbers on the interview form (see appendix). Thus a "20" in variable 1068 indicates that the third item corrected or derived for that particular case was the response to question 20 on the interview form. There is no particular pattern to the order in which such modifications are indicated. Derivations were made when the editor was able to deduce a piece of information to fill in something missing on the interview form. For example, an empty weight might have been estimated for a tractor by decoding the VIN to identify the model, consulting the manufacturer's specifications for the cab and chassis weight, and then adding the appropriate amount for any added equipment.

Number of Cases

Version 25Oct01 of the 2000 FARS file lists 5,375 vehicles (excluding fire trucks) involved in fatal accidents in the United States, that were identified as possible medium or heavy trucks.

However, some of the selected vehicles were subsequently found to be light, rather than medium or heavy, trucks. In particular, a number of vehicles coded by FARS as trucks turned out to be pickups, emergency vehicles, or other light vehicles. Also, vehicles that did not conform to the rules for inclusion in FARS were designated nonsample. These included vehicles parked off the roadway (e.g., on the shoulder) or legally parked at the side of the road, or cases in which the fatality occurred prior to the crash (e.g., heart attacks). Altogether 100 cases were determined to be nonsample. Subtracting those 100 from the FARS file total of 5,375 cases leaves 5,275, which is the number of trucks involved in fatal accidents in 2000.

Obtaining Information from the Dataset

This report provides counts and distributions of the code values for each variable in the file. These tabulations are useful for understanding the variables available in the file, the completeness of the data, and the number of cases with any specific code value.

Many research questions require more detailed cross-classification of the data. In general, different types of trucks are used differently. In comparing the accident experience of straight trucks with that of tractor-semitrailers, for example, one might wish to examine the distributions of trip type and carrier type. While this dataset is not made available to the public by UMTRI, the staff of the Center for National Truck Statistics at UMTRI will be pleased to make the appropriate runs for outside users. Requests for consultation on and analysis of the data are welcome and may be addressed to Daniel Blower at (734) 764-0248. The file has also been provided to the NHTSA's National Center for Statistics and Analysis. Finally, while every effort has been made to check the accuracy of the data, the file may contain errors not yet detected.

TRUCKS INVOLVED IN FATAL ACCIDENTS, 2000
FARS ACCIDENT VARIABLES

Variable Number	Variable Name	Width	Storage Type	Page Number
1	CASE STATE	2	Numeric	15
2	CASE NUMBER	4	Numeric	16
7	CITY	4	Numeric	16
8	COUNTY	3	Numeric	16
9	ACCIDENT DATE - MONTH	2	Numeric	17
10	ACCIDENT DATE - DAY	2	Numeric	17
11	ACCIDENT DATE - YEAR	4	Numeric	17
12	ACCIDENT TIME - HOUR	2	Numeric	17
13	ACCIDENT TIME - MINUTE	2	Numeric	18
14	NUMBER OF VEHICLE FORMS	2	Numeric	18
15	NUMBER OF PERSON FORMS	2	Numeric	19
16	LAND USE	1	Numeric	19
17	NATIONAL HIGHWAY SYSTEM	1	Numeric	20
18	ROADWAY FUNCTION CLASS	2	Numeric	20
19	ROUTE SIGNING	1	Numeric	20
20	TRAFFICWAY IDENTIFIER	20	Alphabetic	21
21	MILEPOINT	5	Numeric	21
22	SPECIAL JURISDICTION	1	Numeric	21
23	FIRST HARMFUL EVENT	2	Numeric	22
24	MANNER OF COLLISION	1	Numeric	24
25	RELATION TO JUNCTION	2	Numeric	24
26	RELATION TO ROADWAY	2	Numeric	25
27	TRAFFICWAY FLOW	1	Numeric	25
28	NUMBER OF TRAVEL LANES	1	Numeric	25
29	SPEED LIMIT	2	Numeric	26
30	ROADWAY ALIGNMENT	1	Numeric	26
31	ROADWAY PROFILE	1	Numeric	26
32	ROADWAY SURFACE TYPE	1	Numeric	26
33	ROADWAY SURFACE CONDITION	1	Numeric	27
34	TRAFFIC CONTROL DEVICE	2	Numeric	27
35	TRAFFIC CONT FUNCTIONING	1	Numeric	28
36	HIT AND RUN	1	Numeric	29
37	LIGHT CONDITION	1	Numeric	29
38	ATMOSPHERIC CONDITIONS	1	Numeric	29
39	CONSTRUCTION/MAINT ZONE	1	Numeric	30
40	EMS NOTIFIED - HOUR	2	Numeric	30
41	EMS NOTIFIED - MINUTE	2	Numeric	30
42	EMS ARRIVAL - HOUR	2	Numeric	31
43	EMS ARRIVAL - MINUTE	2	Numeric	31
46	SCHOOL BUS RELATED	1	Numeric	31
48	RAIL GRADE CROSSING ID	7	Alphabetic	31
49	NUMBER FATALITIES IN ACC	2	Numeric	32
50	DAY OF WEEK	1	Numeric	32
51	NUMBER DRINKING DRIVERS	1	Numeric	32
52	ACCIDENT DATE - JULIAN	5	Numeric	33
53	NUMBER UNINJURED IN ACC	2	Numeric	33
54	NUMBER C-INJURED IN ACC	2	Numeric	33
55	NUMBER B-INJURED IN ACC	2	Numeric	34
56	NUMBER A-INJURED IN ACC	2	Numeric	34
57	NUMBER K-INJURED IN ACC	2	Numeric	34

TRUCKS INVOLVED IN FATAL ACCIDENTS, 2000
FARS ACCIDENT VARIABLES

<u>Variable Number</u>	<u>Variable Name</u>	<u>Width</u>	<u>Storage Type</u>	<u>Page Number</u>
58	NUM UNK INJURED IN ACC	2	Numeric	35
59	ACC RELATED FACTORS #1	2	Numeric	35
60	ACC RELATED FACTORS #2	2	Numeric	36
61	ACC RELATED FACTORS #3	2	Numeric	36
71	LATITUDE	8	Alphabetic	36
72	LONGITUDE	9	Alphabetic	37

TRUCKS INVOLVED IN FATAL ACCIDENTS, 2000
FARS VEHICLE VARIABLES

Variable Number	Variable Name	Width	Storage Type	Page Number
104	VEHICLE NUMBER	2	Numeric	39
107	NUMBER OF OCCUPANTS	2	Numeric	39
108	VEHICLE MAKE	2	Numeric	39
109	VEHICLE MAKE-MODEL	5	Numeric	40
110	BODY TYPE	2	Numeric	43
111	MODEL YEAR	4	Numeric	44
112	VIN	12	Alphabetic	44
123	REGISTRATION STATE	2	Numeric	44
124	REGISTERED VEHICLE OWNER	1	Numeric	46
125	ROLLOVER	1	Numeric	46
126	JACKKNIFE	1	Numeric	46
127	TRAVEL SPEED	2	Numeric	46
128	HAZARDOUS CARGO	1	Numeric	47
129	VEHICLE TRAILERING	1	Numeric	47
130	VEHICLE CONFIGURATION	1	Numeric	47
131	NUMBER OF AXLES	2	Numeric	47
132	CARGO BODY TYPE	2	Numeric	48
133	SPECIAL USE	1	Numeric	48
134	EMERGENCY USE	1	Numeric	49
135	IMPACT POINT - INITIAL	2	Numeric	49
136	IMPACT POINT - PRINCIPAL	2	Numeric	49
137	EXTENT OF DEFORMATION	1	Numeric	50
138	VEHICLE ROLE	1	Numeric	50
139	MANNER OF LEAVING SCENE	1	Numeric	50
140	FIRE OCCURRENCE	1	Numeric	50
142	VEHICLE MANEUVER	2	Numeric	51
143	CRASH AVOIDANCE MANUEVER	1	Numeric	51
144	MOST HARMFUL EVENT	2	Numeric	51
145	NUMBER OF DEATHS IN VEH	2	Numeric	54
151	VIN TRUCK FUEL CODE	1	Numeric	54
152	VIN TRUCK WEIGHT CODE	1	Numeric	54
153	VIN TRUCK SERIES	3	Alphabetic	54
155	LENGTH OF VIN	2	Numeric	55
156	NUMBER UNINJURED IN VEH	2	Numeric	55
157	NUMBER C-INJURED IN VEH	2	Numeric	55
158	NUMBER B-INJURED IN VEH	2	Numeric	56
159	NUMBER A-INJURED IN VEH	2	Numeric	56
160	NUMBER K-INJURED IN VEH	2	Numeric	56
161	NUM UNK INJURED IN VEH	2	Numeric	56
162	VEH RELATED FACTORS #1	2	Numeric	57
163	VEH RELATED FACTORS #2	2	Numeric	57
164	UNDERRIDE/OVERRIDE	1	Numeric	58
170	MOTOR CARRIER ID NUMBER	11	Alphabetic	59
171	BUS USE	1	Numeric	59
172	GROSS WEIGHT RATING-GVWR	1	Numeric	59

TRUCKS INVOLVED IN FATAL ACCIDENTS, 2000
FARS DRIVER VARIABLES

Variable Number	Variable Name	Width	Storage Type	Page Number
207	DRIVER PRESENCE	1	Numeric	61
208	DRIVER DRINKING	1	Numeric	61
209	LICENSE STATE	2	Numeric	61
210	NON-CDL LICENSE STATUS	1	Numeric	62
211	LICENSE CLASS COMPLIANCE	1	Numeric	63
212	CDL LICENSE STATUS	1	Numeric	63
213	LICENSE ENDORSEMENTS	1	Numeric	64
214	LICENSE RESTRICTIONS MET	1	Numeric	64
216	NUMBER OF PREV ACCIDENTS	2	Numeric	64
217	NUMBER PREV SUSPENSIONS	2	Numeric	65
218	NUMBER OF PREV DWI CONV	2	Numeric	65
219	NUM PREV SPEEDING CONV	2	Numeric	65
220	NUM PREV OTHER MV CONV	2	Numeric	66
221	LAST ACCIDENT - MONTH	2	Numeric	66
222	LAST ACCIDENT - YEAR	4	Numeric	66
223	FIRST ACCIDENT - MONTH	2	Numeric	67
224	FIRST ACCIDENT - YEAR	4	Numeric	67
227	DRIVER RELATED FACTORS#1	2	Numeric	68
228	DRIVER RELATED FACTORS#2	2	Numeric	70
229	DRIVER RELATED FACTORS#3	2	Numeric	72
230	DRIVER RELATED FACTORS#4	2	Numeric	74
231	VIOLATIONS CHARGED #1	2	Numeric	75
232	VIOLATIONS CHARGED #2	2	Numeric	77
233	VIOLATIONS CHARGED #3	2	Numeric	78
235	DRIVER HEIGHT	2	Numeric	79
236	DRIVER WEIGHT	3	Numeric	79

TRUCKS INVOLVED IN FATAL ACCIDENTS, 2000
FARS OCCUPANT VARIABLES

Variable Number	Variable Name	Width	Storage Type	Page Number
306	OCCUPANT NUMBER	2	Numeric	81
308	OCCUPANT AGE	2	Numeric	81
309	OCCUPANT SEX	1	Numeric	82
310	OCCUPANT TYPE	2	Numeric	83
311	OCC SEATING POSITION	2	Numeric	83
312	RESTRAINT SYSTEM USE	2	Numeric	83
313	AIR BAG AVAIL/DEPLOY	2	Numeric	83
314	OCCUPANT EJECTION	1	Numeric	84
315	EJECTION PATH	1	Numeric	84
316	OCCUPANT EXTRICATION	1	Numeric	84
321	DRUG INVOLVEMENT	1	Numeric	85
322	DRUG DETERMINATION	1	Numeric	85
323	DRUG TEST TYPE #1	1	Numeric	85
324	DRUG TEST RESULTS #1	3	Numeric	85
325	DRUG TEST TYPE #2	1	Numeric	86
326	DRUG TEST RESULTS #2	3	Numeric	87
327	DRUG TEST TYPE #3	1	Numeric	87
328	DRUG TEST RESULTS #3	3	Numeric	88
329	OCCUPANT INJURY SEVERITY	1	Numeric	89
330	OCC TAKEN TO HOSPITAL	1	Numeric	89
331	OCC DEATH DATE - MONTH	2	Numeric	89
332	OCC DEATH DATE - DAY	2	Numeric	90
333	OCC DEATH DATE - YEAR	4	Numeric	90
334	OCC DEATH TIME - HOURS	2	Numeric	90
335	OCC DEATH TIME - MINUTES	2	Numeric	91
336	LAG TIME ACC/DEATH - HRS	3	Numeric	91
342	OCC FATAL INJURY AT WORK	1	Numeric	91
345	OCC ALCOHOL INVOLVEMENT	1	Numeric	91
346	OCC METH ALC DETERMINAT	1	Numeric	92
347	ALCOHOL TEST TYPE	1	Numeric	92
348	OCC ALCOHOL TEST RESULT	2	Numeric	92
361	RACE	2	Numeric	93
362	HISPANIC ORIGIN	2	Numeric	93

TRUCKS INVOLVED IN FATAL ACCIDENTS, 2000
SURVEY VARIABLES

Variable Number	Variable Name	Width	Storage Type	Page Number
1001	POWER UNIT MAKE	2	Numeric	95
1002	POWER UNIT YEAR	4	Numeric	95
1003	CAB STYLE	1	Numeric	96
1004	SLEEPER PRESENT	1	Numeric	96
1005	FUEL TYPE	1	Numeric	97
1006	TRUCK MODEL	10	Alphabetic	97
1007	POWER UNIT TYPE	1	Numeric	97
1008	STRT TRUCK BODY STYLE	2	Numeric	97
1009	STRT TRUCK OTHER BODY	10	Alphabetic	98
1010	POWER UNIT NO. OF AXLES	1	Numeric	98
1011	POWER UNIT LIFT AXLES	1	Numeric	98
1012	POWER UNIT LENGTH	3	Numeric	99
1013	POWER UNIT CARGO WEIGHT	6	Numeric	99
1014	POWER UNIT EMPTY WEIGHT	6	Numeric	100
1015	POWER UNIT CARGO	2	Numeric	100
1016	POWER UNIT HAZ. CARGO	1	Numeric	101
1017	1ST TRAILER TYPE	1	Numeric	101
1018	1ST TRAILER NO. OF AXLES	2	Numeric	101
1019	1ST TRAILER LIFT AXLES	1	Numeric	101
1020	1ST TRAILER EMPTY WEIGHT	6	Numeric	102
1021	1ST TRAILER CARGO WEIGHT	6	Numeric	102
1022	1ST TRAILER LENGTH	3	Numeric	102
1023	1ST TRAILER BODY	2	Numeric	104
1024	1ST TRAILER OTHER BODY	10	Alphabetic	104
1025	1ST TRAILER CARGO	2	Numeric	105
1026	1ST TRAILER HAZ. CARGO	1	Numeric	105
1027	2ND TRAILER TYPE	1	Numeric	105
1028	2ND TRAILER NO. OF AXLES	2	Numeric	106
1029	2ND TRAILER LIFT AXLES	1	Numeric	106
1030	2ND TRAILER EMPTY WEIGHT	6	Numeric	106
1031	2ND TRAILER CARGO WEIGHT	6	Numeric	107
1032	2ND TRAILER LENGTH	3	Numeric	107
1033	2ND TRAILER BODY	2	Numeric	108
1034	2ND TRAILER OTHER BODY	10	Alphabetic	108
1035	2ND TRAILER CARGO	2	Numeric	108
1036	2ND TRAILER HAZ. CARGO	1	Numeric	109
1037	3RD TRAILER TYPE	1	Numeric	109
1038	3RD TRAILER NO. OF AXLES	2	Numeric	109
1039	3RD TRAILER LIFT AXLES	1	Numeric	110
1040	3RD TRAILER EMPTY WEIGHT	6	Numeric	110
1041	3RD TRAILER CARGO WEIGHT	6	Numeric	110
1042	3RD TRAILER LENGTH	3	Numeric	110
1043	3RD TRAILER BODY	2	Numeric	111
1044	3RD TRAILER OTHER BODY	10	Alphabetic	111
1045	3RD TRAILER CARGO	2	Numeric	111
1046	3RD TRAILER HAZ. CARGO	1	Numeric	112
1047	VEHICLE CONFIGURATION	10	Alphabetic	112
1048	VEHICLE COMBINATION CODE	2	Numeric	112
1049	NO. OF TRAILERS	1	Numeric	114
1050	GROSS VEH WEIGHT RATING	1	Numeric	114

TRUCKS INVOLVED IN FATAL ACCIDENTS, 2000
SURVEY VARIABLES

Variable Number	Variable Name	Width	Storage Type	Page Number
1051	EMPTY COMBINATION WEIGHT	6	Numeric	114
1052	GROSS COMBINATION WEIGHT	6	Numeric	114
1053	TOTAL LENGTH	3	Numeric	115
1054	TOTAL WIDTH	3	Numeric	115
1055	SPECIFIC CARGO	20	Alphabetic	115
1056	CARGO SPILLAGE	1	Numeric	115
1057	AREA OF OPERATION	1	Numeric	116
1058	OPERATING AUTHORITY	1	Numeric	116
1059	ACCIDENT TYPE	2	Numeric	116
1061	TRIP TYPE	1	Numeric	116
1062	HOURS DRIVING	2	Numeric	117
1063	INTERVIEW CONDUCTED	1	Numeric	117
1064	POLICE REPORT	1	Numeric	117
1065	FAX/MAIL	1	Numeric	118
1066	1ST QUESTION DERIVED	2	Numeric	118
1067	2ND QUESTION DERIVED	2	Numeric	118
1068	3RD QUESTION DERIVED	2	Numeric	119
1069	4TH QUESTION DERIVED	2	Numeric	119
1070	5TH QUESTION DERIVED	2	Numeric	119
1071	6TH QUESTION DERIVED	2	Numeric	119
1072	7TH QUESTION DERIVED	2	Numeric	120
1073	8TH QUESTION DERIVED	2	Numeric	120
1074	9TH QUESTION DERIVED	2	Numeric	120
1075	10TH QUESTION DERIVED	2	Numeric	120

The ACCIDENT Variables

Variables 1 through 72 are the FARS variables that describe the accident.

Variable 1	CASE STATE		Width: 2	Type: Numeric
			Dec: None	Miss: None
N	Prcnt	Code Value and Description		
154	2.9	1 Alabama		
4	0.1	2 Alaska		
107	2.0	4 Arizona		
119	2.3	5 Arkansas		
396	7.5	6 California		
75	1.4	8 Colorado		
39	0.7	9 Connecticut		
21	0.4	10 Delaware		
4	0.1	11 District of Columbia		
321	6.1	12 Florida		
219	4.2	13 Georgia		
2	0.0	15 Hawaii		
27	0.5	16 Idaho		
171	3.2	17 Illinois		
170	3.2	18 Indiana		
87	1.6	19 Iowa		
85	1.6	20 Kansas		
99	1.9	21 Kentucky		
118	2.2	22 Louisiana		
27	0.5	23 Maine		
67	1.3	24 Maryland		
49	0.9	25 Massachusetts		
152	2.9	26 Michigan		
78	1.5	27 Minnesota		
122	2.3	28 Mississippi		
179	3.4	29 Missouri		
27	0.5	30 Montana		
55	1.0	31 Nebraska		
37	0.7	32 Nevada		
11	0.2	33 New Hampshire		
94	1.8	34 New Jersey		
44	0.8	35 New Mexico		
162	3.1	36 New York		
178	3.4	37 North Carolina		
11	0.2	38 North Dakota		
199	3.8	39 Ohio		
116	2.2	40 Oklahoma		
65	1.2	41 Oregon		
188	3.6	42 Pennsylvania		
2	0.0	44 Rhode Island		
96	1.8	45 South Carolina		
22	0.4	46 South Dakota		
172	3.3	47 Tennessee		
499	9.5	48 Texas		

TRUCKS INVOLVED IN FATAL ACCIDENTS, 2000
 FARS ACCIDENT VARIABLES

Variable 1:CASE STATE (Continued)

N	Prcnt	Code	Value and Description
44	0.8	49	Utah
8	0.2	50	Vermont
107	2.0	51	Virginia
69	1.3	53	Washington
51	1.0	54	West Virginia
106	2.0	55	Wisconsin
20	0.4	56	Wyoming

Variable 2	CASE NUMBER	Width: 4	Type: Numeric
		Dec: None	Miss: None

CASE NUMBER ASSIGNED WITHIN STATES

N	Prcnt	Code	Value and Description
3	0.1	1	
		-	Case number
0	0.0	9999	

Variable 7	CITY	Width: 4	Type: Numeric
		Dec: None	Miss: 9999

CITY - GSA GEOGRAPHIC LOCATION CODE

N	Prcnt	Code	Value and Description
3524	66.8	0	Not applicable
0	0.0	1	
		-	GSA code
0	0.0	9996	
19	0.4	9997	Other
4	0.1	9999	Unknown

Variable 8	COUNTY	Width: 3	Type: Numeric
		Dec: None	Miss: 999

COUNTY - GSA GEOGRAPHIC LOCATION CODE

N	Prcnt	Code	Value and Description
1	0.0	0	Not applicable
98	1.9	1	
		-	GSA code
0	0.0	996	
0	0.0	997	Other
0	0.0	999	Unknown

TRUCKS INVOLVED IN FATAL ACCIDENTS, 2000
FARS ACCIDENT VARIABLES

Variable 9	ACCIDENT DATE - MONTH	Width: 2	Type: Numeric
		Dec: None	Miss: 99

N	Prcnt	Code	Value and Description
408	7.7	1	January
389	7.4	2	February
422	8.0	3	March
388	7.4	4	April
412	7.8	5	May
509	9.6	6	June
435	8.2	7	July
497	9.4	8	August
473	9.0	9	September
459	8.7	10	October
458	8.7	11	November
425	8.1	12	December

Variable 10	ACCIDENT DATE - DAY	Width: 2	Type: Numeric
		Dec: None	Miss: 99

N	Prcnt	Code	Value and Description
165	3.1	1	
		-	Day of month
95	1.8	31	

Variable 11	ACCIDENT DATE - YEAR	Width: 4	Type: Numeric
		Dec: None	Miss: 9999

N	Prcnt	Code	Value and Description
5275	100.0	2000	2000

Variable 12	ACCIDENT TIME - HOUR	Width: 2	Type: Numeric
		Dec: None	Miss: 99

N	Prcnt	Code	Value and Description
126	2.4	0	12:01 am - 12:59 am
124	2.4	1	1:00 am - 1:59 am
133	2.5	2	2:00 am - 2:59 am
133	2.5	3	3:00 am - 3:59 am
135	2.6	4	4:00 am - 4:59 am
185	3.5	5	5:00 am - 5:59 am
256	4.9	6	6:00 am - 6:59 am
240	4.5	7	7:00 am - 7:59 am
267	5.1	8	8:00 am - 8:59 am
284	5.4	9	9:00 am - 9:59 am
332	6.3	10	10:00 am - 10:59 am

TRUCKS INVOLVED IN FATAL ACCIDENTS, 2000
FARS ACCIDENT VARIABLES

Variable 12: ACCIDENT TIME - HOUR (Continued)

N	Prcnt	Code	Value and Description
335	6.4	11	11:00 am - 11:59 am
317	6.0	12	12:00 pm - 12:59 pm
336	6.4	13	1:00 pm - 1:59 pm
350	6.6	14	2:00 pm - 2:59 pm
349	6.6	15	3:00 pm - 3:59 pm
280	5.3	16	4:00 pm - 4:59 pm
238	4.5	17	5:00 pm - 5:59 pm
191	3.6	18	6:00 pm - 6:59 pm
134	2.5	19	7:00 pm - 7:59 pm
135	2.6	20	8:00 pm - 8:59 pm
142	2.7	21	9:00 pm - 9:59 pm
126	2.4	22	10:00 pm - 10:59 pm
120	2.3	23	11:00 pm - 11:59 pm
4	0.1	24	12:00 midnight
3	0.1	99	Unknown

Variable 13	ACCIDENT TIME - MINUTE	Width: 2	Type: Numeric
		Dec: None	Miss: 99

N	Prcnt	Code	Value and Description
378	7.2	0	- Minute
51	1.0	59	
4	0.1	99	Unknown

Variable 14	NUMBER OF VEHICLE FORMS	Width: 2	Type: Numeric
		Dec: None	Miss: None

NUMBER OF VEHICLES INVOLVED IN ACCIDENT

N	Prcnt	Code	Value and Description
878	16.6	1	1 vehicle
3266	61.9	2	2 vehicles
694	13.2	3	3 vehicles
232	4.4	4	4 vehicles
96	1.8	5	5 vehicles
46	0.9	6	6 vehicles
23	0.4	7	7 vehicles
3	0.1	8	8 vehicles
5	0.1	9	9 vehicles
3	0.1	10	10 vehicles
3	0.1	11	11 vehicles
6	0.1	12	12 vehicles
9	0.2	13	13 vehicles
5	0.1	15	15 vehicles
6	0.1	32	32 vehicles

TRUCKS INVOLVED IN FATAL ACCIDENTS, 2000
 FARS ACCIDENT VARIABLES

Variable 15	NUMBER OF PERSON FORMS	Width: 2	Type: Numeric
		Dec: None	Miss: None

NUMBER OF PERSONS INVOLVED IN ACCIDENT

Does not include uninjured bus or railway train occupants

N	Prcnt	Code	Value and Description
400	7.6	1	1 person
2193	41.6	2	2 persons
1224	23.2	3	3 persons
608	11.5	4	4 persons
325	6.2	5	5 persons
181	3.4	6	6 persons
113	2.1	7	7 persons
83	1.6	8	8 persons
39	0.7	9	9 persons
33	0.6	10	10 persons
21	0.4	11	11 persons
11	0.2	12	12 persons
10	0.2	13	13 persons
1	0.0	14	14 persons
2	0.0	15	15 persons
2	0.0	16	16 persons
12	0.2	17	17 persons
4	0.1	19	19 persons
1	0.0	20	20 persons
5	0.1	27	27 persons
1	0.0	32	32 persons
6	0.1	48	48 persons

Variable 16	LAND USE	Width: 1	Type: Numeric
		Dec: None	Miss: 9

LAND USE - FHWA CLASSIFICATION

Recode of Roadway Function Class (V 18)

N	Prcnt	Code	Value and Description
1635	31.0	1	Urban area
3479	66.0	2	Rural area
161	3.1	9	Unknown

TRUCKS INVOLVED IN FATAL ACCIDENTS, 2000
FARS ACCIDENT VARIABLES

Variable 17	NATIONAL HIGHWAY SYSTEM	Width: 1	Type: Numeric
		Dec: None	Miss: 9

National Highway System (NHS) includes the entire Interstate System, and consists of principal arterial system routes and some Strategic Highway Network connectors functionally classified below principal arterial.

N	Prcnt	Code	Value and Description
2300	43.6	0	This section is not on the NHS
2786	52.8	1	This section is on the NHS
189	3.6	9	Unknown if this section is on the NHS

Variable 18	ROADWAY FUNCTION CLASS	Width: 2	Type: Numeric
		Dec: None	Miss: 99

N	Prcnt	Code	Value and Description
Rural			
805	15.3	1	Principal arterial - interstate
1125	21.3	2	Principal arterial - other
603	11.4	3	Minor arterial
520	9.9	4	Major collector
116	2.2	5	Minor collector
192	3.6	6	Local road or street
118	2.2	9	Unknown rural
Urban			
498	9.4	11	Principal arterial - interstate
179	3.4	12	Principal arterial - other freeways or expressways
484	9.2	13	Other principal arterial
236	4.5	14	Minor arterial
59	1.1	15	Collector
155	2.9	16	Local road or street
24	0.5	19	Unknown urban
161	3.1	99	Unknown

Variable 19	ROUTE SIGNING	Width: 1	Type: Numeric
		Dec: None	Miss: 9

N	Prcnt	Code	Value and Description
1340	25.4	1	Interstate
1386	26.3	2	U.S. highway
1517	28.8	3	State highway
445	8.4	4	County road
Local Street			
71	1.3	5	Township
334	6.3	6	Municipality

Variable 19:ROUTE SIGNING (Continued)

N	Prcnt	Code	Value and Description
16	0.3	7	Frontage road
145	2.7	8	Other
21	0.4	9	Unknown

Variable 20 TRAFFICWAY IDENTIFIER Width: 20 Type: Alphabetic
 Dec: None Miss: None

N	Prcnt	Code	Value and Description
4	0.0	99999999999999999999	Unknown

Variable 21 MILEPOINT Width: 5 Type: Numeric
 Dec: None Miss: 99999

N	Prcnt	Code	Value and Description
840	15.9	0	None
20	0.4	1	
		-	Actual to nearest .1 mile
0	0.0	99990	
706	13.4	99999	Unknown

Variable 22 SPECIAL JURISDICTION Width: 1 Type: Numeric
 Dec: None Miss: 9

N	Prcnt	Code	Value and Description
5247	99.5	0	No special jurisdiction
3	0.1	1	National Park Service
1	0.0	2	Military
16	0.3	3	Indian reservation
0	0.0	4	College/University campus
1	0.0	5	Other Federal properties
1	0.0	8	Other
6	0.1	9	Unknown

TRUCKS INVOLVED IN FATAL ACCIDENTS, 2000
FARS ACCIDENT VARIABLES

Variable 23	FIRST HARMFUL EVENT	Width: 2	Type: Numeric
		Dec: None	Miss: 99

1ST EVENT CAUSING INJURY/PROPERTY DAMAGE

N	Prcnt	Code	Value and Description
213	4.0	1	Overturn
2	0.0	2	Fire/explosion
0	0.0	3	Immersion
0	0.0	4	Gas inhalation
22	0.4	5	Fell from vehicle
0	0.0	6	Injured in vehicle
18	0.3	7	Other noncollision
317	6.0	8	Pedestrian
70	1.3	9	Pedalcycle
27	0.5	10	Railway train
11	0.2	11	Animal
3968	75.2	12	Motor vehicle in transport
190	3.6	13	Motor vehicle in transport in other roadway
32	0.6	14	Parked motor vehicle
4	0.1	15	Other type nonmotorist
7	0.1	16	Thrown or falling object
0	0.0	17	Boulder
15	0.3	18	Other object (not fixed)
1	0.0	19	Building
3	0.1	20	Impact attenuator/crash cushion
6	0.1	21	Bridge pier or abutment
2	0.0	22	Bridge parapet end
21	0.4	23	Bridge rail
110	2.1	24	Guardrail
28	0.5	25	Concrete traffic barrier
1	0.0	26	Other longitudinal barrier type
18	0.3	27	Highway/traffic sign post
0	0.0	28	Overhead sign support
3	0.1	29	Luminaire/light support
6	0.1	30	Utility pole
6	0.1	31	Other post, pole or supports
18	0.3	32	Culvert
16	0.3	33	Curb
20	0.4	34	Ditch
15	0.3	35	Embankment - earth
6	0.1	36	Embankment - rock, stone or concrete
10	0.2	37	Embankment - material type unknown
11	0.2	38	Fence
5	0.1	39	Wall
1	0.0	40	Fire hydrant
2	0.0	41	Shrubbery
44	0.8	42	Tree
17	0.3	43	Other fixed object
1	0.0	44	Pavement surface irregularity (pothole, grooved, grates)
3	0.1	45	Transport device used as equipment
0	0.0	46	Traffic signal support
3	0.1	47	Vehicle Occupant Struck or Run Over by Own Vehicle
0	0.0	48	Collision With Snow Bank
2	0.0	49	Ridden animal or animal-drawn conveyance

Variable 23:FIRST HARMFUL EVENT (Continued)

N	Prcnt	Code	Value and Description
0	0.0	99	Unknown

The following list shows the code values given above grouped by collision type.

Noncollision Event

- 1 Overturn
- 2 Fire/explosion
- 3 Immersion
- 4 Gas inhalation
- 5 Fell from vehicle
- 6 Injured in vehicle
- 7 Other noncollision
- 16 Thrown or falling object
- 44 Pavement surface irregularity (pothole, grooved, grates)
- 47 Vehicle Occupant Struck or Run Over by Own Vehicle

Collision With Object Not Fixed

- 8 Pedestrian
- 9 Pedalcycle
- 10 Railway train
- 11 Animal
- 12 Motor vehicle in transport
- 13 Motor vehicle in transport in other roadway
- 14 Parked motor vehicle
- 15 Other type nonmotorist
- 18 Other object (not fixed)
- 45 Transport device used as equipment
- 49 Ridden animal or animal-drawn conveyance

Collision With Fixed Object

- 17 Boulder
- 19 Building
- 20 Impact attenuator/crash cushion
- 21 Bridge pier or abutment
- 22 Bridge parapet end
- 23 Bridge rail
- 24 Guardrail
- 25 Concrete traffic barrier
- 26 Other longitudinal barrier type
- 27 Highway/traffic sign post
- 28 Overhead sign support
- 29 Luminaire/light support
- 30 Utility pole
- 31 Other post, pole or supports
- 32 Culvert
- 33 Curb
- 34 Ditch
- 35 Embankment - earth
- 36 Embankment - rock, stone or concrete
- 37 Embankment - material type unknown
- 38 Fence

TRUCKS INVOLVED IN FATAL ACCIDENTS, 2000
FARS ACCIDENT VARIABLES

Variable 23:FIRST HARMFUL EVENT (Continued)

N	Prcnt	Code	Value and Description
		39	Wall
		40	Fire hydrant
		41	Shrubbery
		42	Tree
		43	Other fixed object
		46	Traffic signal support
		48	Collision With Snow Bank

Variable 24	MANNER OF COLLISION	Width: 1	Type: Numeric
		Dec: None	Miss: 9

N	Prcnt	Code	Value and Description
1117	21.2	0	Not a collision with a motor vehicle in transport
1029	19.5	1	Rear-end
1196	22.7	2	Head-on
1	0.0	3	Rear-to-rear
1660	31.5	4	Angle
143	2.7	5	Sideswipe - same direction
115	2.2	6	Sideswipe - opposite direction
14	0.3	9	Unknown

Variable 25	RELATION TO JUNCTION	Width: 2	Type: Numeric
		Dec: None	Miss: 99

N	Prcnt	Code	Value and Description
Noninterchange			
3440	65.2	1	Nonjunction
1155	21.9	2	Intersection
168	3.2	3	Intersection related
100	1.9	4	Driveway, alley, access, etc.
41	0.8	5	Entrance/exit ramp related
29	0.5	6	Rail grade crossing
13	0.2	7	In crossover
0	0.0	9	Unknown, noninterchange
Interchange area			
132	2.5	10	Intersection
9	0.2	11	Intersection related
4	0.1	12	Driveway access
67	1.3	13	Entrance/exit ramp related
4	0.1	14	In crossover
105	2.0	15	Other location in interchange
8	0.2	19	Unknown, interchange area
0	0.0	99	Unknown

TRUCKS INVOLVED IN FATAL ACCIDENTS, 2000
 FARS ACCIDENT VARIABLES

Variable 26	RELATION TO ROADWAY	Width: 2	Type: Numeric
		Dec: None	Miss: 99

N	Prcnt	Code	Value and Description
4636	87.9	1	On roadway
155	2.9	2	Shoulder
80	1.5	3	Median
270	5.1	4	Roadside
30	0.6	5	Outside right-of-way
84	1.6	6	Off roadway - location unknown
4	0.1	7	In parking lane
8	0.2	8	Gore
4	0.1	10	Separator
4	0.1	99	Unknown

Variable 27	TRAFFICWAY FLOW	Width: 1	Type: Numeric
		Dec: None	Miss: 9

A trafficway may include several roadways if it is a physically divided highway. Trafficways are not physically divided unless the divider is a median, barrier or other constructed device. Pavement markings do not qualify.

N	Prcnt	Code	Value and Description
2819	53.4	1	Not physically divided (two way trafficway)
1697	32.2	2	Divided highway, median strip (without traffic barrier)
651	12.3	3	Divided highway, median strip (with traffic barrier)
36	0.7	4	One way trafficway
72	1.4	9	Unknown

Variable 28	NUMBER OF TRAVEL LANES	Width: 1	Type: Numeric
		Dec: None	Miss: 9

A roadway is one part of a divided trafficway or, if undivided, the same as the trafficway. It refers to the roadway on which the vehicle precipitating the accident was traveling. Only lanes open for travel are counted. Turn lanes are therefore excluded.

N	Prcnt	Code	Value and Description
23	0.4	1	1 lane
3948	74.8	2	2 lanes
413	7.8	3	3 lanes
618	11.7	4	4 lanes
72	1.4	5	5 lanes
61	1.2	6	6 lanes
21	0.4	7	7 or more lanes
119	2.3	9	Unknown

TRUCKS INVOLVED IN FATAL ACCIDENTS, 2000
FARS ACCIDENT VARIABLES

Variable 29	SPEED LIMIT	Width: 2	Type: Numeric
		Dec: None	Miss: 99

N	Prcnt	Code	Value and Description
7	0.1	0	No statutory limit
0	0.0	5	5 mph
2	0.0	10	10 mph
5	0.1	15	15 mph
3	0.1	20	20 mph
100	1.9	25	25 mph
143	2.7	30	30 mph
239	4.5	35	35 mph
195	3.7	40	40 mph
526	10.0	45	45 mph
262	5.0	50	50 mph
1929	36.6	55	55 mph
235	4.5	60	60 mph
865	16.4	65	65 mph
611	11.6	70	70 mph
92	1.7	75	75 mph
61	1.2	99	Unknown

Variable 30	ROADWAY ALIGNMENT	Width: 1	Type: Numeric
		Dec: None	Miss: 9

N	Prcnt	Code	Value and Description
4327	82.0	1	Straight
931	17.6	2	Curve
17	0.3	9	Unknown

Variable 31	ROADWAY PROFILE	Width: 1	Type: Numeric
		Dec: None	Miss: 9

N	Prcnt	Code	Value and Description
3795	71.9	1	Level
1307	24.8	2	Grade
89	1.7	3	Hillcrest
15	0.3	4	Sag
69	1.3	9	Unknown

Variable 32	ROADWAY SURFACE TYPE	Width: 1	Type: Numeric
		Dec: None	Miss: 9

N	Prcnt	Code	Value and Description
749	14.2	1	Concrete
4320	81.9	2	Blacktop, bituminous or asphalt

Variable 32:ROADWAY SURFACE TYPE (Continued)

N	Prcnt	Code	Value and Description
1	0.0	3	Brick or block
34	0.6	4	Slag, gravel or stone
7	0.1	5	Dirt
4	0.1	8	Other
160	3.0	9	Unknown

Variable 33 ROADWY SURFACE CONDITION Width: 1 Type: Numeric
 Dec: None Miss: 9

ROADWAY SURFACE CONDITION

N	Prcnt	Code	Value and Description
4317	81.8	1	Dry
705	13.4	2	Wet
126	2.4	3	Snow or slush
106	2.0	4	Ice
6	0.1	5	Sand, dirt, oil
6	0.1	8	Other
9	0.2	9	Unknown

Variable 34 TRAFFIC CONTROL DEVICE Width: 2 Type: Numeric
 Dec: None Miss: 99

N	Prcnt	Code	Value and Description
3884	73.6	0	No controls

Not At Railroad Grade Crossing

Highway traffic signals

25	0.5	1	Traffic control signal (on colors) without pedestrian signal
26	0.5	2	Traffic control (on colors) with pedestrian signal
377	7.1	3	Traffic control signal (on colors) not known whether or not pedestrian signal
28	0.5	4	Flashing traffic control signal
11	0.2	5	Flashing beacon
5	0.1	6	Flashing highway traffic signal, type unknown or other than traffic control or beacon
4	0.1	7	Lane use control signal
8	0.2	8	Other highway traffic signal
1	0.0	9	Unknown highway traffic signal

Regulatory signs

669	12.7	20	Stop sign
26	0.5	21	Yield sign
40	0.8	28	Other regulatory sign
0	0.0	29	Unknown type regulatory sign

Variable 34: TRAFFIC CONTROL DEVICE (Continued)

N	Prcnt	Code	Value and Description
			School zone signs
2	0.0	30	School speed limit sign
0	0.0	31	School advance or crossing sign
1	0.0	38	Other school related sign
0	0.0	39	Unknown type school zone sign
			Warning signs
115	2.2	40	Warning sign
			Miscellaneous not at railroad crossing
15	0.3	50	Officer, crossing guard, flagman, etc.
			At Railroad Grade Crossing
			Active devices
7	0.1	60	Gates
8	0.2	61	Flashing lights
0	0.0	62	Traffic control signal
0	0.0	63	Wigwags
0	0.0	64	Bells
2	0.0	68	Other train activated device
2	0.0	69	Active device, type unknown
			Passive devices
9	0.2	70	Cross-bucks
1	0.0	71	Stop sign
1	0.0	72	Other railroad crossing sign
0	0.0	73	Special warning device - watchman, flagged by crew
0	0.0	78	Other passive device
0	0.0	79	Passive device, type unknown
			Miscellaneous devices at railroad crossing
0	0.0	80	Grade crossing controlled, type unknown
			Whether Or Not At Railroad Grade Crossing
2	0.0	98	Other
6	0.1	99	Unknown

Variable 35	TRAFFIC CONT FUNCTIONING	Width: 1	Type: Numeric
		Dec: None	Miss: 9

TRAFFIC CONTROL FUNCTIONING

N	Prcnt	Code	Value and Description
3884	73.6	0	No controls
14	0.3	1	Device not functioning
4	0.1	2	Device functioning - functioning improperly
1364	25.9	3	Device functioning properly

Variable 35: TRAFFIC CONT FUNCTIONING (Continued)

N	Prcnt	Code	Value and Description
9	0.2	9	Unknown

Variable 36	HIT AND RUN	Width: 1	Type: Numeric
		Dec: None	Miss: None

N	Prcnt	Code	Value and Description
5199	98.6	0	No hit and run
44	0.8	1	Hit motor vehicle in transport
29	0.5	2	Hit pedestrian or nonmotorist
3	0.1	3	Hit parked vehicle or object

Variable 37	LIGHT CONDITION	Width: 1	Type: Numeric
		Dec: None	Miss: 9

N	Prcnt	Code	Value and Description
3489	66.1	1	Daylight
1173	22.2	2	Dark
424	8.0	3	Dark but lighted
137	2.6	4	Dawn
52	1.0	5	Dusk
0	0.0	9	Unknown

Variable 38	ATMOSPHERIC CONDITIONS	Width: 1	Type: Numeric
		Dec: None	Miss: 9

N	Prcnt	Code	Value and Description
4481	84.9	1	No adverse atmospheric conditions
426	8.1	2	Rain
22	0.4	3	Sleet (hail)
162	3.1	4	Snow
116	2.2	5	Fog
6	0.1	6	Rain and fog
0	0.0	7	Sleet and fog
53	1.0	8	Other (smog, smoke, blowing sand, or dust)
9	0.2	9	Unknown

TRUCKS INVOLVED IN FATAL ACCIDENTS, 2000
FARS ACCIDENT VARIABLES

Variable 39	CONSTRUCTION/MAINT ZONE	Width: 1	Type: Numeric
		Dec: None	Miss: 9

CONSTRUCTION OR MAINTENANCE ZONE

Identifies accidents that occurred in a construction or maintenance zone. Use of this code does not imply that the accident was caused by the construction/maintenance activity or zone.

N	Prcnt	Code	Value and Description
4998	94.7	0	None
228	4.3	1	Construction
28	0.5	2	Maintenance
2	0.0	3	Utility
19	0.4	4	Work zone, type unknown

Variable 40	EMS NOTIFIED - HOUR	Width: 2	Type: Numeric
		Dec: None	Miss: 99

N	Prcnt	Code	Value and Description
326	6.2	0	Not notified or 12:01 - 12:59 am
66	1.3	1	- Hour
0	0.0	24	
1745	33.1	99	Unknown

Variable 41	EMS NOTIFIED - MINUTE	Width: 2	Type: Numeric
		Dec: None	Miss: 99

N	Prcnt	Code	Value and Description
347	6.6	0	Not notified or on hour
56	1.1	1	- Minute
62	1.2	59	
15	0.3	98	
1730	32.8	99	Unknown

TRUCKS INVOLVED IN FATAL ACCIDENTS, 2000
FARS ACCIDENT VARIABLES

Variable 42 EMS ARRIVAL - HOUR Width: 2 Type: Numeric
Dec: None Miss: 99

N	Prcnt	Code	Value and Description
323	6.1	0	Not notified or 12:01 - 12:59 am
69	1.3	1	
			- Hour
0	0.0	24	
1607	30.5	99	Unknown

Variable 43 EMS ARRIVAL - MINUTE Width: 2 Type: Numeric
Dec: None Miss: 99

N	Prcnt	Code	Value and Description
350	6.6	0	Not notified or on hour
52	1.0	1	
			- Minute
57	1.1	59	
10	0.2	97	
19	0.4	98	
1721	32.6	99	Unknown

Variable 46 SCHOOL BUS RELATED Width: 1 Type: Numeric
Dec: None Miss: 9

Identifies accidents in which a school bus was directly or indirectly involved, such as an accident involving children alighting from a school bus. The school bus does not have to be a traffic unit in the accident.

N	Prcnt	Code	Value and Description
5265	99.8	0	No
10	0.2	1	Yes

Variable 48 RAIL GRADE CROSSING ID Width: 7 Type: Alphabetic
Dec: None Miss: None

RAIL GRADE CROSSING ID - FRA CODE

N	Prcnt	Code	Value and Description
5242	99.4	0000000	Not Applicable
		000000A	
			- FRA code
		999999Z	
9	0.2	9999999	Unknown

TRUCKS INVOLVED IN FATAL ACCIDENTS, 2000
FARS ACCIDENT VARIABLES

Variable 49	NUMBER FATALITIES IN ACC	Width: 2	Type: Numeric
		Dec: None	Miss: None

NUMBER OF FATALITIES IN ACCIDENT

N	Prcnt	Code	Value and Description
0	0.0	0	0 killed
4611	87.4	1	1 killed
530	10.0	2	2 killed
93	1.8	3	3 killed
21	0.4	4	4 killed
11	0.2	5	5 killed
0	0.0	6	6 killed
2	0.0	7	7 killed
1	0.0	8	8 killed
6	0.1	10	10 killed

Variable 50	DAY OF WEEK	Width: 1	Type: Numeric
		Dec: None	Miss: 9

N	Prcnt	Code	Value and Description
315	6.0	1	Sunday
894	16.9	2	Monday
868	16.5	3	Tuesday
910	17.3	4	Wednesday
950	18.0	5	Thursday
855	16.2	6	Friday
483	9.2	7	Saturday

Variable 51	NUMBER DRINKING DRIVERS	Width: 1	Type: Numeric
		Dec: None	Miss: None

N	Prcnt	Code	Value and Description
4376	83.0	0	0 drivers
822	15.6	1	1 drivers
64	1.2	2	2 drivers
9	0.2	3	3 drivers
2	0.0	4	4 drivers
2	0.0	5	5 drivers

TRUCKS INVOLVED IN FATAL ACCIDENTS, 2000
 FARS ACCIDENT VARIABLES

Variable 52	ACCIDENT DATE - JULIAN	Width: 5	Type: Numeric
		Dec: None	Miss: 0

The Julian date from March 1, 1900

N	Prcnt	Code	Value and Description
0	0.0	0	Missing data
4	0.1	36466	January 1, 2000
		-	
3	0.1	36831	December 31, 2000

Variable 53	NUMBER UNINJURED IN ACC	Width: 2	Type: Numeric
		Dec: None	Miss: None

NUMBER OF UNINJURED IN ACCIDENT

N	Prcnt	Code	Value and Description
1765	33.5	0	0 uninjured
2442	46.3	1	1 uninjured
691	13.1	2	2 uninjured
184	3.5	3	3 uninjured
95	1.8	4	4 uninjured
44	0.8	5	5 uninjured
24	0.5	6	6 uninjured
15	0.3	7	7 uninjured
5	0.1	8	8 uninjured
1	0.0	9	9 uninjured
3	0.1	10	10 uninjured
6	0.1	12	12 uninjured

Variable 54	NUMBER C-INJURED IN ACC	Width: 2	Type: Numeric
		Dec: None	Miss: None

NUMBER OF C-INJURED IN ACCIDENT

N	Prcnt	Code	Value and Description
4270	80.9	0	0 C-injured
739	14.0	1	1 C-injured
155	2.9	2	2 C-injured
59	1.1	3	3 C-injured
15	0.3	4	4 C-injured
9	0.2	5	5 C-injured

TRUCKS INVOLVED IN FATAL ACCIDENTS, 2000
FARS ACCIDENT VARIABLES

<u>Variable 55</u>	<u>NUMBER B-INJURED IN ACC</u>	Width: 2	Type: Numeric
		Dec: None	Miss: None

NUMBER OF B-INJURED IN ACCIDENT

N	Prcnt	Code	Value and Description
4041	76.6	0	0 B-injured
867	16.4	1	1 B-injured
228	4.3	2	2 B-injured
70	1.3	3	3 B-injured
28	0.5	4	4 B-injured
14	0.3	5	5 B-injured
11	0.2	6	6 B-injured
1	0.0	7	7 B-injured
5	0.1	8	8 B-injured
1	0.0	9	9 B-injured
8	0.2	13	13 B-injured
1	0.0	20	20 B-injured

<u>Variable 56</u>	<u>NUMBER A-INJURED IN ACC</u>	Width: 2	Type: Numeric
		Dec: None	Miss: None

NUMBER OF A-INJURED IN ACCIDENT

N	Prcnt	Code	Value and Description
4017	76.2	0	0 A-injured
873	16.5	1	1 A-injured
243	4.6	2	2 A-injured
87	1.6	3	3 A-injured
29	0.5	4	4 A-injured
7	0.1	5	5 A-injured
4	0.1	6	6 A-injured
10	0.2	7	7 A-injured
5	0.1	15	15 A-injured

<u>Variable 57</u>	<u>NUMBER K-INJURED IN ACC</u>	Width: 2	Type: Numeric
		Dec: None	Miss: None

NUMBER OF K-INJURED IN ACCIDENT

N	Prcnt	Code	Value and Description
4611	87.4	1	1 killed
530	10.0	2	2 killed
93	1.8	3	3 killed
21	0.4	4	4 killed
11	0.2	5	5 killed
2	0.0	7	7 killed
1	0.0	8	8 killed
6	0.1	10	10 killed

TRUCKS INVOLVED IN FATAL ACCIDENTS, 2000
 FARS ACCIDENT VARIABLES

Variable 58	NUM UNK INJURED IN ACC	Width: 2	Type: Numeric
		Dec: None	Miss: None

NUMBER UNKNOWN INJURED IN ACCIDENT

N	Prcnt	Code	Value and Description
5255	99.6	0	0 unknown injured
16	0.3	1	1 unknown injured
2	0.0	2	2 unknown injured
1	0.0	3	3 unknown injured
1	0.0	4	4 unknown injured

Variable 59	ACC RELATED FACTORS #1	Width: 2	Type: Numeric
		Dec: None	Miss: 99

FACTORS AT ACCIDENT LEVEL - RESPONSE #1

N	Prcnt	Code	Value and Description
4918	93.2	0	None
2	0.0	1	Inadequate warning of exits, lanes narrowing, traffic controls, etc.
4	0.1	2	Shoulder related
39	0.7	3	Other construction created condition
6	0.1	4	No (or obscured) pavement marking
3	0.1	5	Surface under water
2	0.0	6	Inadequate construction or poor design of roadway, bridge, etc.
1	0.0	7	Surface washed out (caved in, road slippage)
Special circumstances			
100	1.9	14	Motor vehicle in transport struck by falling cargo, or something that was set in motion by a vehicle
8	0.2	15	Nonoccupant struck by falling cargo or something that came loose from or was set in motion by a vehicle
14	0.3	16	Nonoccupant struck vehicle
3	0.1	17	Vehicle set in motion by nondriver
2	0.0	18	Date of accident and date of EMS notification were not the same day
111	2.1	19	Recent previous accident scene nearby.
12	0.2	20	Police pursuit involved
0	0.0	21	Within designated school zone
29	0.5	22	Speed Limit is a Satutory Limit as recorded or was determined as, This State's "Basic Rule"
21	0.4	99	Unknown

TRUCKS INVOLVED IN FATAL ACCIDENTS, 2000
FARS ACCIDENT VARIABLES

Variable 60	ACC RELATED FACTORS #2	Width: 2	Type: Numeric
		Dec: None	Miss: 99

FACTORS AT ACCIDENT LEVEL - RESPONSE #2

N	Prcnt	Code	Value and Description
5229	99.1	0	None
4	0.1	3	Other construction created condition
1	0.0	4	No (or obscured) pavement marking
Special circumstances			
15	0.3	14	Motor vehicle in transport struck by falling cargo, or something that was set in motion by a vehicle
3	0.1	15	Nonoccupant struck by falling cargo or something that came loose from or was set in motion by a vehicle
1	0.0	19	Recent previous accident scene nearby.
1	0.0	22	Speed limit is a statutory limit as recorded or was determined as this state's "basic rule"
21	0.4	99	Unknown

Variable 61	ACC RELATED FACTORS #3	Width: 2	Type: Numeric
		Dec: None	Miss: 99

FACTORS AT ACCIDENT LEVEL - RESPONSE #3

N	Prcnt	Code	Value and Description
5254	99.6	0	None
21	0.4	99	Unknown

Variable 71	LATITUDE	Width: 8	Type: Alphabetic
		Dec: None	Miss: None

THE GLOBAL POSITION - LATITUDE DD MM SS.SS (degrees/minutes/seconds)

N	Prcnt	Code	Value and Description
			Degrees (cols 1-2)
		17	- actual degrees
		71	
		88	Not available
		99	Unknown

Variable 71:LATITUDE (Continued)

N	Prcnt	Code	Value and Description
			Minutes (Cols 3-4)
		00	- actual minutes
		59	
		88	Not available
		99	Unknown
			Seconds (Cols 5-8)
		0000	- actual seconds
		5999	
		8888	Not available
		9999	Unknown
5162	97.9	88888888	Not available
1	0.0	99999999	Unknown

Variable 72	LONGITUDE	Width: 9	Type: Alphabetic
		Dec: None	Miss: None

THE GLOBAL POSITION - LONGITUDE DDD MM SS.SS (degrees/minutes/seconds)

N	Prcnt	Code	Value and Description
			Degrees (cols 1-3)
		065	- actual degrees
		178	
		888	Not available
		999	Unknown
			Minutes (Cols 4-5)
		00	- actual minutes
		59	
		88	Not available
		99	Unknown
			Seconds (Cols 6-9)
		0000	- actual seconds
		5999	
		8888	Not available
		9999	Unknown
5162	97.9	88888888	Not available
1	0.0	99999999	Unknown

TRUCKS INVOLVED IN FATAL ACCIDENTS, 2000
FARS ACCIDENT VARIABLES

The VEHICLE Variables

Variables 104 through 172 describe the vehicle involved in the accident (i.e., the truck).

Variable 104	VEHICLE NUMBER	Width: 2	Type: Numeric
		Dec: None	Miss: 0

N	Prcnt	Code	Value and Description
2441	46.3	1	Vehicle #1
2340	44.4	2	Vehicle #2
348	6.6	3	Vehicle #3
83	1.6	4	Vehicle #4
26	0.5	5	Vehicle #5
13	0.2	6	Vehicle #6
5	0.1	7	Vehicle #7
7	0.1	8	Vehicle #8
3	0.1	9	Vehicle #9
2	0.0	10	Vehicle #10
1	0.0	11	Vehicle #11
1	0.0	12	Vehicle #12
1	0.0	13	Vehicle #13
1	0.0	23	Vehicle #23
1	0.0	27	Vehicle #27
1	0.0	28	Vehicle #28
1	0.0	32	Vehicle #32

Variable 107	NUMBER OF OCCUPANTS	Width: 2	Type: Numeric
		Dec: None	Miss: 99

N	Prcnt	Code	Value and Description
38	0.7	0	0 occupants
4443	84.2	1	1 occupant
664	12.6	2	2 occupants
83	1.6	3	3 occupants
28	0.5	4	4 occupants
8	0.2	5	5 occupants
1	0.0	7	7 occupants
0	0.0	97	Unknown - only injured reported
10	0.2	99	Unknown

Variable 108	VEHICLE MAKE	Width: 2	Type: Numeric
		Dec: None	Miss: 99

N	Prcnt	Code	Value and Description
4	0.1	3	AM General
114	2.2	7	Dodge

TRUCKS INVOLVED IN FATAL ACCIDENTS, 2000
FARS VEHICLE VARIABLES

Variable 108:VEHICLE MAKE (Continued)

N	Prcnt	Code	Value and Description
539	10.2	12	Ford
133	2.5	20	Chevrolet
165	3.1	23	GMC
54	1.0	38	Isuzu
7	0.1	42	Mercedes-Benz
215	4.1	51	Volvo
21	0.4	52	Mitsubishi
1	0.0	61	Sterling
2	0.0	81	Diamond-Reo
1153	21.9	82	Freightliner
4	0.1	83	FWD
853	16.2	84	International
567	10.7	85	Kenworth
494	9.4	86	Mack
528	10.0	87	Peterbilt
3	0.1	88	Iveco/Magirus
212	4.0	89	White/Autocar-White/GMC
165	3.1	98	Other make
41	0.8	99	Unknown

Variable 109	VEHICLE MAKE-MODEL	Width: 5	Type: Numeric
		Dec: None	Miss: 99999

N	Prcnt	Code	Value and Description
2	0.0	3884	AM General Med/Hvy Truck
2	0.0	3899	Am General Unk Med/Hvy Truck
2	0.0	7461	Dodge B-series Van
2	0.0	7471	Dodge D50,Colt Pickup,Ram 50/100
19	0.4	7481	Dodge D,W-series Pickup
90	1.7	7482	Dodge Ram Pickup
1	0.0	7884	Dodge med/hvy Unk engine location
1	0.0	12422	Ford Expedition
23	0.4	12461	Ford E-series Van
1	0.0	12471	Ford Ranger
1	0.0	12472	Ford Courier
136	2.6	12481	Ford F-series Pickup
2	0.0	12498	Ford Other light truck
2	0.0	12499	Ford Unk light truck
333	6.3	12881	Ford Med/Hvy CBE
10	0.2	12882	Ford Med/Hvy COE low entry
3	0.1	12883	Ford Med/Hvy COE high entry
15	0.3	12884	Ford Med/Hvy Unk engine location
3	0.1	12890	Ford Med/Hvy COE Unk entry position
1	0.0	12898	Ford Other Med/Hvy Truck
7	0.1	12899	Ford Unk Med/Hvy Truck
1	0.0	12999	Ford Unknown
9	0.2	20461	Chevrolet G-series Van
3	0.1	20466	Chevrolet P-series Van
45	0.9	20481	Chevrolet C,K,R,V-series Pickup

TRUCKS INVOLVED IN FATAL ACCIDENTS, 2000
 FARS VEHICLE VARIABLES

Variable 109:VEHICLE MAKE-MODEL (Continued)

N	Prcnt	Code	Value and Description
1	0.0	20498	Chevrolet Other light truck
1	0.0	20499	Chevrolet Unk light truck
61	1.2	20881	Chevrolet Med/Hvy CBE
8	0.2	20884	Chevrolet Med/Hvy Unk engine location
1	0.0	20890	Chevrolet Med/Hvy COE Unk entry position
4	0.1	20899	Chevrolet Unk med/hvy
3	0.1	23461	GMC G-series Van
3	0.1	23466	GMC P-series Van
27	0.5	23481	GMC C,K,R,V-series Pickup
1	0.0	23499	GMC Unk light truck
89	1.7	23881	GMC Med/Hvy CBE
16	0.3	23882	GMC Med/Hvy COE low entry
3	0.1	23883	GMC Med/Hvy COE high entry
10	0.2	23884	GMC Med/Hvy Unk engine location
2	0.0	23898	GMC Other med/hvy trk
10	0.2	23899	GMC Unk med/hvy trk
1	0.0	23999	GMC Unknown
1	0.0	38471	Isuzu P'up Pickup
1	0.0	38498	Isuzu Other light truck
6	0.1	38881	Isuzu Med/Hvy CBE
43	0.8	38882	Isuzu Med/Hvy COE low entry
2	0.0	38884	Isuzu Med/Hvy Unk Engine Location
1	0.0	38899	Isuzu Unk med/hvy trk
1	0.0	42399	Mercedes Benz Unk Auto
4	0.1	42881	Mercedes Benz Med/Hvy CBE
1	0.0	42882	Mercedes Benz Med/Hvy COE low entry
1	0.0	42899	Mercedes Benz Unk med/hvy trk
140	2.7	51881	Volvo Med/Hvy CBE
11	0.2	51882	Volvo Med/Hvy COE low entry
8	0.2	51883	Volvo Med/Hvy COE high entry
40	0.8	51884	Volvo Med/Hvy Unk engine location
5	0.1	51890	Volvo Med/Hvy Unk entry position
3	0.1	51898	Volvo Other med/hvy trk
7	0.1	51899	Volvo Unk med/hvy trk
1	0.0	51999	Volvo Unknown
1	0.0	52401	Mitsubishi Montero
1	0.0	52499	Mitsubishi Unk light truck
19	0.4	52882	Mitsubishi Med/Hvy COE low entry
1	0.0	61999	Unknown Sterling
1	0.0	81881	Diamond Reo Med/Hvy CBE
1	0.0	81884	Diamond Reo Med/Hvy Unk engine location
970	18.4	82881	Freightliner Med/Hvy CBE
13	0.2	82882	Freightliner Med/Hvy COE low entry
89	1.7	82883	Freightliner Med/Hvy COE high entry
65	1.2	82884	Freightliner Med/Hvy Unk engine location
3	0.1	82890	Freightliner Med/Hvy COE Unk entry position
4	0.1	82898	Freightliner Other med/hvy trk
9	0.2	82899	Freightliner Unk med/hvy trk
2	0.0	83881	FWD Med/Hvy CBE
2	0.0	83882	FWD Med/Hvy COE low entry
586	11.1	84881	International Med/Hvy CBE
10	0.2	84882	International Med/Hvy COE low entry

TRUCKS INVOLVED IN FATAL ACCIDENTS, 2000
FARS VEHICLE VARIABLES

Variable 109:VEHICLE MAKE-MODEL (Continued)

N	Prcnt	Code	Value and Description
108	2.0	84883	International Med/Hvy COE high entry
109	2.1	84884	International Med/Hvy Unk engine location
2	0.0	84890	International Med/Hvy COE Unk entry position
2	0.0	84898	International Other med/hvy trk
35	0.7	84899	International Unk med/hvy trk
1	0.0	84999	International Unknown
464	8.8	85881	Kenworth Med/Hvy CBE
7	0.1	85882	Kenworth Med/Hvy COE low entry
23	0.4	85883	Kenworth Med/Hvy COE high entry
53	1.0	85884	Kenworth Med/Hvy Unk engine location
3	0.1	85890	Kenworth Med/Hvy COE Unk entry position
1	0.0	85898	Kenworth Other med/hvy trk
16	0.3	85899	Kenworth Unk med/hvy trk
371	7.0	86881	Mack Med/Hvy CBE
44	0.8	86882	Mack Med/Hvy COE low entry
2	0.0	86883	Mack Med/Hvy COE high entry
48	0.9	86884	Mack Med/Hvy Unk engine location
2	0.0	86890	Mack Med/Hvy COE Unk entry position
3	0.1	86898	Mack Other med/hvy trk
24	0.5	86899	Mack Unk med/hvy trk
453	8.6	87881	Peterbilt Med/Hvy CBE
13	0.2	87882	Peterbilt Med/Hvy COE low entry
16	0.3	87883	Peterbilt Med/Hvy COE high entry
35	0.7	87884	Peterbilt Med/Hvy Unk engine location
1	0.0	87898	Peterbilt Other med/hvy trk
10	0.2	87899	Peterbilt Unk med/hvy trk
2	0.0	88881	Iveco/Magirus Med/Hvy CBE
1	0.0	88882	Iveco/Magirus Med/Hvy COE low entry
187	3.5	89881	White/Autocar-White/GMC Med/Hvy CBE
7	0.1	89882	White/Autocar-White/GMC Med/Hvy COE low entry
6	0.1	89883	White/Autocar-White/GMC Med/Hvy COE High entry
9	0.2	89884	White/Autocar-White/GMC Med/Hvy Unk engine location
1	0.0	89890	White/Autocar-White/GMC Med/Hvy COE Unk entry position
2	0.0	89899	White/Autocar-White/GMC Unk med/hvy trk
1	0.0	98398	Other Automobile
1	0.0	98802	Other Make AUTO-UNION-DKW
71	1.3	98804	Other Make WESTERN STAR
7	0.1	98805	Other Make OSHKOSH
2	0.0	98806	Other Make HINO
12	0.2	98808	Other Make UD
39	0.7	98809	Sterling
7	0.1	98881	Other Make Med/Hvy CBE
1	0.0	98883	Other Make Med/Hvy COE high entry
16	0.3	98884	Other Make Med/Hvy Unk engine location
3	0.1	98890	Other Make Med/Hvy COE Unk entry
3	0.1	98898	Other Make Other med/hvy trk
1	0.0	98899	Unknown med/hvy trk
1	0.0	98998	Other Make Other Vehicle
1	0.0	99499	Unknown Make Unknown Light Truck
3	0.1	99881	Unknown Make Med/Hvy CBE
16	0.3	99884	Unknown Make Med/Hvy Unk engine location
2	0.0	99890	Unknown Make Med/Hvy COE Unk entry position

TRUCKS INVOLVED IN FATAL ACCIDENTS, 2000
 FARS VEHICLE VARIABLES

Variable 109:VEHICLE MAKE-MODEL (Continued)

N	Prcnt	Code	Value and Description
14	0.3	99899	Unknown Make med/hvy trk
5	0.1	99999	Unknown Make Unknown Vehicle

Variable 110 BODY TYPE Width: 2 Type: Numeric
 Dec: None Miss: 99

N	Prcnt	Code	Value and Description
2	0.0	9	Unknown auto type
2	0.0	14	Compact Utility
4	0.1	15	Large Utility
Van Based Light Truck, GVWR < 10,000 lbs.			
20	0.4	21	Large Van (excludes moving van)
17	0.3	22	Step Van or walk-in van
4	0.1	28	Other Van type
2	0.0	29	Unknown Van type
Light Truck, GVWR < 10,000 lbs.			
5	0.1	30	Compact Pickup (GVWR < 4,500 lbs.)
243	4.6	31	Standard Pickup (GVWR 4,500 to 10,000 lbs.)
3	0.1	32	Pickup w/Slide-in Camper
3	0.1	39	Unknown Pickup type
Other Light Truck, GVWR 10,000 lbs.			
72	1.4	40	Cab chassis Based
1	0.0	41	Truck Based Panel
1	0.0	48	Unknown Light Conventional type (not pickup)
2	0.0	49	Unknown Light Vehicle type
Heavy/Medium Truck, GVWR > 10,000 lbs.			
37	0.7	60	Step Van
176	3.3	61	Single Unit Truck low GVWR (10,000 lbs < GVWR < or = 19,500 lbs.)
223	4.2	62	Single Unit Truck medium GVWR (19,500 lbs. < GVWR < or = 26,000 lbs)
902	17.1	63	Single Unit Truck high GVWR (GVWR > 26,000 lbs.)
44	0.8	64	Single Unit Truck unknown GVWR
3477	65.9	66	Truck/Tractor (cab only, or w/ any number of trailing units; any weight)
3	0.1	71	Unknown if Single Unit or Combination Unit Med Trk (10,000 < GVWR < 26,000 lbs.)
3	0.1	72	Unknown if Single Unit or Combination Unit Hvy Trk (GVWR > 26,000 lbs.)
26	0.5	78	Unknown Med/Hvy truck type
1	0.0	79	Unknown Truck type (light/med/hvy)
2	0.0	99	Unknown Body Type

TRUCKS INVOLVED IN FATAL ACCIDENTS, 2000
FARS VEHICLE VARIABLES

Variable 111	MODEL YEAR	Width: 4	Type: Numeric
		Dec: None	Miss: 9999

N	Prcnt	Code	Value and Description
1	0.0	1954	1954
		-	Actual model year
34	0.6	1981	1981
30	0.6	1982	1982
34	0.6	1983	1983
71	1.3	1984	1984
94	1.8	1985	1985
108	2.0	1986	1986
119	2.3	1987	1987
164	3.1	1988	1988
157	3.0	1989	1989
174	3.3	1990	1990
164	3.1	1991	1991
163	3.1	1992	1992
251	4.8	1993	1993
315	6.0	1994	1994
468	8.9	1995	1995
376	7.1	1996	1996
428	8.1	1997	1997
521	9.9	1998	1998
670	12.7	1999	1999
604	11.5	2000	2000
75	1.4	2001	2001
46	0.9	9999	Unknown

Variable 112	VIN	Width: 12	Type: Alphabetic
		Dec: None	Miss: None

VEHICLE ID NUMBER - 1ST 12 POSITIONS

Variable 123	REGISTRATION STATE	Width: 2	Type: Numeric
		Dec: None	Miss: 99

N	Prcnt	Code	Value and Description
22	0.4	0	Not applicable
82	1.6	1	Alabama
6	0.1	2	Alaska
1	0.0	3	American Samoa
36	0.7	4	Arizona
59	1.1	5	Arkansas
269	5.1	6	California
50	0.9	8	Colorado
28	0.5	9	Connecticut
16	0.3	10	Delaware
1	0.0	11	District of Columbia
311	5.9	12	Florida

TRUCKS INVOLVED IN FATAL ACCIDENTS, 2000
 FARS VEHICLE VARIABLES

Variable 123:REGISTRATION STATE (Continued)

N	Prcnt	Code	Value and Description
90	1.7	13	Georgia
2	0.0	15	Hawaii
32	0.6	16	Idaho
157	3.0	17	Illinois
156	3.0	18	Indiana
68	1.3	19	Iowa
37	0.7	20	Kansas
47	0.9	21	Kentucky
87	1.6	22	Louisiana
26	0.5	23	Maine
53	1.0	24	Maryland
39	0.7	25	Massachusetts
103	2.0	26	Michigan
83	1.6	27	Minnesota
75	1.4	28	Mississippi
70	1.3	29	Missouri
18	0.3	30	Montana
41	0.8	31	Nebraska
17	0.3	32	Nevada
11	0.2	33	New Hampshire
97	1.8	34	New Jersey
16	0.3	35	New Mexico
131	2.5	36	New York
183	3.5	37	North Carolina
11	0.2	38	North Dakota
176	3.3	39	Ohio
239	4.5	40	Oklahoma
41	0.8	41	Oregon
158	3.0	42	Pennsylvania
0	0.0	43	Puerto Rico
4	0.1	44	Rhode Island
71	1.3	45	South Carolina
24	0.5	46	South Dakota
107	2.0	47	Tennessee
269	5.1	48	Texas
52	1.0	49	Utah
8	0.2	50	Vermont
89	1.7	51	Virginia
56	1.1	53	Washington
40	0.8	54	West Virginia
129	2.4	55	Wisconsin
10	0.2	56	Wyoming
121	2.3	92	No registration
991	18.8	93	Multiple state registration - in state
0	0.0	94	Multiple state registration - out-of-state
5	0.1	95	U.S. government tags
10	0.2	96	Military vehicle
73	1.4	97	Foreign country
9	0.2	98	Other registration
62	1.2	99	Unknown

TRUCKS INVOLVED IN FATAL ACCIDENTS, 2000
FARS VEHICLE VARIABLES

<u>Variable 124</u>	<u>REGISTERED VEHICLE OWNER</u>	Width: 1	Type: Numeric
		Dec: None	Miss: 9

N	Prcnt	Code	Value and Description
143	2.7	0	N/A, Vehicle Not Registered
583	11.1	1	Driver was Registered Owner
390	7.4	2	Driver Not Registered Owner (other private owner listed)
4005	75.9	3	Vehicle registered as Business/Company/Government vehicle
52	1.0	4	Vehicle registered as Rental vehicle
3	0.1	5	Vehicle was Stolen (reported by police)
24	0.5	6	Driverless Vehicle
75	1.4	9	Unknown

<u>Variable 125</u>	<u>ROLLOVER</u>	Width: 1	Type: Numeric
		Dec: None	Miss: 9

N	Prcnt	Code	Value and Description
4586	86.9	0	No rollover
210	4.0	1	First event
479	9.1	2	Subsequent event

<u>Variable 126</u>	<u>JACKKNIFE</u>	Width: 1	Type: Numeric
		Dec: None	Miss: 9

Identifies the loss of control of a truck in motion where the trailer yaws more than 15 degrees from its normal straight line path behind the cab.

N	Prcnt	Code	Value and Description
1932	36.6	0	Not an articulated vehicle
3053	57.9	1	No
64	1.2	2	First event
226	4.3	3	Subsequent event

<u>Variable 127</u>	<u>TRAVEL SPEED</u>	Width: 2	Type: Numeric
		Dec: None	Miss: 99

N	Prcnt	Code	Value and Description
256	4.9	0	Stopped vehicle
3	0.1	1	
		-	Actual miles per hour
2	0.0	97	97 mph or greater
1622	30.7	98	
1075	20.4	99	Unknown

TRUCKS INVOLVED IN FATAL ACCIDENTS, 2000
FARS VEHICLE VARIABLES

Variable 128 HAZARDOUS CARGO Width: 1 Type: Numeric
Dec: None Miss: 9

N	Prcnt	Code	Value and Description
4864	92.2	0	No
189	3.6	1	Yes, Placarded
20	0.4	2	Yes, Not Placarded
17	0.3	3	Yes, Unknown if Placarded
185	3.5	9	Unknown

Variable 129 VEHICLE TRAILERING Width: 1 Type: Numeric
Dec: None Miss: 9

Trailing unit applies to any device connected to a motor vehicle by a hitch, including tractor-trailer combinations, boat hitched onto a motor vehicle, etc. This does not include towed vehicles, such as a tow truck pulling a vehicle.

N	Prcnt	Code	Value and Description
1600	30.3	0	No
3427	65.0	1	Yes, one trailing unit
156	3.0	2	Yes, two trailing units
12	0.2	3	Yes, three or more trailing units
18	0.3	4	Yes, number of trailing units unknown
62	1.2	9	Unknown

Variable 130 VEHICLE CONFIGURATION Width: 1 Type: Numeric
Dec: None Miss: 9

N	Prcnt	Code	Value and Description
360	6.8	0	Not Applicable, not a med/heavy truck or bus
596	11.3	1	Single Unit Truck (SUT): 2 axles, 6 tires
522	9.9	2	SUT: 3 or more axles
180	3.4	3	SUT: Unk axles and tires
83	1.6	4	Truck/Trailer(s)
91	1.7	5	Truck Tractor (bobtail)
3246	61.5	6	Tractor/Semitrailer
150	2.8	7	Medium/Heavy Truck, cannot classify
47	0.9	9	Unknown if light or med/heavy truck or bus

Variable 131 NUMBER OF AXLES Width: 2 Type: Numeric
Dec: None Miss: 99

N	Prcnt	Code	Value and Description
363	6.9	0	Not Applicable, not a med/heavy truck or bus
623	11.8	2	2 axles

TRUCKS INVOLVED IN FATAL ACCIDENTS, 2000
FARS VEHICLE VARIABLES

Variable 131:NUMBER OF AXLES (Continued)

N	Prcnt	Code	Value and Description
615	11.7	3	3 axles
259	4.9	4	4 axles
2443	46.3	5	5 axles
117	2.2	6	6 axles
45	0.9	7	7 axles
19	0.4	8	8 axles
7	0.1	9	9 axles
7	0.1	10	10 axles
12	0.2	11	11 axles
1	0.0	13	13 axles
712	13.5	98	Medium/Heavy Truck or Bus, no. of axles unk
52	1.0	99	Unknown if light or med/heavy truck or bus

Variable 132	CARGO BODY TYPE	Width: 2	Type: Numeric
		Dec: None	Miss: 99

N	Prcnt	Code	Value and Description
363	6.9	0	Not Applicable, not a med/heavy truck or bus
2209	41.9	1	Van/Enclosed Box
408	7.7	2	Cargo Tank
699	13.3	3	Flatbed
564	10.7	4	Dump
50	0.9	5	Concrete Mixer
33	0.6	6	Auto Transporter
99	1.9	7	Garbage/Refuse
441	8.4	97	Medium/Heavy Truck, Oth Cargo Body Type
361	6.8	98	Medium/Heavy Truck, Unk Cargo Body Type
48	0.9	99	Unknown if light or med/heavy truck or bus

Variable 133	SPECIAL USE	Width: 1	Type: Numeric
		Dec: None	Miss: 9

Indicates that the vehicle was used for a function other than the primary function for which it was designed.

N	Prcnt	Code	Value and Description
5264	99.8	0	No special use
0	0.0	1	Taxi
0	0.0	2	Vehicle used as school bus
0	0.0	3	Vehicle used as other bus
8	0.2	4	Military
0	0.0	5	Police
0	0.0	6	Ambulance
0	0.0	7	Firetruck
3	0.1	9	Unknown

TRUCKS INVOLVED IN FATAL ACCIDENTS, 2000
 FARS VEHICLE VARIABLES

Variable 134 EMERGENCY USE Width: 1 Type: Numeric
 Dec: None Miss: None

Refers to a vehicle traveling with physical emergency signals in use, such as red light blinking, siren sounding, etc.

N	Prcnt	Code	Value and Description
5275	100.0	0	No
0	0.0	1	Yes

Variable 135 IMPACT POINT - INITIAL Width: 2 Type: Numeric
 Dec: None Miss: 99

N	Prcnt	Code	Value and Description
158	3.0	0	Noncollision
254	4.8	1	1 o'clock
92	1.7	2	2 o'clock
119	2.3	3	3 o'clock
83	1.6	4	4 o'clock
100	1.9	5	5 o'clock
573	10.9	6	6 o'clock
156	3.0	7	7 o'clock
182	3.5	8	8 o'clock
169	3.2	9	9 o'clock
140	2.7	10	10 o'clock
457	8.7	11	11 o'clock
2605	49.4	12	12 o'clock
16	0.3	13	Top
87	1.6	14	Undercarriage
84	1.6	99	Unknown

Variable 136 IMPACT POINT - PRINCIPAL Width: 2 Type: Numeric
 Dec: None Miss: 99

N	Prcnt	Code	Value and Description
158	3.0	0	Noncollision
233	4.4	1	1 o'clock
80	1.5	2	2 o'clock
122	2.3	3	3 o'clock
81	1.5	4	4 o'clock
107	2.0	5	5 o'clock
543	10.3	6	6 o'clock
166	3.1	7	7 o'clock
186	3.5	8	8 o'clock
175	3.3	9	9 o'clock
141	2.7	10	10 o'clock
399	7.6	11	11 o'clock
2606	49.4	12	12 o'clock
43	0.8	13	Top

TRUCKS INVOLVED IN FATAL ACCIDENTS, 2000
FARS VEHICLE VARIABLES

Variable 136: IMPACT POINT - PRINCIPAL (Continued)

N	Prcnt	Code	Value and Description
144	2.7	14	Undercarriage
91	1.7	99	Unknown

Variable 137	EXTENT OF DEFORMATION	Width: 1	Type: Numeric
		Dec: None	Miss: 9

N	Prcnt	Code	Value and Description
246	4.7	0	None
832	15.8	2	Other (minor)
1312	24.9	4	Functional (moderate)
2792	52.9	6	Disabling (severe)
93	1.8	9	Unknown

Variable 138	VEHICLE ROLE	Width: 1	Type: Numeric
		Dec: None	Miss: 9

N	Prcnt	Code	Value and Description
158	3.0	0	Noncollision
3496	66.3	1	Striking
1486	28.2	2	Struck
129	2.4	3	Both
6	0.1	9	Unknown

Variable 139	MANNER OF LEAVING SCENE	Width: 1	Type: Numeric
		Dec: None	Miss: 9

N	Prcnt	Code	Value and Description
1303	24.7	1	Driven
3789	71.8	2	Towed away
17	0.3	3	Abandoned/Left at Scene
166	3.1	9	Unknown

Variable 140	FIRE OCCURRENCE	Width: 1	Type: Numeric
		Dec: None	Miss: None

N	Prcnt	Code	Value and Description
5004	94.9	0	No fire
271	5.1	1	Fire occurred in vehicle during accident

TRUCKS INVOLVED IN FATAL ACCIDENTS, 2000
 FARS VEHICLE VARIABLES

Variable 142 VEHICLE MANEUVER Width: 2 Type: Numeric
 Dec: None Miss: 99

N	Prcnt	Code	Value and Description
3724	70.6	1	Going straight
145	2.7	2	Slowing or stopping in traffic lane
58	1.1	3	Starting in traffic lane
269	5.1	4	Stopped in traffic lane
60	1.1	5	Passing or overtaking another vehicle
6	0.1	6	Leaving a parked position
1	0.0	7	Parked
2	0.0	8	Entering a parked position
137	2.6	9	Maneuvering to avoid an animal, pedestrian, object, another vehicle, etc.
11	0.2	10	Turning right: Right Turn On Red (RTOR) permitted
1	0.0	11	Turning right: RTOR not permitted
63	1.2	12	Turning right: RTOR not known if permitted or n/a
200	3.8	13	Turning left
19	0.4	14	Making a U-turn
51	1.0	15	Backing up (other than for parking purposes)
79	1.5	16	Changing lanes or merging
426	8.1	17	Negotiating a curve
17	0.3	98	Other
6	0.1	99	Unknown

Variable 143 CRASH AVOIDANCE MANUEVER Width: 1 Type: Numeric
 Dec: None Miss: None

N	Prcnt	Code	Value and Description
1827	34.6	0	No Avoidance Maneuver Reported
394	7.5	1	Braking (skidmarks evident)
86	1.6	2	Braking (no skidmarks; driver stated)
98	1.9	3	Braking (other reported evidence)
466	8.8	4	Steering (evidence or stated)
534	10.1	5	Steer & Braking (evidence or stated)
12	0.2	6	Other Avoidance Maneuver
1858	35.2	8	Not Reported (by Police)

Variable 144 MOST HARMFUL EVENT Width: 2 Type: Numeric
 Dec: None Miss: 99

MOST HARMFUL EVENT

N	Prcnt	Code	Value and Description
359	6.8	1	Overturn
60	1.1	2	Fire/explosion
4	0.1	3	Immersion
0	0.0	4	Gas inhalation
22	0.4	5	Fell from vehicle

TRUCKS INVOLVED IN FATAL ACCIDENTS, 2000
FARS VEHICLE VARIABLES

Variable 144: MOST HARMFUL EVENT (Continued)

N	Prcnt	Code	Value and Description
0	0.0	6	Injured in vehicle
5	0.1	7	Other noncollision
321	6.1	8	Pedestrian
70	1.3	9	Pedalcycle
26	0.5	10	Railway train
1	0.0	11	Animal
4090	77.5	12	Motor vehicle in transport
61	1.2	13	Motor vehicle in transport in other roadway
26	0.5	14	Parked motor vehicle
4	0.1	15	Other type nonmotorist
8	0.2	16	Thrown or falling object
2	0.0	17	Boulder
10	0.2	18	Other object (not fixed)
3	0.1	19	Building
4	0.1	20	Impact attenuator/crash cushion
17	0.3	21	Bridge pier or abutment
1	0.0	22	Bridge parapet end
9	0.2	23	Bridge rail
15	0.3	24	Guardrail
12	0.2	25	Concrete traffic barrier
0	0.0	26	Other longitudinal barrier type
5	0.1	27	Highway/traffic sign post
1	0.0	28	Overhead sign support
1	0.0	29	Luminaire/light support
9	0.2	30	Utility pole
2	0.0	31	Other post, pole or supports
6	0.1	32	Culvert
0	0.0	33	Curb
10	0.2	34	Ditch
15	0.3	35	Embankment - earth
7	0.1	36	Embankment - rock, stone or concrete
7	0.1	37	Embankment - material type unknown
5	0.1	38	Fence
2	0.0	39	Wall
0	0.0	40	Fire hydrant
0	0.0	41	Shrubbery
56	1.1	42	Tree
3	0.1	43	Other fixed object
1	0.0	44	Pavement surface irregularity (pothole, grooved, grates)
3	0.1	45	Transport device used as equipment
0	0.0	46	Traffic signal support
7	0.1	47	Vehicle Occupant Struck or Run Over by Own Vehicle
0	0.0	48	Collision With Snow Bank
2	0.0	49	Ridden Animal or Animal drawn conveyance
3	0.1	99	Unknown

The following list shows the code values given above grouped by collision type.

Noncollision Event
1 Overturn

Variable 144:MOST HARMFUL EVENT (Continued)

N	Prcnt	Code	Value and Description
		2	Fire/explosion
		3	Immersion
		4	Gas inhalation
		5	Fell from vehicle
		6	Injured in vehicle
		7	Other noncollision
		16	Thrown or falling object
		44	Pavement surface irregularity (pothole, grooved, grates)
		47	Vehicle Occupant Struck or Run Over by Own Vehicle
Collision With Object Not Fixed			
		8	Pedestrian
		9	Pedalcycle
		10	Railway train
		11	Animal
		12	Motor vehicle in transport
		13	Motor vehicle in transport in other roadway
		14	Parked motor vehicle
		15	Other type nonmotorist
		18	Other object (not fixed)
		45	Transport device used as equipment
Collision With Fixed Object			
		17	Boulder
		19	Building
		20	Impact attenuator/crash cushion
		21	Bridge pier or abutment
		22	Bridge parapet end
		23	Bridge rail
		24	Guardrail
		25	Concrete traffic barrier
		26	Other longitudinal barrier type
		27	Highway/traffic sign post
		28	Overhead sign support
		29	Luminaire/light support
		30	Utility pole
		31	Other post, pole or supports
		32	Culvert
		33	Curb
		34	Ditch
		35	Embankment - earth
		36	Embankment - rock, stone or concrete
		37	Embankment - material type unknown
		38	Fence
		39	Wall
		40	Fire hydrant
		41	Shrubbery
		42	Tree
		43	Other fixed object
		46	Traffic signal support
		48	Collision With Snow Bank

TRUCKS INVOLVED IN FATAL ACCIDENTS, 2000
FARS VEHICLE VARIABLES

Variable 145	NUMBER OF DEATHS IN VEH	Width: 2	Type: Numeric
		Dec: None	Miss: None

NUMBER OF DEATHS IN VEHICLE

N	Prcnt	Code	Value and Description
4481	84.9	0	0 deaths
763	14.5	1	1 death
28	0.5	2	2 deaths
3	0.1	3	3 deaths

Variable 151	VIN TRUCK FUEL CODE	Width: 1	Type: Numeric
		Dec: None	Miss: 8

N	Prcnt	Code	Value and Description
0	0.0	1	(E) Electric operated
262	5.0	2	(G) Gas
4642	88.0	3	(D) Diesel
5	0.1	4	(P) Propane
1	0.0	7	(*) Not available from VIN
0	0.0	8	(b) Unknown
365	6.9	9	(9) No VIN information

Variable 152	VIN TRUCK WEIGHT CODE	Width: 1	Type: Numeric
		Dec: None	Miss: 9

N	Prcnt	Code	Value and Description
64	1.2	0	Value not returned
1	0.0	1	6,000 lbs. or less
11	0.2	2	6,001 - 10,000 lbs.
326	6.2	3	10,001 - 14,000 lbs.
138	2.6	4	14,001 - 16,000 lbs.
68	1.3	5	16,001 - 19,500 lbs.
272	5.2	6	19,501 - 26,000 lbs.
462	8.8	7	26,001 - 33,000 lbs.
3610	68.4	8	33,001 lbs. or more
323	6.1	9	Value not coded

Variable 153	VIN TRUCK SERIES	Width: 3	Type: Alphabetic
		Dec: None	Miss: None

TRUCKS INVOLVED IN FATAL ACCIDENTS, 2000
 FARS VEHICLE VARIABLES

Variable 155	LENGTH OF VIN	Width: 2	Type: Numeric
		Dec: None	Miss: 99

N	Prcnt	Code	Value and Description
1	0.0	0	
2	0.0	4	
3	0.1	5	
		-	Actual length
5051	95.8	17	
0	0.0	99	Unknown VIN length

Variables 156 through 161 are added by UMTRI to indicate the number of persons in the vehicle with injury severities of level zero through five, respectively, for occupant variable V329 (INJURY SEVERITY).

Variable 156	NUMBER UNINJURED IN VEH	Width: 2	Type: Numeric
		Dec: None	Miss: None

NO. UNINJURED IN VEHICLE

N	Prcnt	Code	Value and Description
2128	40.3	0	0 uninjured
2748	52.1	1	1 uninjured
343	6.5	2	2 uninjured
37	0.7	3	3 uninjured
16	0.3	4	4 uninjured
2	0.0	5	5 uninjured

Variable 157	NUMBER C-INJURED IN VEH	Width: 2	Type: Numeric
		Dec: None	Miss: None

NO. C-INJURED IN VEHICLE

N	Prcnt	Code	Value and Description
4659	88.3	0	0 C-injured
566	10.7	1	1 C-injured
46	0.9	2	2 C-injured
4	0.1	3	3 C-injured

TRUCKS INVOLVED IN FATAL ACCIDENTS, 2000
FARS VEHICLE VARIABLES

Variable 158	NUMBER B-INJURED IN VEH	Width: 2	Type: Numeric
		Dec: None	Miss: None

NO. B-INJURED IN VEHICLE

N	Prcnt	Code	Value and Description
4663	88.4	0	0 B-injured
563	10.7	1	1 B-injured
43	0.8	2	2 B-injured
6	0.1	3	3 B-injured

Variable 159	NUMBER A-INJURED IN VEH	Width: 2	Type: Numeric
		Dec: None	Miss: None

NO. A-INJURED IN VEHICLE

N	Prcnt	Code	Value and Description
4948	93.8	0	0 A-injured
306	5.8	1	1 A-injured
19	0.4	2	2 A-injured
2	0.0	3	3 A-injured

Variable 160	NUMBER K-INJURED IN VEH	Width: 2	Type: Numeric
		Dec: None	Miss: None

NO. K-INJURED IN VEHICLE

N	Prcnt	Code	Value and Description
4481	84.9	0	0 killed
763	14.5	1	1 killed
28	0.5	2	2 killed
3	0.1	3	3 killed

Variable 161	NUM UNK INJURED IN VEH	Width: 2	Type: Numeric
		Dec: None	Miss: None

NO. UNK INJURED IN VEHICLE

N	Prcnt	Code	Value and Description
5262	99.8	0	0 unknown injured
12	0.2	1	1 unknown injured
1	0.0	3	3 unknown injured

Variable 162	VEH RELATED FACTORS #1	Width: 2	Type: Numeric
		Dec: None	Miss: 99

RELATED FACTORS AT VEHICLE LEVEL - RESPONSE #1

N	Prcnt	Code	Value and Description
4916	93.2	0	None
			Vehicle Condition(s) Noted:
31	0.6	1	Tires
85	1.6	2	Brake system
5	0.1	3	Steering system - tie-rod, kingpin, ball-joint, etc.
3	0.1	4	Suspension - springs, shock-absorbers, MacPherson-struts, axle bearing, control-arm, etc.
6	0.1	5	Power train - universal-joint, drive-shaft, transmission, etc.
1	0.0	6	Exhaust system
4	0.1	7	Headlights
2	0.0	8	Signal lights
6	0.1	9	Other lights
1	0.0	10	Horn
0	0.0	11	Mirrors
1	0.0	12	Wipers
0	0.0	13	Driver seating and control
0	0.0	14	Body, doors, hood, other
4	0.1	15	Trailer hitch
3	0.1	16	Wheels
1	0.0	17	Airbags
17	0.3	18	Other vehicle defects
			Special Vehicle Flags:
50	0.9	31	Hit-and-run vehicle
0	0.0	32	Vehicle registration for handicapped
0	0.0	33	Vehicle being pushed by nonmotorist
27	0.5	34	Vehicle impact point - the result of something set-in-motion
0	0.0	35	Reconstructed vehicles
0	0.0	36	Electric/Alternative fuel vehicles
112	2.1	99	Unknown

Variable 163	VEH RELATED FACTORS #2	Width: 2	Type: Numeric
		Dec: None	Miss: 99

RELATED FACTORS AT VEHICLE LEVEL - RESPONSE #2

N	Prcnt	Code	Value and Description
5133	97.3	0	None
			Vehicle Condition(s) Noted:
10	0.2	2	Brake system
2	0.0	3	Steering system - tie-rod, kingpin, ball-joint, etc.

TRUCKS INVOLVED IN FATAL ACCIDENTS, 2000
FARS VEHICLE VARIABLES

Variable 163:VEH RELATED FACTORS #2 (Continued)

N	Prcnt	Code	Value and Description
1	0.0	4	Suspension - springs, shock-absorbers, MacPherson-struts, axle bearing, control-arm, etc.
1	0.0	5	Power train - universal-joint, drive-shaft, transmission, etc.
1	0.0	6	Exhaust system
1	0.0	7	Headlights
1	0.0	8	Signal lights
1	0.0	9	Other lights
1	0.0	10	Horn
6	0.1	18	Other vehicle defects
Special Vehicle Flags:			
2	0.0	31	Hit-and-run vehicle
3	0.1	34	Vehicle impact point - the result of something set-in-motion
112	2.1	99	Unknown

Variable 164	UNDERRIDE/OVERRIDE	Width: 1	Type: Numeric
		Dec: None	Miss: 9

N	Prcnt	Code	Value and Description
5135	97.3	0	No Underride or Override
With Motor Vehicle in Transport			
0	0.0	1	Underride, Compartment Intrusion
1	0.0	2	Underride, No Compartment Intrusion
0	0.0	3	Underride, Compartment Intrusion Unknown
With Other Vehicle			
0	0.0	4	Underride, Compartment Intrusion
0	0.0	5	Underride, No Compartment Intrusion
0	0.0	6	Underride, Compartment Intrusion Unknown
109	2.1	7	Override, Motor Vehicle in Transport
0	0.0	8	Override, Other Vehicle
30	0.6	9	Unknown if Underride or Override

TRUCKS INVOLVED IN FATAL ACCIDENTS, 2000
 FARS VEHICLE VARIABLES

Variable 170	MOTOR CARRIER ID NUMBER	Width: 11	Type: Alphabetic
		Dec: None	Miss: None

N	Prcnt	Code	Value and Description
			Issuing Authority (cols 1-2)
366	6.9	00	Not applicable
1	0.0	01	
			- FARS State Code
7	0.1	56	
2496	47.3	57	US DOT
733	13.9	58	ICC
509	9.7	88	None
1	0.0	95	Canada
0	0.0	98	Mexico
682	12.9	99	Unknown
			Identification Number (cols 3-11)
		000000000	Not applicable
		888888888	None
		999999999	Unknown

Variable 171	BUS USE	Width: 1	Type: Numeric
		Dec: None	Miss: None

N	Prcnt	Code	Value and Description
5272	99.9	0	Not used as a bus
0	0.0	1	Used as a Public school bus
0	0.0	2	Used as a Private school bus
0	0.0	3	Used as a School bus, public or private unknown
0	0.0	4	Used as a Scheduled service bus
0	0.0	5	Used as a Tour bus
0	0.0	6	Used as a Commuter bus
0	0.0	7	Used as a Shuttle bus
0	0.0	8	Modified for personal/private use
3	0.1	9	Unknown bus use

Variable 172	GROSS WEIGHT RATING-GVWR	Width: 1	Type: Numeric
		Dec: None	Miss: None

N	Prcnt	Code	Value and Description
394	7.5	0	Not applicable
2	0.0	1	10,000 lbs or less
497	9.4	2	10,001 - 26,000 lbs
4291	81.3	3	26,001 lbs or more
91	1.7	9	Unknown

TRUCKS INVOLVED IN FATAL ACCIDENTS, 2000
FARS VEHICLE VARIABLES

The DRIVER Variables

Variables 207 through 236 describe the driver of the truck involved in the accident.

Variable 207	DRIVER PRESENCE	Width: 1	Type: Numeric
		Dec: None	Miss: 9

N	Prcnt	Code	Value and Description
5219	98.9	1	Driver operated vehicle
45	0.9	2	Driverless
11	0.2	3	Driver left scene
0	0.0	9	Unknown

Variable 208	DRIVER DRINKING	Width: 1	Type: Numeric
		Dec: None	Miss: 9

N	Prcnt	Code	Value and Description
5160	97.8	0	No drinking reported
115	2.2	1	Drinking reported
0	0.0	8	Not reported
0	0.0	9	Unknown

Variable 209	LICENSE STATE	Width: 2	Type: Numeric
		Dec: None	Miss: 99

N	Prcnt	Code	Value and Description
164	3.1	1	Alabama
4	0.1	2	Alaska
1	0.0	3	American Samoa
82	1.6	4	Arizona
109	2.1	5	Arkansas
379	7.2	6	California
69	1.3	8	Colorado
31	0.6	9	Connecticut
14	0.3	10	Delaware
2	0.0	11	District of Columbia
344	6.5	12	Florida
216	4.1	13	Georgia
1	0.0	14	Guam
2	0.0	15	Hawaii
32	0.6	16	Idaho
201	3.8	17	Illinois
147	2.8	18	Indiana
85	1.6	19	Iowa
82	1.6	20	Kansas
79	1.5	21	Kentucky

TRUCKS INVOLVED IN FATAL ACCIDENTS, 2000
FARS DRIVER VARIABLES

Variable 209: LICENSE STATE (Continued)

N	Prcnt	Code	Value and Description
115	2.2	22	Louisiana
25	0.5	23	Maine
64	1.2	24	Maryland
40	0.8	25	Massachusetts
143	2.7	26	Michigan
78	1.5	27	Minnesota
124	2.4	28	Mississippi
173	3.3	29	Missouri
20	0.4	30	Montana
45	0.9	31	Nebraska
37	0.7	32	Nevada
16	0.3	33	New Hampshire
86	1.6	34	New Jersey
30	0.6	35	New Mexico
148	2.8	36	New York
206	3.9	37	North Carolina
9	0.2	38	North Dakota
172	3.3	39	Ohio
92	1.7	40	Oklahoma
50	0.9	41	Oregon
183	3.5	42	Pennsylvania
4	0.1	44	Rhode Island
92	1.7	45	South Carolina
27	0.5	46	South Dakota
164	3.1	47	Tennessee
489	9.3	48	Texas
39	0.7	49	Utah
9	0.2	50	Vermont
109	2.1	51	Virginia
75	1.4	53	Washington
53	1.0	54	West Virginia
121	2.3	55	Wisconsin
12	0.2	56	Wyoming
1	0.0	94	Military
74	1.4	95	Canada
6	0.1	96	Mexico
9	0.2	97	Other foreign country
91	1.7	99	Unknown

Variable 210	NON-CDL LICENSE STATUS	Width: 1	Type: Numeric
		Dec: None	Miss: 9

NON-CDL LICENSE STATUS, REGARDLESS OF VEH. DRIVEN

N	Prcnt	Code	Value and Description
			No valid license
19	0.4	0	Not licensed
73	1.4	1	Suspended

Variable 210:NON-CDL LICENSE STATUS (Continued)

N	Prcnt	Code	Value and Description
9	0.2	2	Revoked
12	0.2	3	Expired
2	0.0	4	Cancelled or denied
Valid license			
4917	93.2	6	Valid
2	0.0	7	Learner's permit
0	0.0	8	Temporary
241	4.6	9	Unknown

Variable 211	LICENSE CLASS COMPLIANCE	Width: 1	Type: Numeric
		Dec: None	Miss: 9

LICENSE COMPLIANCE (FOR THIS CLASS VEHICLE)

N	Prcnt	Code	Value and Description
20	0.4	0	Not licensed
0	0.0	1	No license required for this class vehicle
184	3.5	2	No valid license for this class vehicle
4787	90.7	3	Valid license for this class vehicle
37	0.7	8	Unknown if CDL and/or CDL endorsement required for this vehicle
247	4.7	9	Unknown

Variable 212	CDL LICENSE STATUS	Width: 1	Type: Numeric
		Dec: None	Miss: 9

COMMERCIAL MOTOR VEHICLE LICENSE STATUS

N	Prcnt	Code	Value and Description
652	12.4	0	No CDL
41	0.8	1	Suspended
2	0.0	2	Revoked
24	0.5	3	Expired
2	0.0	4	Cancelled or denied
6	0.1	5	Disqualified
4272	81.0	6	Valid
2	0.0	7	Learner's permit
21	0.4	8	Other - not valid
253	4.8	9	Unknown

TRUCKS INVOLVED IN FATAL ACCIDENTS, 2000
FARS DRIVER VARIABLES

<u>Variable 213</u>	<u>LICENSE ENDORSEMENTS</u>	Width: 1	Type: Numeric
		Dec: None	Miss: 9

COMPLIANCE WITH LICENSE ENDORSEMENTS

N	Prcnt	Code	Value and Description
3413	64.7	0	No Endorsements
858	16.3	1	Endorsement(s) complied with
17	0.3	2	Endorsement(s) not complied with
503	9.5	3	Endorsement(s), compliance unknown
484	9.2	9	Unknown

<u>Variable 214</u>	<u>LICENSE RESTRICTIONS MET</u>	Width: 1	Type: Numeric
		Dec: None	Miss: 9

COMPLIANCE WITH LICENSE RESTRICTIONS

N	Prcnt	Code	Value and Description
3537	67.1	0	No restrictions or not applicable
376	7.1	1	Restrictions complied with
7	0.1	2	Restrictions not complied with
1092	20.7	3	Restrictions, compliance unknown
263	5.0	9	Unknown

<u>Variable 216</u>	<u>NUMBER OF PREV ACCIDENTS</u>	Width: 2	Type: Numeric
		Dec: None	Miss: 99

NUMBER OF PREVIOUS RECORDED ACCIDENTS

N	Prcnt	Code	Value and Description
3846	72.9	0	0 accidents
705	13.4	1	1 accident
144	2.7	2	2 accidents
30	0.6	3	3 accidents
4	0.1	4	4 accidents
2	0.0	5	5 accidents
1	0.0	6	6 accidents
266	5.0	98	Accidents not reported on driving record
277	5.3	99	Unknown

TRUCKS INVOLVED IN FATAL ACCIDENTS, 2000
 FARS DRIVER VARIABLES

Variable 217 NUMBER PREV SUSPENSIONS Width: 2 Type: Numeric
 Dec: None Miss: 99

NUMBER OF PREVIOUS SUSPENSIONS/REVOCATIONS

N	Prcnt	Code	Value and Description
4545	86.2	0	0 suspensions
287	5.4	1	1 suspension
91	1.7	2	2 suspensions
38	0.7	3	3 suspensions
18	0.3	4	4 suspensions
11	0.2	5	5 suspensions
1	0.0	6	6 suspensions
4	0.1	7	7 suspensions
1	0.0	8	8 suspensions
1	0.0	9	9 suspensions
1	0.0	12	12 suspensions
277	5.3	99	Unknown

Variable 218 NUMBER OF PREV DWI CONV Width: 2 Type: Numeric
 Dec: None Miss: 99

NUMBER OF PREVIOUS DWI CONVICTIONS

N	Prcnt	Code	Value and Description
4939	93.6	0	0 DWI convictions
53	1.0	1	1 DWI conviction
5	0.1	2	2 DWI convictions
1	0.0	3	3 DWI convictions
277	5.3	99	Unknown

Variable 219 NUM PREV SPEEDING CONV Width: 2 Type: Numeric
 Dec: None Miss: 99

NUMBER OF PREVIOUS SPEEDING CONVICTIONS

N	Prcnt	Code	Value and Description
3567	67.6	0	0 speed convictions
947	18.0	1	1 speed conviction
290	5.5	2	2 speed convictions
125	2.4	3	3 speed convictions
39	0.7	4	4 speed convictions
19	0.4	5	5 speed convictions
7	0.1	6	6 speed convictions
2	0.0	7	7 speed convictions
1	0.0	8	8 speed convictions
1	0.0	9	9 speed convictions
277	5.3	99	Unknown

TRUCKS INVOLVED IN FATAL ACCIDENTS, 2000
FARS DRIVER VARIABLES

Variable 220	NUM PREV OTHER MV CONV	Width: 2	Type: Numeric
		Dec: None	Miss: 99

NO. PREVIOUS OTHER HARMFUL MOVING VIOLATIONS CONVICTIONS

N	Prcnt	Code	Value and Description
3773	71.5	0	0 other convictions
836	15.8	1	1 other conviction
243	4.6	2	2 other convictions
83	1.6	3	3 other convictions
39	0.7	4	4 other convictions
15	0.3	5	5 other convictions
5	0.1	6	6 other convictions
2	0.0	7	7 other convictions
2	0.0	8	8 other convictions
277	5.3	99	Unknown

Variable 221	LAST ACCIDENT - MONTH	Width: 2	Type: Numeric
		Dec: None	Miss: 99

LAST ACC./SUSPENSION/CONVICTION - MONTH

N	Prcnt	Code	Value and Description
2367	44.9	0	No record
208	3.9	1	January
198	3.8	2	February
224	4.2	3	March
236	4.5	4	April
234	4.4	5	May
244	4.6	6	June
216	4.1	7	July
176	3.3	8	August
229	4.3	9	September
243	4.6	10	October
232	4.4	11	November
190	3.6	12	December
278	5.3	99	Unknown

Variable 222	LAST ACCIDENT - YEAR	Width: 4	Type: Numeric
		Dec: None	Miss: 9999

LAST ACC./SUSPENSION/CONVICTION - YEAR

N	Prcnt	Code	Value and Description
2367	44.9	0	No record
202	3.8	1997	1997
629	11.9	1998	1998
1052	19.9	1999	1999
747	14.2	2000	2000

Variable 222:LAST ACCIDENT - YEAR (Continued)

N	Prcnt	Code	Value and Description
278	5.3	9999	Unknown

Variable 223	FIRST ACCIDENT - MONTH	Width: 2	Type: Numeric
		Dec: None	Miss: 99

1ST ACC./SUSPENSION/CONVICTION - MONTH

N	Prcnt	Code	Value and Description
2367	44.9	0	No record
209	4.0	1	January
199	3.8	2	February
251	4.8	3	March
211	4.0	4	April
213	4.0	5	May
221	4.2	6	June
233	4.4	7	July
219	4.2	8	August
237	4.5	9	September
235	4.5	10	October
207	3.9	11	November
195	3.7	12	December
278	5.3	99	Unknown

Variable 224	FIRST ACCIDENT - YEAR	Width: 4	Type: Numeric
		Dec: None	Miss: 9999

1ST ACCIDENT/SUSPENSION/CONVICTION - YEAR

N	Prcnt	Code	Value and Description
2367	44.9	0	No record
599	11.4	1997	1997
1048	19.9	1998	1998
715	13.6	1999	1999
268	5.1	2000	2000
278	5.3	9999	Unknown

TRUCKS INVOLVED IN FATAL ACCIDENTS, 2000
FARS DRIVER VARIABLES

Variable 227	DRIVER RELATED FACTORS#1	Width: 2	Type: Numeric
		Dec: None	Miss: 99

FACTORS AT DRIVER LEVEL - RESPONSE #1

N	Prcnt	Code	Value and Description
3342	63.4	0	None
Physical/Mental Condition			
80	1.5	1	Drowsy, sleepy, asleep, fatigued
18	0.3	2	Ill, passed out, blackout
1	0.0	3	Emotional (e.g., depression, angry, disturbed)
1	0.0	4	Reaction to drugs - medication
0	0.0	5	Other drugs
222	4.2	6	Inattentive (talking, eating, etc.)
1	0.0	7	Restricted to wheelchair
0	0.0	8	Paraplegic
0	0.0	9	Impaired due to previous injury
0	0.0	10	Deaf
1	0.0	11	Other physical impairment
0	0.0	12	Mother of dead fetus
0	0.0	13	Mentally challenged
0	0.0	14	Failure to take drugs/medication
Miscellaneous Causes			
205	3.9	17	Running off road
0	0.0	18	Travelling on prohibited trafficways
3	0.1	19	Legally driving on suspended or revoked license
31	0.6	20	Leaving vehicle unattended with engine running, leaving vehicle unattended in roadway
30	0.6	21	Overloading or improper loading of vehicle with passengers or cargo
4	0.1	22	Towing or pushing vehicle improperly
2	0.0	23	Failing to dim or to have lights on when required
21	0.4	24	Operating without required equipment
0	0.0	25	Creating unlawful noise or using equipment prohibited by law
61	1.2	26	Following improperly
25	0.5	27	Improper or erratic lane changing
161	3.1	28	Failure to keep in proper lane or running off road
1	0.0	29	Illegal driving on road shoulder, in ditch, on sidewalk or on median or on separator
4	0.1	30	Making improper entry to or exit from trafficway
20	0.4	31	Starting or backing improperly
0	0.0	32	Opening vehicle closure into moving traffic or while vehicle is in motion
6	0.1	33	Passing where prohibited by signs, markings, hill or curve, or school bus displaying warning not to pass
0	0.0	34	Passing on wrong side
18	0.3	35	Passing with insufficient distance or inadequate visibility, or failing to yield to overtaking vehicle
67	1.3	36	Operating the vehicle in an erratic, reckless, careless or negligent manner
0	0.0	37	High speed chase - police in pursuit
173	3.3	38	Failure to yield right-of-way

Variable 227:DRIVER RELATED FACTORS#1 (Continued)

N	Prcnt	Code	Value and Description
80	1.5	39	Failure to obey traffic signs, control devices or traffic officers, or failure to observe safety zone
0	0.0	40	Passing through or around barrier
4	0.1	41	Failure to observe warnings or instructions on vehicles displaying them
5	0.1	42	Failure to signal intentions
0	0.0	43	Giving wrong signal
230	4.4	44	Driving too fast for conditions or in excess of posted maximum
3	0.1	45	Driving less than posted minimum
1	0.0	46	Racing
0	0.0	47	Making right turn from left turn lane, making left turn from right turn lane
30	0.6	48	Making other improper turn
0	0.0	49	Failure to comply with physical restrictions of license
1	0.0	50	Driving wrong way on one-way trafficway
21	0.4	51	Driving on wrong side of road (intentionally or unintentionally)
0	0.0	52	Operator inexperience
0	0.0	53	Unfamiliar with roadway
32	0.6	54	Stopped or stopping in roadway (vehicle not abandoned)
0	0.0	55	Underriding a parked truck
0	0.0	56	Improper tire pressure
20	0.4	57	Locked wheel
10	0.2	58	Over correcting
3	0.1	59	Getting off/out of or on/in to moving vehicle
0	0.0	60	Getting off/out of or on/in to nonmoving vehicle

Vision Obscured By:

38	0.7	61	Rain, snow, fog, smoke, sand, dust
5	0.1	62	Reflected glare, bright sunlight, headlights
4	0.1	63	Curve, hill, or other design features (including traffic signs, embankment)
2	0.0	64	Building, billboard, other structures
1	0.0	65	Trees, crops, vegetation
3	0.1	66	Motor vehicle (including load)
2	0.0	67	Parked vehicle
0	0.0	68	Splash or spray of passing vehicle
0	0.0	69	Inadequate defrost or defog system
2	0.0	70	Inadequate lighting system
6	0.1	71	Obstructing angles on vehicle
0	0.0	72	Mirrors - rear view
0	0.0	73	Mirrors - other
0	0.0	74	Head restraints
0	0.0	75	Broken or improperly cleaned windshield
5	0.1	76	Other obstruction

Avoiding, Swerving or Sliding due to:

0	0.0	77	Severe crosswind
0	0.0	78	Wind from passing truck
3	0.1	79	Slippery or loose surface
6	0.1	80	Tire blow-out or flat

TRUCKS INVOLVED IN FATAL ACCIDENTS, 2000
FARS DRIVER VARIABLES

Variable 227:DRIVER RELATED FACTORS#1 (Continued)

N	Prcnt	Code	Value and Description
3	0.1	81	Debris or objects in road
0	0.0	82	Ruts, holes, bumps in road
7	0.1	83	Live animals in road
29	0.5	84	Vehicle in road
3	0.1	85	Phantom vehicle
5	0.1	86	Pedestrian, pedalcyclist, or other nonmotorist in road
15	0.3	87	Ice, snow, slush, water, sand, dirt, oil, wet leaves on road
Other Miscellaneous Factors			
0	0.0	89	Carrying hazardous cargo improperly
25	0.5	90	Hit-and-run vehicle driver
28	0.5	91	Nontraffic violation charged - manslaughter or other homicide (offense committed without malice)
81	1.5	92	Other nonmoving traffic violations
Possible distractions (inside vehicle)			
4	0.1	93	Cellular phone
0	0.0	94	Fax machine
0	0.0	95	Computer
0	0.0	96	On-board Navigation system
0	0.0	97	Two-way radio
0	0.0	98	Head-up display
60	1.1	99	Unknown

Variable 228	DRIVER RELATED FACTORS#2	Width: 2	Type: Numeric
		Dec: None	Miss: 99

FACTORS AT DRIVER LEVEL - RESPONSE #2

N	Prcnt	Code	Value and Description
4344	82.4	0	None
Physical/Mental Condition			
23	0.4	1	Drowsy, sleepy, asleep, fatigued
2	0.0	2	Ill, passed out, blackout
2	0.0	4	Reaction to drugs - medication
47	0.9	6	Inattentive (talking, eating, etc.)
Miscellaneous Causes			
136	2.6	17	Running off road
2	0.0	20	Leaving vehicle unattended with engine running, leaving vehicle unattended in roadway
3	0.1	21	Overloading or improper loading of vehicle with passengers or cargo
1	0.0	23	Failing to dim or to have lights on when required
9	0.2	24	Operating without required equipment
33	0.6	26	Following improperly
4	0.1	27	Improper or erratic lane changing

Variable 228:DRIVER RELATED FACTORS#2 (Continued)

N	Prcnt	Code	Value and Description
93	1.8	28	Failure to keep in proper lane or running off road
2	0.0	29	Illegal driving on road shoulder, in ditch, on sidewalk or on median or on separator
1	0.0	30	Making improper entry to or exit from trafficway
6	0.1	31	Starting or backing improperly
1	0.0	34	Passing on wrong side
4	0.1	35	Passing with insufficient distance or inadequate visibility, or failing to yield to overtaking vehicle
42	0.8	36	Operating the vehicle in an erratic, reckless, careless or negligent manner
2	0.0	37	High speed chase - police in pursuit
41	0.8	38	Failure to yield right-of-way
53	1.0	39	Failure to obey traffic signs, control devices or traffic officers, or failure to observe safety zone
128	2.4	44	Driving too fast for conditions or in excess of posted maximum
2	0.0	45	Driving less than posted minimum
25	0.5	48	Making other improper turn
6	0.1	51	Driving on wrong side of road (intentionally or unintentionally)
3	0.1	52	Operator inexperience
1	0.0	53	Unfamiliar with roadway
9	0.2	54	Stopped or stopping in roadway (vehicle not abandoned)
1	0.0	56	Improper tire pressure
3	0.1	57	Locked wheel
26	0.5	58	Over correcting
			Vision Obscured By:
15	0.3	61	Rain, snow, fog, smoke, sand, dust
3	0.1	62	Reflected glare, bright sunlight, headlights
2	0.0	63	Curve, hill, or other design features (including traffic signs, embankment)
2	0.0	65	Trees, crops, vegetation
3	0.1	67	Parked vehicle
2	0.0	71	Obstructing angles on vehicle
1	0.0	75	Broken or improperly cleaned windshield
1	0.0	76	Other obstruction
			Avoiding, Swerving or Sliding due to:
5	0.1	77	Severe crosswind
3	0.1	79	Slippery or loose surface
4	0.1	80	Tire blow-out or flat
1	0.0	81	Debris or objects in road
3	0.1	83	Live animals in road
13	0.2	84	Vehicle in road
2	0.0	85	Phantom vehicle
2	0.0	86	Pedestrian, pedalcyclist, or other nonmotorist in road
13	0.2	87	Ice, snow, slush, water, sand, dirt, oil, wet leaves on road
			Other Miscellaneous Factors
14	0.3	90	Hit-and-run vehicle driver

TRUCKS INVOLVED IN FATAL ACCIDENTS, 2000
FARS DRIVER VARIABLES

Variable 228:DRIVER RELATED FACTORS#2 (Continued)

N	Prcnt	Code	Value and Description
26	0.5	91	Nontraffic violation charged – manslaughter or other homicide (offense committed without malice)
36	0.7	92	Other nonmoving traffic violations
Possible distractions (inside vehicle)			
8	0.2	93	Cellular phone
1	0.0	97	Two-way radio
60	1.1	99	Unknown

Variable 229	DRIVER RELATED FACTORS#3	Width: 2	Type: Numeric
		Dec: None	Miss: 99

FACTORS AT DRIVER LEVEL – RESPONSE #3

N	Prcnt	Code	Value and Description
4942	93.7	0	None
Physical/Mental Condition			
3	0.1	1	Drowsy, sleepy, asleep, fatigued
1	0.0	2	Ill, passed out, blackout
1	0.0	3	Emotional (e.g., depression, angry, disturbed)
2	0.0	4	Reaction to drugs – medication
13	0.2	6	Inattentive (talking, eating, etc.)
Miscellaneous Causes			
16	0.3	17	Running off road
1	0.0	19	Legally driving on suspended or revoked license
1	0.0	21	Overloading or improper loading of vehicle with passengers or cargo
2	0.0	24	Operating without required equipment
5	0.1	26	Following improperly
3	0.1	27	Improper or erratic lane changing
17	0.3	28	Failure to keep in proper lane or running off road
1	0.0	33	Passing where prohibited by signs, markings, hill or curve, or school bus displaying warning not to pass
12	0.2	36	Operating the vehicle in an erratic, reckless, careless or negligent manner
5	0.1	38	Failure to yield right-of-way
10	0.2	39	Failure to obey traffic signs, control devices or traffic officers, or failure to observe safety zone
1	0.0	41	Failure to observe warnings or instructions on vehicles displaying them
41	0.8	44	Driving too fast for conditions or in excess of posted maximum
8	0.2	48	Making other improper turn
1	0.0	50	Driving wrong way on one-way trafficway
5	0.1	51	Driving on wrong side of road (intentionally or unintentionally)

Variable 229:DRIVER RELATED FACTORS#3 (Continued)

N	Prcnt	Code	Value and Description
2	0.0	52	Operator inexperience
4	0.1	53	Unfamiliar with roadway
1	0.0	54	Stopped or stopping in roadway (vehicle not abandoned)
4	0.1	57	Locked wheel
16	0.3	58	Over correcting
Vision Obscured By:			
3	0.1	61	Rain, snow, fog, smoke, sand, dust
2	0.0	62	Reflected glare, bright sunlight, headlights
4	0.1	63	Curve, hill, or other design features (including traffic signs, embankment)
1	0.0	64	Building, billboard, other structures
1	0.0	66	Motor vehicle (including load)
Avoiding, Swerving or Sliding due to:			
4	0.1	80	Tire blow-out or flat
5	0.1	84	Vehicle in road
1	0.0	85	Phantom vehicle
1	0.0	86	Pedestrian, pedalcyclist, or other nonmotorist in road
13	0.2	87	Ice, snow, slush, water, sand, dirt, oil, wet leaves on road
Other Miscellaneous Factors			
1	0.0	89	Carrying hazardous cargo improperly
3	0.1	90	Hit-and-run vehicle driver
29	0.5	91	Nontraffic violation charged - manslaughter or other homicide (offense committed without malice)
26	0.5	92	Other nonmoving traffic violations
Possible distractions (inside vehicle)			
3	0.1	93	Cellular phone
60	1.1	99	Unknown

TRUCKS INVOLVED IN FATAL ACCIDENTS, 2000
FARS DRIVER VARIABLES

Variable 230	DRIVER RELATED FACTORS#4	Width: 2	Type: Numeric
		Dec: None	Miss: 99

FACTORS AT DRIVER LEVEL - RESPONSE #4

N	Prcnt	Code	Value and Description
5151	97.6	0	None
			Physical/Mental Condition
3	0.1	1	Drowsy, sleepy, asleep, fatigued
2	0.0	6	Inattentive (talking, eating, etc.)
			Miscellaneous Causes
5	0.1	17	Running off road
1	0.0	26	Following improperly
1	0.0	27	Improper or erratic lane changing
2	0.0	28	Failure to keep in proper lane or running off road
1	0.0	38	Failure to yield right-of-way
1	0.0	39	Failure to obey traffic signs, control devices or traffic officers, or failure to observe safety zone
4	0.1	44	Driving too fast for conditions or in excess of posted maximum
2	0.0	48	Making other improper turn
1	0.0	52	Operator inexperience
2	0.0	57	Locked wheel
7	0.1	58	Over correcting
			Vision Obscured By:
1	0.0	65	Trees, crops, vegetation
1	0.0	75	Broken or improperly cleaned windshield
			Avoiding, Swerving or Sliding due to:
1	0.0	77	Severe crosswind
1	0.0	79	Slippery or loose surface
3	0.1	84	Vehicle in road
3	0.1	87	Ice, snow, slush, water, sand, dirt, oil, wet leaves on road
			Other Miscellaneous Factors
2	0.0	90	Hit-and-run vehicle driver
14	0.3	91	Nontraffic violation charged - manslaughter or other homicide (offense committed without malice)
3	0.1	92	Other nonmoving traffic violations
			Possible distractions (inside vehicle)
3	0.1	93	Cellular phone
60	1.1	99	Unknown

TRUCKS INVOLVED IN FATAL ACCIDENTS, 2000
 FARS DRIVER VARIABLES

Variable	231	VIOLATIONS CHARGED #1	Width: 2	Type: Numeric
			Dec: None	Miss: 99
N	Prcnt	Code Value and Description		
4625	87.7	0 None		
RECKLESS/CARELESS/HIT-AND-RUN TYPE OFFENSES				
100	1.9	1 Manslaughter or Homicide		
11	0.2	2 Willful Reckless Driving; Driving to Endanger; Negligent Driving		
29	0.5	3 Unsafe Reckless (Not Willful, Wanton Reckless) Driving		
34	0.6	4 Inattentive, Careless, Improper Driving		
0	0.0	5 Fleeing or Eluding Police		
0	0.0	6 Fail to Obey Police, Fireman, Authorized Person Directing Traffic		
7	0.1	7 Hit-and-Run, Fail to Stop After Accident		
0	0.0	8 Fail to Give Aid, Info., Wait for Police After Accident		
4	0.1	9 Serious Violation Resulting in Death		
IMPAIRMENT OFFENSES				
12	0.2	11 Driving While Intoxicated (Alcohol or Drugs) or BAC Above Limit		
1	0.0	12 Driving While Impaired		
0	0.0	13 Driving Under Influence of Substance Not Intended to Intoxicate		
0	0.0	14 Drinking While Operating		
1	0.0	15 Illegal Possession of Alcohol or Drugs		
1	0.0	16 Driving With Detectable Alcohol		
0	0.0	18 Refusal to Submit to Chemical Test		
0	0.0	19 Alcohol, Drug, or Impairment Violations Generally		
SPEED-RELATED OFFENSES				
0	0.0	21 Racing		
14	0.3	22 Speeding (Above the Speed Limit)		
28	0.5	23 Speed Greater than Reasonable & Prudent		
0	0.0	24 Exceeding Special Speed Limit (e.g.: for Trucks, Buses, Cycles, or on Bridge, in School Zone, etc.)		
0	0.0	25 Energy Speed (Exceeding 55 MPH, Non-Pointable)		
0	0.0	26 Driving too Slowly		
3	0.1	29 Speed Related Violations Generally		
RULES OF THE ROAD - TRAFFIC SIGN & SIGNALS				
5	0.1	31 Fail to Stop for Red Signal		
0	0.0	32 Fail to Stop for Flashing Red		
0	0.0	33 Violation of Turn on Red (Fail to Stop & Yield, Yield to Pedestrians Before Turning)		
0	0.0	34 Fail to Obey Flashing Signal (Yellow or Red)		
5	0.1	35 Fail to Obey Signal Generally		
0	0.0	36 Violate RR Grade Crossing Device/Regulations		
16	0.3	37 Fail to Obey Stop Sign		
0	0.0	38 Fail to Obey Yield Sign		
5	0.1	39 Fail to Obey Traffic Control Device Generally		

TRUCKS INVOLVED IN FATAL ACCIDENTS, 2000
FARS DRIVER VARIABLES

Variable 231:VIOLATIONS CHARGED #1 (Continued)

N	Prcnt	Code	Value and Description
RULES OF THE ROAD - TURNING, YIELDING, SIGNALING			
0	0.0	41	Turn in Violation of Traffic Control (Disobey Signs, Turn Arrow or Pavement Markings; this is not a Right-on-Red Violation)
4	0.1	42	Improper Method & Position of Turn (Too Wide, Wrong Lane)
1	0.0	43	Fail to Signal for Turn or Stop
0	0.0	45	Fail to Yield to Emergency Vehicle
52	1.0	46	Fail to Yield Generally
2	0.0	48	Enter Intersection When Space Insufficient
2	0.0	49	Turn, Yield, Signaling Violations Generally
RULES OF THE ROAD -WRONG SIDE, PASSING & FOLLOWING			
0	0.0	51	Driving Wrong Way on One-Way Road
11	0.2	52	Driving on Left, Wrong Side of Road Generally
10	0.2	53	Improper, Unsafe Passing
0	0.0	54	Pass on Right (Drive off Pavement to Pass)
0	0.0	55	Pass Stopped School Bus
0	0.0	56	Fail to Give Way When Overtaken
6	0.1	58	Following too Closely
1	0.0	59	Wrong Side, Passing, Following Violations Generally
RULES OF THE ROAD - LANE USAGE			
7	0.1	61	Unsafe or Prohibited Lane Change
0	0.0	62	Improper use of Lane (Enter of 3-Lane Road, HOV Designated Lane)
0	0.0	63	Certain Traffic to use Right Lane (Trucks, Slow Moving, etc.)
0	0.0	66	Motorcycle Lane Violations (More than two per Lane, Riding Between Lanes, etc.)
0	0.0	67	Motorcyclist Attached to Another Vehicle
9	0.2	69	Lane Violations Generally
NON-MOVING - LICENSE & REGISTRATION VIOLATIONS			
10	0.2	71	Driving While License Withdrawn
18	0.3	72	Other Driver License Violations
18	0.3	73	Commercial Driver Violations
11	0.2	74	Vehicle Registration Violations
2	0.0	75	Fail to Carry Insurance Card
4	0.1	76	Driving Uninsured Vehicle
9	0.2	79	Non-Moving Violations Generally
EQUIPMENT			
2	0.0	81	Lamp Violations
5	0.1	82	Brake Violations
7	0.1	83	Failure to Require Restraint use (by Self or Passenger)
0	0.0	84	Motorcycle Equipment Violations (Helmet, Special Equipment)
1	0.0	85	Violation of Hazardous Cargo Regulations
15	0.3	86	Size, weight, Load Violations
9	0.2	89	Equipment Violations Generally
OTHER VIOLATIONS			
0	0.0	91	Parking

Variable 231:VIOLATIONS CHARGED #1 (Continued)

N	Prcnt	Code	Value and Description
0	0.0	92	Theft, Unauthorized use of Motor Vehicle
0	0.0	93	Driving where Prohibited (Sidewalk, Limited Access, Off Truck Route)
4	0.1	98	Other Moving Violation
154	2.9	99	Unknown Violation

Variable 232 VIOLATIONS CHARGED #2 Width: 2 Type: Numeric
 Dec: None Miss: 99

N	Prcnt	Code	Value and Description
5027	95.3	0	None
RECKLESS/CARELESS/HIT-AND-RUN TYPE OFFENSES			
2	0.0	1	Manslaughter or Homicide
8	0.2	2	Willful Reckless Driving; Driving to Endanger; Negligent Driving
3	0.1	3	Unsafe Reckless (Not Willful, Wanton Reckless) Driving
4	0.1	4	Inattentive, Careless, Improper Driving
6	0.1	7	Hit-and-Run, Fail to Stop After Accident
1	0.0	9	Serious Violation Resulting in Death
IMPAIRMENT OFFENSES			
7	0.1	11	Driving While Intoxicated (Alcohol or Drugs) or BAC Above Limit
1	0.0	15	Illegal Possession of Alcohol or Drugs
SPEED-RELATED OFFENSES			
3	0.1	22	Speeding (Above the Speed Limit)
2	0.0	23	Speed Greater than Reasonable & Prudent
RULES OF THE ROAD - TRAFFIC SIGN & SIGNALS			
6	0.1	31	Fail to Stop for Red Signal
1	0.0	35	Fail to Obey Signal Generally
2	0.0	39	Fail to Obey Traffic Control Device Generally
RULES OF THE ROAD - TURNING, YIELDING, SIGNALING			
8	0.2	46	Fail to Yield Generally
1	0.0	49	Turn, Yield, Signaling Violations Generally
RULES OF THE ROAD -WRONG SIDE, PASSING & FOLLOWING			
7	0.1	52	Driving on Left, Wrong Side of Road Generally
2	0.0	53	Improper, Unsafe Passing
3	0.1	58	Following too Closely
RULES OF THE ROAD - LANE USAGE			
1	0.0	61	Unsafe or Prohibited Lane Change
3	0.1	69	Lane Violations Generally

TRUCKS INVOLVED IN FATAL ACCIDENTS, 2000
FARS DRIVER VARIABLES

Variable 232:VIOLATIONS CHARGED #2 (Continued)

N	Prcnt	Code	Value and Description
NON-MOVING - LICENSE & REGISTRATION VIOLATIONS			
1	0.0	71	Driving While License Withdrawn
4	0.1	72	Other Driver License Violations
6	0.1	73	Commercial Driver Violations
4	0.1	74	Vehicle Registration Violations
7	0.1	76	Driving Uninsured Vehicle
4	0.1	79	Non-Moving Violations Generally
EQUIPMENT			
2	0.0	81	Lamp Violations
9	0.2	82	Brake Violations
5	0.1	83	Failure to Require Restraint use (by Self or Passenger)
4	0.1	86	Size, weight, Load Violations
13	0.2	89	Equipment Violations Generally
OTHER VIOLATIONS			
1	0.0	98	Other Moving Violation
117	2.2	99	Unknown Violation

Variable 233 VIOLATIONS CHARGED #3 Width: 2 Type: Numeric
Dec: None Miss: 99

N	Prcnt	Code	Value and Description
5127	97.2	0	None
RECKLESS/CARELESS/HIT-AND-RUN TYPE OFFENSES			
1	0.0	8	Fail to Give Aid, Info., Wait for Police After Accident
1	0.0	9	Serious Violation Resulting in Death
RULES OF THE ROAD - TRAFFIC SIGN & SIGNALS			
1	0.0	31	Fail to Stop for Red Signal
RULES OF THE ROAD - TURNING, YIELDING, SIGNALING			
1	0.0	46	Fail to Yield Generally
RULES OF THE ROAD -WRONG SIDE, PASSING & FOLLOWING			
1	0.0	52	Driving on Left, Wrong Side of Road Generally
3	0.1	58	Following too Closely
RULES OF THE ROAD - LANE USAGE			
1	0.0	69	Lane Violations Generally
NON-MOVING - LICENSE & REGISTRATION VIOLATIONS			
1	0.0	71	Driving While License Withdrawn

Variable 233:VIOLATIONS CHARGED #3 (Continued)

N Prcnt Code Value and Description

2 0.0 72 Other Driver License Violations
 2 0.0 73 Commercial Driver Violations
 1 0.0 75 Fail to Carry Insurance Card
 2 0.0 76 Driving Uninsured Vehicle
 3 0.1 79 Non-Moving Violations Generally

EQUIPMENT

2 0.0 83 Failure to Require Restraint use (by Self or Passenger)
 3 0.1 86 Size, weight, Load Violations
 8 0.2 89 Equipment Violations Generally

OTHER VIOLATIONS

115 2.2 99 Unknown Violation

Variable 235 DRIVER HEIGHT Width: 2 Type: Numeric
 Dec: None Miss: 99

N Prcnt Code Value and Description

1 0.0 55
 - Actual inches
 2 0.0 81
 299 5.7 99 Unknown

Variable 236 DRIVER WEIGHT Width: 3 Type: Numeric
 Dec: None Miss: 999

N Prcnt Code Value and Description

1 0.0 0
 - Actual weight in pounds
 3 0.1 400
 0 0.0 998 Other
 1306 24.8 999 Unknown

TRUCKS INVOLVED IN FATAL ACCIDENTS, 2000
FARS DRIVER VARIABLES

The OCCUPANT Variables

Variables 306 through 342 describe the occupant of the truck (i.e., the driver) and are obtained from the FARS occupant file.

Variable 306	OCCUPANT NUMBER	Width: 2	Type: Numeric
		Dec: None	Miss: 0

N	Prcnt	Code	Value and Description
47	0.9	0	None
5228	99.1	1	Occupant #1

Variable 308	OCCUPANT AGE	Width: 2	Type: Numeric
		Dec: None	Miss: 99

N	Prcnt	Code	Value and Description
1	0.0	15	15 years
4	0.1	16	16 years
4	0.1	17	17 years
12	0.2	18	18 years
19	0.4	19	19 years
23	0.4	20	20 years
49	0.9	21	21 years
60	1.1	22	22 years
79	1.5	23	23 years
80	1.5	24	24 years
88	1.7	25	25 years
102	1.9	26	26 years
105	2.0	27	27 years
122	2.3	28	28 years
119	2.3	29	29 years
122	2.3	30	30 years
117	2.2	31	31 years
134	2.5	32	32 years
139	2.6	33	33 years
141	2.7	34	34 years
151	2.9	35	35 years
174	3.3	36	36 years
139	2.6	37	37 years
151	2.9	38	38 years
156	3.0	39	39 years
146	2.8	40	40 years
178	3.4	41	41 years
179	3.4	42	42 years
173	3.3	43	43 years
163	3.1	44	44 years
151	2.9	45	45 years
130	2.5	46	46 years
155	2.9	47	47 years
148	2.8	48	48 years

TRUCKS INVOLVED IN FATAL ACCIDENTS, 2000
FARS OCCUPANT VARIABLES

Variable 308:OCCUPANT AGE (Continued)

N	Prcnt	Code	Value and Description
122	2.3	49	49 years
122	2.3	50	50 years
121	2.3	51	51 years
123	2.3	52	52 years
106	2.0	53	53 years
81	1.5	54	54 years
72	1.4	55	55 years
90	1.7	56	56 years
93	1.8	57	57 years
69	1.3	58	58 years
72	1.4	59	59 years
67	1.3	60	60 years
51	1.0	61	61 years
53	1.0	62	62 years
42	0.8	63	63 years
33	0.6	64	64 years
32	0.6	65	65 years
22	0.4	66	66 years
16	0.3	67	67 years
17	0.3	68	68 years
12	0.2	69	69 years
14	0.3	70	70 years
15	0.3	71	71 years
9	0.2	72	72 years
9	0.2	73	73 years
5	0.1	74	74 years
1	0.0	75	75 years
5	0.1	76	76 years
1	0.0	77	77 years
2	0.0	78	78 years
1	0.0	80	80 years
1	0.0	89	89 years
82	1.6	99	Unknown

Variable 309 OCCUPANT SEX

Width: 1 Type: Numeric
Dec: None Miss: 9

N	Prcnt	Code	Value and Description
5083	96.4	1	Male
118	2.2	2	Female
74	1.4	9	Unknown

Variable 310	OCCUPANT TYPE	Width: 2	Type: Numeric
		Dec: None	Miss: 99

N	Prcnt	Code	Value and Description
5228	99.1	1	Driver of a motor vehicle in transport
0	0.0	9	Unknown occupant type in a motor vehicle in transport
47	0.9	99	Unknown occupant type

Variable 311	OCC SEATING POSITION	Width: 2	Type: Numeric
		Dec: None	Miss: 99

N	Prcnt	Code	Value and Description
5228	99.1	11	Front seat - left side (driver's side)
47	0.9	99	Unknown

Variable 312	RESTRAINT SYSTEM USE	Width: 2	Type: Numeric
		Dec: None	Miss: 99

RESTRAINT SYSTEM USE

N	Prcnt	Code	Value and Description
1010	19.1	0	None used (vehicle occupant) or not applicable (nonmotorist)
7	0.1	1	Shoulder belt
375	7.1	2	Lap belt
3062	58.0	3	Lap and shoulder belt
244	4.6	8	Restraint used - type unknown or other
3	0.1	13	Safety belt used improperly
574	10.9	99	Unknown

Variable 313	AIR BAG AVAIL/DEPLOY	Width: 2	Type: Numeric
		Dec: None	Miss: 99

AIRBAG AVAILABILITY - DEPLOYMENT

N	Prcnt	Code	Value and Description
0	0.0	0	Nonmotorist
			Deployed (For This Seat)
64	1.2	1	From the FRONT
0	0.0	2	From the SIDE
0	0.0	7	From OTHER direction
0	0.0	8	From MULTIPLE direction
48	0.9	9	From UNKNOWN direction
			Not Deployed (for this seat)
82	1.6	20	Airbag available - NO DEPLOYMENT

TRUCKS INVOLVED IN FATAL ACCIDENTS, 2000
FARS OCCUPANT VARIABLES

Variable 313: AIR BAG AVAIL/DEPLOY (Continued)

N	Prcnt	Code	Value and Description
0	0.0	28	Airbag available - SWITCHED OFF
			Unknown if Deployed
39	0.7	29	Airbag available - UNKNOWN IF DEPLOYED
			Not Available
5022	95.2	30	Not available (this seat)
0	0.0	31	PREVIOUSLY DEPLOYED/NOT REPLACED
0	0.0	32	DISABLED/REMOVED
20	0.4	99	Unknown if airbag available (for this seat)

Variable 314	OCCUPANT EJECTION	Width: 1	Type: Numeric
		Dec: None	Miss: 9

N	Prcnt	Code	Value and Description
4949	93.8	0	Not ejected - not applicable
199	3.8	1	Totally ejected
72	1.4	2	Partially ejected
55	1.0	9	Unknown

Variable 315	EJECTION PATH	Width: 1	Type: Numeric
		Dec: None	Miss: 9

N	Prcnt	Code	Value and Description
4950	93.8	0	Not Ejected: N/A
23	0.4	1	Side door opening
28	0.5	2	Side window
27	0.5	3	Windshield
1	0.0	4	Back window
0	0.0	5	Back door/tailgate opening
0	0.0	6	Roof opening (sunroof, convertible top down)
0	0.0	7	Roof (convertible top up)
2	0.0	8	Other path (e.g., back of pick-up truck)
244	4.6	9	Unknown/unknown path

Variable 316	OCCUPANT EXTRICATION	Width: 1	Type: Numeric
		Dec: None	Miss: 9

N	Prcnt	Code	Value and Description
4980	94.4	0	Not extricated - not applicable
235	4.5	1	Extricated
60	1.1	9	Unknown

TRUCKS INVOLVED IN FATAL ACCIDENTS, 2000
 FARS OCCUPANT VARIABLES

Variable 321	DRUG INVOLVEMENT	Width: 1	Type: Numeric
		Dec: None	Miss: 9

POLICE REPORTED OTHER DRUG INVOLVEMENT

N	Prcnt	Code	Value and Description
1641	31.1	0	No (other drugs not involved)
31	0.6	1	Yes (other drugs involved)
3261	61.8	8	Not Reported
342	6.5	9	Unknown (police reported as unknown)

Variable 322	DRUG DETERMINATION	Width: 1	Type: Numeric
		Dec: None	Miss: 8

METHOD OTHER DRUG DETERMINATION (POLICE)

N	Prcnt	Code	Value and Description
230	4.4	1	Evidential Test (blood, urine)
18	0.3	2	Drug Recognition Technician (DRT) determined
58	1.1	3	Behavioral
226	4.3	7	Other
4743	89.9	8	Not Reported

Variable 323	DRUG TEST TYPE #1	Width: 1	Type: Numeric
		Dec: None	Miss: 9

N	Prcnt	Code	Value and Description
3384	64.2	0	Not Tested For Drugs
649	12.3	1	Blood Test
252	4.8	2	Urine Test
73	1.4	3	Both: Blood and Urine
68	1.3	7	Unknown Test Type
12	0.2	8	Other Type Test
837	15.9	9	Unknown if Tested for Drugs

Variable 324	DRUG TEST RESULTS #1	Width: 3	Type: Numeric
		Dec: None	Miss: 999

N	Prcnt	Code	Value and Description
3384	64.2	0	Not Tested For Drugs
752	14.3	1	No Drugs Reported
1	0.0	100	- Narcotic Drug
0	0.0	295	

TRUCKS INVOLVED IN FATAL ACCIDENTS, 2000
FARS OCCUPANT VARIABLES

Variable 324: DRUG TEST RESULTS #1 (Continued)

N	Prcnt	Code	Value and Description
0	0.0	300	
		-	Depressant Drug
1	0.0	395	
0	0.0	400	
		-	Stimulant Drug
0	0.0	495	
0	0.0	500	
		-	Hallucinogen Drug
0	0.0	595	
3	0.1	600	
		-	Cannabinoid Drug
3	0.1	695	
0	0.0	700	
		-	Phencyclidine (PCP)
0	0.0	795	
0	0.0	800	
		-	Anabolic Steroid
0	0.0	895	
0	0.0	900	
		-	Inhalant Drug
0	0.0	995	
21	0.4	996	Other Drug
187	3.5	997	Tested For Drugs, Results Unknown
4	0.1	998	Tested For Drugs, Drugs Found, Type Unknown
838	15.9	999	Unknown if Tested for Drugs

Variable 325	DRUG TEST TYPE #2	Width: 1	Type: Numeric
		Dec: None	Miss: 9

N	Prcnt	Code	Value and Description
4867	92.3	0	Not Tested For Drugs
56	1.1	1	Blood Test
13	0.2	2	Urine Test
5	0.1	3	Both: Blood and Urine
0	0.0	7	Unknown Test Type
1	0.0	8	Other Type Test
333	6.3	9	Unknown if Tested for Drugs

TRUCKS INVOLVED IN FATAL ACCIDENTS, 2000
 FARS OCCUPANT VARIABLES

Variable 326 DRUG TEST RESULTS #2 Width: 3 Type: Numeric
 Dec: None Miss: 999

N	Prcnt	Code	Value and Description
4867	92.3	0	Not Tested For Drugs
36	0.7	1	No Drugs Reported
0	0.0	100	- Narcotic Drug
0	0.0	295	
1	0.0	300	- Depressant Drug
0	0.0	395	
0	0.0	400	- Stimulant Drug
0	0.0	495	
0	0.0	500	- Hallucinogen Drug
0	0.0	595	
1	0.0	600	- Cannabinoid Drug
1	0.0	695	
0	0.0	700	- Phencyclidine (PCP)
0	0.0	795	
0	0.0	800	- Anabolic Steroid
0	0.0	895	
0	0.0	900	- Inhalant Drug
0	0.0	995	
8	0.2	996	Other Drug
0	0.0	997	Tested For Drugs, Results Unknown
0	0.0	998	Tested For Drugs, Drugs Found, Type Unknown
333	6.3	999	Unknown if Tested for Drugs

Variable 327 DRUG TEST TYPE #3 Width: 1 Type: Numeric
 Dec: None Miss: 9

N	Prcnt	Code	Value and Description
4892	92.7	0	Not Tested For Drugs
41	0.8	1	Blood Test
7	0.1	2	Urine Test
2	0.0	3	Both: Blood and Urine

TRUCKS INVOLVED IN FATAL ACCIDENTS, 2000
FARS OCCUPANT VARIABLES

Variable 327: DRUG TEST TYPE #3 (Continued)

N	Prcnt	Code	Value and Description
0	0.0	7	Unknown Test Type
0	0.0	8	Other Type Test
333	6.3	9	Unknown if Tested for Drugs

Variable 328	DRUG TEST RESULTS #3	Width: 3	Type: Numeric
		Dec: None	Miss: 999

N	Prcnt	Code	Value and Description
4892	92.7	0	Not Tested For Drugs
34	0.6	1	No Drugs Reported
0	0.0	100	- Narcotic Drug
0	0.0	295	
0	0.0	300	- Depressant Drug
0	0.0	395	
0	0.0	400	- Stimulant Drug
0	0.0	495	
0	0.0	500	- Hallucinogen Drug
0	0.0	595	
0	0.0	600	- Cannabinoid Drug
1	0.0	695	
0	0.0	700	- Phencylidine (PCP)
0	0.0	795	
0	0.0	800	- Anabolic Steroid
0	0.0	895	
0	0.0	900	- Inhalant Drug
0	0.0	995	
4	0.1	996	Other Drug
0	0.0	997	Tested For Drugs, Results Unknown
0	0.0	998	Tested For Drugs, Drugs Found, Type Unknown
333	6.3	999	Unknown if Tested for Drugs

TRUCKS INVOLVED IN FATAL ACCIDENTS, 2000
 FARS OCCUPANT VARIABLES

Variable 329	<u>OCCUPANT INJURY SEVERITY</u>	Width: 1	Type: Numeric
		Dec: None	Miss: 9

N	Prcnt	Code	Value and Description
3087	58.5	0	O - no injury
571	10.8	1	C - possible injury
557	10.6	2	B - nonincapacitating evident injury
268	5.1	3	A - incapacitating injury
713	13.5	4	K - fatal injury
13	0.2	5	Injured, severity unknown
0	0.0	6	Died prior to accident
66	1.3	9	Unknown

Variable 330	<u>OCC TAKEN TO HOSPITAL</u>	Width: 1	Type: Numeric
		Dec: None	Miss: 9

TAKEN TO HOSPITAL OR TREATMENT FACILITY

N	Prcnt	Code	Value and Description
3394	64.3	0	No
1218	23.1	1	Yes
514	9.7	7	Died at the scene
5	0.1	8	Died En Route
144	2.7	9	Unknown

Variable 331	<u>OCC DEATH DATE - MONTH</u>	Width: 2	Type: Numeric
		Dec: None	Miss: 99

N	Prcnt	Code	Value and Description
4511	85.5	0	Not applicable
47	0.9	1	January
61	1.2	2	February
47	0.9	3	March
30	0.6	4	April
62	1.2	5	May
72	1.4	6	June
60	1.1	7	July
78	1.5	8	August
61	1.2	9	September
68	1.3	10	October
67	1.3	11	November
48	0.9	12	December
63	1.2	99	Unknown

TRUCKS INVOLVED IN FATAL ACCIDENTS, 2000
FARS OCCUPANT VARIABLES

Variable 332	OCC DEATH DATE - DAY	Width: 2	Type: Numeric
		Dec: None	Miss: 99

N	Prcnt	Code	Value and Description
4511	85.5	0	Not applicable
22	0.4	1	
		-	Day of month
15	0.3	31	
64	1.2	99	Unknown

Variable 333	OCC DEATH DATE - YEAR	Width: 4	Type: Numeric
		Dec: None	Miss: 9999

N	Prcnt	Code	Value and Description
4511	85.5	0	Not applicable
705	13.4	2000	2000
59	1.1	9999	Unknown

Variable 334	OCC DEATH TIME - HOURS	Width: 2	Type: Numeric
		Dec: None	Miss: 99

N	Prcnt	Code	Value and Description
4521	85.7	0	12:01 am - 12:59 am
23	0.4	1	1:00 am - 1:59 am
13	0.2	2	2:00 am - 2:59 am
29	0.5	3	3:00 am - 3:59 am
18	0.3	4	4:00 am - 4:59 am
33	0.6	5	5:00 am - 5:59 am
33	0.6	6	6:00 am - 6:59 am
35	0.7	7	7:00 am - 7:59 am
43	0.8	8	8:00 am - 8:59 am
41	0.8	9	9:00 am - 9:59 am
40	0.8	10	10:00 am - 10:59 am
53	1.0	11	11:00 am - 11:59 am
43	0.8	12	12:00 pm - 12:59 pm
30	0.6	13	1:00 pm - 1:59 pm
32	0.6	14	2:00 pm - 2:59 pm
36	0.7	15	3:00 pm - 3:59 pm
33	0.6	16	4:00 pm - 4:59 pm
36	0.7	17	5:00 pm - 5:59 pm
22	0.4	18	6:00 pm - 6:59 pm
11	0.2	19	7:00 pm - 7:59 pm
14	0.3	20	8:00 pm - 8:59 pm
16	0.3	21	9:00 pm - 9:59 pm
14	0.3	22	10:00 pm - 10:59 pm
12	0.2	23	11:00 pm - 11:59 pm
94	1.8	99	Unknown

TRUCKS INVOLVED IN FATAL ACCIDENTS, 2000
 FARS OCCUPANT VARIABLES

Variable 335 OCC DEATH TIME - MINUTES Width: 2 Type: Numeric
 Dec: None Miss: 99

 N Prcnt Code Value and Description

4564 86.5 0
 - Minute

 5 0.1 59

106 2.0 99 Unknown

Variable 336 LAG TIME ACC/DEATH - HRS Width: 3 Type: Numeric
 Dec: None Miss: 999

 N Prcnt Code Value and Description

4522 85.7 0
 - Actual time in hours

 1 0.0 624

574 10.9 999 Unknown

Variable 342 OCC FATAL INJURY AT WORK Width: 1 Type: Numeric
 Dec: None Miss: 9

 N Prcnt Code Value and Description

 60 1.1 0 No

 441 8.4 1 Yes

4511 85.5 8 Not Applicable (not a fatality)

 263 5.0 9 Unknown

Variable 345 OCC ALCOHOL INVOLVEMENT Width: 1 Type: Numeric
 Dec: None Miss: 9

 N Prcnt Code Value and Description

3580 67.9 0 No (alcohol not involved)

 73 1.4 1 Yes (alcohol involved)

1128 21.4 8 Not reported

 494 9.4 9 Unknown (police reported)

TRUCKS INVOLVED IN FATAL ACCIDENTS, 2000
FARS OCCUPANT VARIABLES

<u>Variable 346</u>	<u>OCC METH ALC DETERMINAT</u>	Width: 1	Type: Numeric
		Dec: None	Miss: 9

METHOD OF ALCOHOL DETERMINATION (POLICE)

N	Prcnt	Code	Value and Description
513	9.7	1	Evidential test (breath, blood, urine)
143	2.7	2	Preliminary Breath Test (PBT)
32	0.6	3	Behavioral
5	0.1	4	Passive Alcohol Sensor (PAS)
576	10.9	5	Observed
23	0.4	8	Other (e.g., saliva test)
3983	75.5	9	Not reported

<u>Variable 347</u>	<u>ALCOHOL TEST TYPE</u>	Width: 1	Type: Numeric
		Dec: None	Miss: 9

N	Prcnt	Code	Value and Description
2746	52.1	0	Not tested for Alcohol
1610	30.5	1	Whole Blood
326	6.2	2	Breath "BAC"
87	1.6	3	Urine
1	0.0	4	Vitreous
8	0.2	5	Blood Plasma/Serum
0	0.0	6	Blood Clot
2	0.0	7	Liver
20	0.4	8	Other Test Type
475	9.0	9	Unknown

<u>Variable 348</u>	<u>OCC ALCOHOL TEST RESULT</u>	Width: 2	Type: Numeric
		Dec: 2	Miss: 0.99

N	Prcnt	Code	Value and Description
1671	31.7	0.00	BAC result < 0.01%
		-	Result value (grams/100 ml) %
1	0.0	0.34	
4	0.1	0.95	Test refused
2742	52.0	0.96	None given
324	6.1	0.97	AC test performed, results unknown
449	8.5	0.99	Unknown

TRUCKS INVOLVED IN FATAL ACCIDENTS, 2000
 FARS OCCUPANT VARIABLES

Variable 361	RACE	Width: 2	Type: Numeric
		Dec: None	Miss: 99

N	Prcnt	Code	Value and Description
4548	86.2	0	Not applicable
390	7.4	1	White
63	1.2	2	Black
4	0.1	3	American Indian
			Asian or Pacific Islander
1	0.0	4	Chinese
0	0.0	5	Japanese
0	0.0	6	Hawaiian
0	0.0	7	Filipino
0	0.0	18	Asian Indian
0	0.0	28	Korean
0	0.0	38	Samoan
0	0.0	48	Vietnamese
0	0.0	58	Guamanian
0	0.0	68	Other Asian
0	0.0	78	Asian\Pacific Islander
4	0.1	98	All other races
265	5.0	99	Unknown

Variable 362	HISPANIC ORIGIN	Width: 2	Type: Numeric
		Dec: None	Miss: 99

N	Prcnt	Code	Value and Description
4548	86.2	0	Not applicable
10	0.2	1	Mexican
2	0.0	2	Puerto Rican
0	0.0	3	Cuban
7	0.1	4	Central or South American
0	0.0	5	Other Hispanic
4	0.1	6	Hispanic - not specified
415	7.9	7	Non-Hispanic
289	5.5	99	Unknown

TRUCKS INVOLVED IN FATAL ACCIDENTS, 2000
FARS OCCUPANT VARIABLES

The SURVEY Variables

Information in variables 1001 through 1065 was collected by the TIFA interview.

Variable 1001	POWER UNIT MAKE	Width: 2	Type: Numeric
		Dec: None	Miss: 99

N	Prcnt	Code	Value and Description
7	0.1	1	Autocar
132	2.5	2	Chevrolet
108	2.0	3	Dodge
530	10.0	4	Ford
1167	22.1	5	Freightliner
161	3.1	6	GMC
842	16.0	7	International
51	1.0	8	Isuzu
564	10.7	9	Kenworth
491	9.3	10	Mack
7	0.1	11	Mercedes Benz
21	0.4	12	Mitsubishi Fuso
15	0.3	13	Nissan/UD
530	10.0	14	Peterbilt
214	4.1	15	Volvo
74	1.4	16	Western Star
25	0.5	17	White
180	3.4	18	WhiteGMC
47	0.9	19	Sterling
41	0.8	97	Other
68	1.3	99	Unknown

Variable 1002	POWER UNIT YEAR	Width: 4	Type: Numeric
		Dec: None	Miss: 9999

N	Prcnt	Code	Value and Description
1	0.0	1954	1954
1	0.0	1956	1956
1	0.0	1961	1961
2	0.0	1963	1963
1	0.0	1964	1964
2	0.0	1965	1965
5	0.1	1966	1966
2	0.0	1967	1967
3	0.1	1968	1968
4	0.1	1969	1969
2	0.0	1970	1970
3	0.1	1971	1971
7	0.1	1972	1972
12	0.2	1973	1973
11	0.2	1974	1974

TRUCKS INVOLVED IN FATAL ACCIDENTS, 2000
SURVEY VARIABLES

Variable 1002:POWER UNIT YEAR (Continued)

N	Prcnt	Code	Value and Description
9	0.2	1975	1975
19	0.4	1976	1976
13	0.2	1977	1977
36	0.7	1978	1978
46	0.9	1979	1979
27	0.5	1980	1980
32	0.6	1981	1981
32	0.6	1982	1982
34	0.6	1983	1983
72	1.4	1984	1984
95	1.8	1985	1985
104	2.0	1986	1986
119	2.3	1987	1987
162	3.1	1988	1988
152	2.9	1989	1989
168	3.2	1990	1990
163	3.1	1991	1991
160	3.0	1992	1992
250	4.7	1993	1993
319	6.0	1994	1994
467	8.9	1995	1995
379	7.2	1996	1996
427	8.1	1997	1997
522	9.9	1998	1998
664	12.6	1999	1999
596	11.3	2000	2000
79	1.5	2001	2001
72	1.4	9999	Unknown

Variable 1003	CAB STYLE	Width: 1	Type: Numeric
		Dec: None	Miss: 9

N	Prcnt	Code	Value and Description
4653	88.2	1	Conventional
549	10.4	2	Cabover or cab-forward
73	1.4	9	Unknown

Variable 1004	SLEEPER PRESENT	Width: 1	Type: Numeric
		Dec: None	Miss: 9

N	Prcnt	Code	Value and Description
2262	42.9	1	Yes
2680	50.8	2	No
333	6.3	9	Unknown

TRUCKS INVOLVED IN FATAL ACCIDENTS, 2000
SURVEY VARIABLES

Page 97

Variable 1005	FUEL TYPE	Width: 1	Type: Numeric
		Dec: None	Miss: 9

N	Prcnt	Code	Value and Description
276	5.2	1	Gasoline
4869	92.3	2	Diesel
10	0.2	4	Other
120	2.3	9	Unknown

Variable 1006	TRUCK MODEL	Width: 10	Type: Alphabetic
		Dec: None	Miss: None

TRUCK MODEL NAME OR NUMBER

N	Prcnt	Code	Value and Description
1	0.0	1419	
			- Model name or number
1	0.0	WXR64	

Variable 1007	POWER UNIT TYPE	Width: 1	Type: Numeric
		Dec: None	Miss: 9

N	Prcnt	Code	Value and Description
1756	33.3	1	Straight truck
3472	65.8	8	Tractor
47	0.9	9	Unknown

Variable 1008	STRT TRUCK BODY STYLE	Width: 2	Type: Numeric
		Dec: None	Miss: 99

STRAIGHT TRUCK BODY STYLE

N	Prcnt	Code	Value and Description
3472	65.8	0	Not applicable (tractor)
345	6.5	1	Van
3	0.1	2	Open top van
57	1.1	3	Refrigerated van
2	0.0	4	Livestock carrier
113	2.1	5	Flatbed
0	0.0	6	Lowboy
40	0.8	7	Flatbed with equipment
52	1.0	8	Flatbed with sides
20	0.4	9	Pole/logging
92	1.7	10	Tank: liquid/gas
3	0.1	11	Tank: dry bulk
25	0.5	12	Auto carrier

TRUCKS INVOLVED IN FATAL ACCIDENTS, 2000
SURVEY VARIABLES

Variable 1008:STRT TRUCK BODY STYLE (Continued)

N	Prcnt	Code	Value and Description
433	8.2	13	Dump
2	0.0	14	Bottom dump/hopper bottom
112	2.1	15	Garbage/refuse
445	8.4	16	Other
59	1.1	99	Unknown

Variable 1009	STRT TRUCK OTHER BODY	Width: 10	Type: Alphabetic
		Dec: None	Miss: None

SPECIFIC OTHER BODY STYLE

N	Prcnt	Code	Value and Description
1	0.0	AUGER	
			- Specific body style
42	0.8	WRECKER	

Variable 1010	POWER UNIT NO. OF AXLES	Width: 1	Type: Numeric
		Dec: None	Miss: 9

NUMBER OF POWER UNIT AXLES

N	Prcnt	Code	Value and Description
1402	26.6	2	2 axles
3671	69.6	3	3 axles
102	1.9	4	4 axles
16	0.3	5	5 axles
4	0.1	6	6 axles
1	0.0	7	7 axles
79	1.5	9	Unknown

Variable 1011	POWER UNIT LIFT AXLES	Width: 1	Type: Numeric
		Dec: None	Miss: 9

NUMBER OF POWER UNIT LIFT AXLES

N	Prcnt	Code	Value and Description
5084	96.4	0	None
91	1.7	1	1 lift axle
10	0.2	2	2 lift axles
4	0.1	3	3 lift axles
86	1.6	9	Unknown

TRUCKS INVOLVED IN FATAL ACCIDENTS, 2000
SURVEY VARIABLES

Variable 1012 POWER UNIT LENGTH Width: 3 Type: Numeric
Dec: None Miss: 999

N	Prcnt	Code	Value and Description
1	0.0	13	13 feet
1	0.0	14	14 feet
3	0.1	15	15 feet
11	0.2	16	16 feet
43	0.8	17	17 feet
122	2.3	18	18 feet
218	4.1	19	19 feet
208	3.9	20	20 feet
274	5.2	21	21 feet
502	9.5	22	22 feet
309	5.9	23	23 feet
698	13.2	24	24 feet
589	11.2	25	25 feet
330	6.3	26	26 feet
394	7.5	27	27 feet
440	8.3	28	28 feet
232	4.4	29	29 feet
235	4.5	30	30 feet
116	2.2	31	31 feet
71	1.3	32	32 feet
113	2.1	33	33 feet
48	0.9	34	34 feet
52	1.0	35	35 feet
11	0.2	36	36 feet
12	0.2	37	37 feet
12	0.2	38	38 feet
6	0.1	39	39 feet
12	0.2	40	40 feet
5	0.1	41	41 feet
4	0.1	42	42 feet
1	0.0	43	43 feet
4	0.1	44	44 feet
1	0.0	46	46 feet
1	0.0	48	48 feet
1	0.0	50	50 feet
1	0.0	51	51 feet
194	3.7	999	Unknown

Variable 1013 POWER UNIT CARGO WEIGHT Width: 6 Type: Numeric
Dec: None Miss: 999999

N	Prcnt	Code	Value and Description
647	12.3	0	
		-	Weight in pounds
1	0.0	55000	
9	0.2	999995	Unit towed by wrecker
3454	65.5	999996	Not applicable (tractors without cargo)
262	5.0	999997	Some cargo (weight unknown)

TRUCKS INVOLVED IN FATAL ACCIDENTS, 2000
SURVEY VARIABLES

Variable 1013: POWER UNIT CARGO WEIGHT (Continued)

N	Prcnt	Code	Value and Description
76	1.4	999998	Full (weight unknown)
104	2.0	999999	Unknown

Variable 1014	POWER UNIT EMPTY WEIGHT	Width: 6	Type: Numeric
		Dec: None	Miss: 999999

N	Prcnt	Code	Value and Description
1	0.0	4000	
			- Weight in pounds
1	0.0	88000	
215	4.1	999999	Unknown

Variable 1015	POWER UNIT CARGO	Width: 2	Type: Numeric
		Dec: None	Miss: 99

N	Prcnt	Code	Value and Description
648	12.3	0	Empty
225	4.3	1	General freight
29	0.5	2	Household goods
23	0.4	3	Building materials
15	0.3	4	Metal: coils, sheets, etc
10	0.2	5	Heavy machinery
18	0.3	6	Large objects
32	0.6	7	Motor vehicles
18	0.3	8	Piggyback/towaway
11	0.2	9	Gases in bulk
338	6.4	10	Solids in bulk
70	1.3	11	Liquids in bulk
0	0.0	12	Explosives
23	0.4	13	Logs/poles/lumber
46	0.9	14	Refrigerated food
1	0.0	15	Mobile home
21	0.4	16	Farm products
3	0.1	17	Live animals
182	3.5	18	Other
6	0.1	95	Cargo, unknown type
3454	65.5	98	Not applicable (not a straight truck)
102	1.9	99	Unknown

TRUCKS INVOLVED IN FATAL ACCIDENTS, 2000
SURVEY VARIABLES

Variable 1016	POWER UNIT HAZ. CARGO	Width: 1	Type: Numeric
		Dec: None	Miss: 9

POWER UNIT HAZARDOUS CARGO

N	Prcnt	Code	Value and Description
64	1.2	1	Hazardous cargo
1671	31.7	2	Nonhazardous cargo
3454	65.5	8	Not applicable (not a straight truck)
86	1.6	9	Unknown

Variable 1017	1ST TRAILER TYPE	Width: 1	Type: Numeric
		Dec: None	Miss: 9

N	Prcnt	Code	Value and Description
3330	63.1	1	Semitrailer
48	0.9	2	Full trailer
194	3.7	3	Other
1654	31.4	4	None
49	0.9	9	Unknown

Variable 1018	1ST TRAILER NO. OF AXLES	Width: 2	Type: Numeric
		Dec: None	Miss: 99

NUMBER OF 1ST TRAILER AXLES

N	Prcnt	Code	Value and Description
221	4.2	1	1 axle
3121	59.2	2	2 axles
134	2.5	3	3 axles
34	0.6	4	4 axles
7	0.1	5	5 axles
2	0.0	6	6 axles
1	0.0	7	7 axles
49	0.9	97	Unknown if had 1st trailer
1654	31.4	98	Not applicable (no 1st trailer)
52	1.0	99	Unknown

Variable 1019	1ST TRAILER LIFT AXLES	Width: 1	Type: Numeric
		Dec: None	Miss: 9

NUMBER OF 1ST TRAILER LIFT AXLES

N	Prcnt	Code	Value and Description
3493	66.2	0	None
20	0.4	1	1 lift axle

Variable 1019:1ST TRAILER LIFT AXLES (Continued)

N	Prcnt	Code	Value and Description
2	0.0	3	3 lift axles
49	0.9	7	Unknown if had 1st trailer
1654	31.4	8	Not applicable (no 1st trailer)
57	1.1	9	Unknown

Variable 1020	1ST TRAILER EMPTY WEIGHT	Width: 6	Type: Numeric
		Dec: None	Miss: 999999

N	Prcnt	Code	Value and Description
2	0.0	500	- Weight in pounds
1	0.0	59000	
49	0.9	999996	Unknown if had 1st trailer
1654	31.4	999998	Not applicable (no 1st trailer)
232	4.4	999999	Unknown

Variable 1021	1ST TRAILER CARGO WEIGHT	Width: 6	Type: Numeric
		Dec: None	Miss: 999999

N	Prcnt	Code	Value and Description
923	17.5	0	- Weight in pounds
1	0.0	105070	
49	0.9	999994	Unknown if had 1st trailer
1654	31.4	999996	Not applicable (no 1st trailer)
279	5.3	999997	Some cargo (weight unknown)
189	3.6	999998	Full (weight unknown)
116	2.2	999999	Unknown

Variable 1022	1ST TRAILER LENGTH	Width: 3	Type: Numeric
		Dec: None	Miss: 999

N	Prcnt	Code	Value and Description
1	0.0	3	3 feet
2	0.0	4	4 feet
3	0.1	5	5 feet
3	0.1	6	6 feet
1	0.0	7	7 feet
3	0.1	8	8 feet
4	0.1	9	9 feet
5	0.1	10	10 feet
2	0.0	11	11 feet
5	0.1	12	12 feet

Variable 1022:1ST TRAILER LENGTH (Continued)

N	Prcnt	Code	Value and Description
2	0.0	13	13 feet
5	0.1	14	14 feet
8	0.2	15	15 feet
15	0.3	16	16 feet
2	0.0	17	17 feet
16	0.3	18	18 feet
5	0.1	19	19 feet
33	0.6	20	20 feet
4	0.1	21	21 feet
13	0.2	22	22 feet
6	0.1	23	23 feet
43	0.8	24	24 feet
24	0.5	25	25 feet
26	0.5	26	26 feet
13	0.2	27	27 feet
134	2.5	28	28 feet
25	0.5	29	29 feet
52	1.0	30	30 feet
4	0.1	31	31 feet
30	0.6	32	32 feet
12	0.2	33	33 feet
13	0.2	34	34 feet
35	0.7	35	35 feet
30	0.6	36	36 feet
6	0.1	37	37 feet
60	1.1	38	38 feet
32	0.6	39	39 feet
292	5.5	40	40 feet
30	0.6	41	41 feet
150	2.8	42	42 feet
62	1.2	43	43 feet
27	0.5	44	44 feet
289	5.5	45	45 feet
13	0.2	46	46 feet
26	0.5	47	47 feet
891	16.9	48	48 feet
14	0.3	49	49 feet
56	1.1	50	50 feet
12	0.2	51	51 feet
23	0.4	52	52 feet
816	15.5	53	53 feet
2	0.0	54	54 feet
3	0.1	55	55 feet
5	0.1	56	56 feet
5	0.1	57	57 feet
1	0.0	58	58 feet
4	0.1	60	60 feet
1	0.0	70	70 feet
2	0.0	76	76 feet
1	0.0	77	77 feet
2	0.0	80	80 feet
49	0.9	994	Unknown if had 1st trailer

TRUCKS INVOLVED IN FATAL ACCIDENTS, 2000
SURVEY VARIABLES

Variable 1022:1ST TRAILER LENGTH (Continued)

N	Prcnt	Code	Value and Description
1654	31.4	996	Not applicable (no 1st trailer)
6	0.1	997	Short (estimated under 35 feet)
55	1.0	998	Long (estimated 35 feet and over)
107	2.0	999	Unknown

Variable 1023	1ST TRAILER BODY	Width: 2	Type: Numeric
		Dec: None	Miss: 99

1ST TRAILER BODY STYLE

N	Prcnt	Code	Value and Description
1703	32.3	0	None or unknown if had 1st trailer
1320	25.0	1	Van
58	1.1	2	Open top van
454	8.6	3	Refrigerated van
66	1.3	4	Livestock carrier
542	10.3	5	Flatbed
52	1.0	6	Lowboy
12	0.2	7	Flatbed with equipment
44	0.8	8	Flatbed with sides
131	2.5	9	Pole/logging
260	4.9	10	Tank: liquid/gas
54	1.0	11	Tank: dry bulk
37	0.7	12	Auto carrier
289	5.5	13	Dump
111	2.1	14	Bottom dump/hopper bottom
10	0.2	15	Garbage/refuse
97	1.8	16	Other
35	0.7	99	Unknown

Variable 1024	1ST TRAILER OTHER BODY	Width: 10	Type: Alphabetic
		Dec: None	Miss: None

SPECIFIC OTHER BODY STYLE

N	Prcnt	Code	Value and Description
2	0.0	ARROW SIGN	
		-	Specific body style
1	0.0	VAN IN TOW	

Variable 1025	1ST TRAILER CARGO	Width: 2	Type: Numeric
		Dec: None	Miss: 99

1ST TRAILER CARGO TYPE

N	Prcnt	Code	Value and Description
925	17.5	0	Empty
927	17.6	1	General freight
24	0.5	2	Household goods
58	1.1	3	Building materials
129	2.4	4	Metal: coils, sheets, etc
90	1.7	5	Heavy machinery
67	1.3	6	Large objects
37	0.7	7	Motor vehicles
0	0.0	8	Piggyback/towaway
13	0.2	9	Gases in bulk
366	6.9	10	Solids in bulk
163	3.1	11	Liquids in bulk
1	0.0	12	Explosives
189	3.6	13	Logs/poles/lumber
300	5.7	14	Refrigerated food
10	0.2	15	Mobile home
63	1.2	16	Farm products
49	0.9	17	Live animals
19	0.4	18	Other
35	0.7	95	Cargo, unknown type
49	0.9	96	Unknown if had 1st trailer
1654	31.4	98	Not applicable (no 1st trailer)
107	2.0	99	Unknown

Variable 1026	1ST TRAILER HAZ. CARGO	Width: 1	Type: Numeric
		Dec: None	Miss: 9

1ST TRAILER HAZARDOUS CARGO

N	Prcnt	Code	Value and Description
159	3.0	1	Hazardous cargo
3351	63.5	2	Nonhazardous cargo
49	0.9	6	Unknown if had 1st trailer
1654	31.4	8	Not applicable (no 1st trailer)
62	1.2	9	Unknown

Variable 1027	2ND TRAILER TYPE	Width: 1	Type: Numeric
		Dec: None	Miss: 9

N	Prcnt	Code	Value and Description
97	1.8	1	Semitrailer
66	1.3	2	Full trailer
4	0.1	3	Other

TRUCKS INVOLVED IN FATAL ACCIDENTS, 2000
SURVEY VARIABLES

Variable 1027:2ND TRAILER TYPE (Continued)

N	Prcnt	Code	Value and Description
5061	95.9	4	None
47	0.9	9	Unknown

Variable 1028	2ND TRAILER NO. OF AXLES	Width: 2	Type: Numeric
		Dec: None	Miss: 99

NUMBER OF 2ND TRAILER AXLES

N	Prcnt	Code	Value and Description
6	0.1	1	1 axle
141	2.7	2	2 axles
9	0.2	3	3 axles
6	0.1	4	4 axles
5	0.1	5	5 axles
47	0.9	97	Unknown if had 2nd trailer
5061	95.9	98	Not applicable (no 2nd trailer)
0	0.0	99	Unknown

Variable 1029	2ND TRAILER LIFT AXLES	Width: 1	Type: Numeric
		Dec: None	Miss: 9

NUMBER OF 2ND TRAILER LIFT AXLES

N	Prcnt	Code	Value and Description
163	3.1	0	None
3	0.1	1	1 lift axle
47	0.9	7	Unknown if had 2nd trailer
5061	95.9	8	Not applicable (no 2nd trailer)
1	0.0	9	Unknown

Variable 1030	2ND TRAILER EMPTY WEIGHT	Width: 6	Type: Numeric
		Dec: None	Miss: 999999

N	Prcnt	Code	Value and Description
1	0.0	1000	
		-	Weight in pounds
1	0.0	22500	
47	0.9	999996	Unknown if had 2nd trailer
5061	95.9	999998	Not applicable (no 2nd trailer)
5	0.1	999999	Unknown

TRUCKS INVOLVED IN FATAL ACCIDENTS, 2000
SURVEY VARIABLES

Variable 1031	2ND TRAILER CARGO WEIGHT	Width: 6	Type: Numeric
		Dec: None	Miss: 999999

N	Prcnt	Code	Value and Description
43	0.8	0	- Weight in pounds
1	0.0	107670	
47	0.9	999994	Unknown if had 2nd trailer
5061	95.9	999996	Not applicable (no 2nd trailer)
34	0.6	999997	Some cargo (weight unknown)
11	0.2	999998	Full (weight unknown)
3	0.1	999999	Unknown

Variable 1032	2ND TRAILER LENGTH	Width: 3	Type: Numeric
		Dec: None	Miss: 999

N	Prcnt	Code	Value and Description
1	0.0	12	12 feet
1	0.0	14	14 feet
1	0.0	16	16 feet
1	0.0	17	17 feet
3	0.1	18	18 feet
1	0.0	19	19 feet
6	0.1	20	20 feet
1	0.0	21	21 feet
6	0.1	22	22 feet
2	0.0	23	23 feet
17	0.3	24	24 feet
5	0.1	25	25 feet
5	0.1	26	26 feet
4	0.1	27	27 feet
85	1.6	28	28 feet
9	0.2	29	29 feet
4	0.1	30	30 feet
3	0.1	32	32 feet
1	0.0	33	33 feet
2	0.0	35	35 feet
1	0.0	36	36 feet
1	0.0	38	38 feet
1	0.0	39	39 feet
1	0.0	60	60 feet
47	0.9	994	Unknown if had 2nd trailer
5061	95.9	996	Not applicable (no 2nd trailer)
0	0.0	997	Short (estimated under 35 feet)
1	0.0	998	Long (estimated 35 feet and over)
4	0.1	999	Unknown

TRUCKS INVOLVED IN FATAL ACCIDENTS, 2000
SURVEY VARIABLES

Variable 1033	2ND TRAILER BODY	Width: 2	Type: Numeric
		Dec: None	Miss: 99

2ND TRAILER BODY STYLE

N	Prcnt	Code	Value and Description
5108	96.8	0	None or unknown if had 2nd trailer
82	1.6	1	Van
2	0.0	2	Open top van
2	0.0	3	Refrigerated van
1	0.0	4	Livestock carrier
23	0.4	5	Flatbed
2	0.0	6	Lowboy
2	0.0	7	Flatbed with equipment
3	0.1	8	Flatbed with sides
3	0.1	9	Pole/logging
6	0.1	10	Tank: liquid/gas
3	0.1	11	Tank: dry bulk
11	0.2	13	Dump
19	0.4	14	Bottom dump/hopper bottom
5	0.1	16	Other
3	0.1	99	Unknown

Variable 1034	2ND TRAILER OTHER BODY	Width: 10	Type: Alphabetic
		Dec: None	Miss: None

SPECIFIC OTHER BODY STYLE

N	Prcnt	Code	Value and Description
1	0.0	A-DOLLY	- Specific body style
1	0.0	GONDOLAS	

Variable 1035	2ND TRAILER CARGO	Width: 2	Type: Numeric
		Dec: None	Miss: 99

2ND TRAILER CARGO TYPE

N	Prcnt	Code	Value and Description
44	0.8	0	Empty
66	1.3	1	General freight
3	0.1	3	Building materials
1	0.0	5	Heavy machinery
4	0.1	6	Large objects
1	0.0	9	Gases in bulk
20	0.4	10	Solids in bulk
5	0.1	11	Liquids in bulk
8	0.2	13	Logs/poles/lumber
10	0.2	16	Farm products

Variable 1035:2ND TRAILER CARGO (Continued)

N	Prcnt	Code	Value and Description
1	0.0	17	Live animals
1	0.0	95	Cargo, unknown type
47	0.9	96	Unknown if had 2nd trailer
5061	95.9	98	Not applicable (no 2nd trailer)
3	0.1	99	Unknown

Variable 1036	2ND TRAILER HAZ. CARGO	Width: 1	Type: Numeric
		Dec: None	Miss: 9

2ND TRAILER HAZARDOUS CARGO

N	Prcnt	Code	Value and Description
8	0.2	1	Hazardous cargo
155	2.9	2	Nonhazardous cargo
47	0.9	6	Unknown if had 2nd trailer
5061	95.9	8	Not applicable (no 2nd trailer)
4	0.1	9	Unknown

Variable 1037	3RD TRAILER TYPE	Width: 1	Type: Numeric
		Dec: None	Miss: 9

N	Prcnt	Code	Value and Description
2	0.0	1	Semitrailer
0	0.0	2	Full trailer
2	0.0	3	Other
5226	99.1	4	None
45	0.9	9	Unknown

Variable 1038	3RD TRAILER NO. OF AXLES	Width: 2	Type: Numeric
		Dec: None	Miss: 99

NUMBER OF 3RD TRAILER AXLES

N	Prcnt	Code	Value and Description
4	0.1	2	2 axles
45	0.9	97	Unknown if had 3rd trailer
5226	99.1	98	Not applicable (no 3rd trailer)
0	0.0	99	Unknown

TRUCKS INVOLVED IN FATAL ACCIDENTS, 2000
SURVEY VARIABLES

Variable 1039	3RD TRAILER LIFT AXLES	Width: 1	Type: Numeric
		Dec: None	Miss: 9

NUMBER OF 3RD TRAILER LIFT AXLES

N	Prcnt	Code	Value and Description
4	0.1	0	None
45	0.9	7	Unknown if had 3rd trailer
5226	99.1	8	Not applicable (no 3rd trailer)
0	0.0	9	Unknown

Variable 1040	3RD TRAILER EMPTY WEIGHT	Width: 6	Type: Numeric
		Dec: None	Miss: 999999

N	Prcnt	Code	Value and Description
1	0.0	8000	
		-	Weight in pounds
1	0.0	9550	
45	0.9	999996	Unknown if had 3rd trailer
5226	99.1	999998	Not applicable (no 3rd trailer)
2	0.0	999999	Unknown

Variable 1041	3RD TRAILER CARGO WEIGHT	Width: 6	Type: Numeric
		Dec: None	Miss: 999999

N	Prcnt	Code	Value and Description
2	0.0	0	
45	0.9	999994	Unknown if had 3rd trailer
5226	99.1	999996	Not applicable (no 3rd trailer)
2	0.0	999997	Some cargo (weight unknown)
0	0.0	999998	Full (weight unknown)
0	0.0	999999	Unknown

Variable 1042	3RD TRAILER LENGTH	Width: 3	Type: Numeric
		Dec: None	Miss: 999

N	Prcnt	Code	Value and Description
1	0.0	12	12 feet
1	0.0	17	17 feet
2	0.0	28	28 feet
45	0.9	994	Unknown if had 3rd trailer
5226	99.1	996	Not applicable (no 3rd trailer)
0	0.0	997	Short (estimated under 35 feet)
0	0.0	998	Long (estimated 35 feet and over)

Variable 1042:3RD TRAILER LENGTH (Continued)

N	Prcnt	Code	Value and Description
0	0.0	999	Unknown

Variable 1043	3RD TRAILER BODY	Width: 2	Type: Numeric
		Dec: None	Miss: 99

3RD TRAILER BODY STYLE

N	Prcnt	Code	Value and Description
5271	99.9	0	None or unknown if had 3rd trailer
2	0.0	1	Van
2	0.0	16	Other

Variable 1044	3RD TRAILER OTHER BODY	Width: 10	Type: Alphabetic
		Dec: None	Miss: None

SPECIFIC OTHER BODY STYLE

N	Prcnt	Code	Value and Description
1	0.0	BOLSTER	
			- Specific body style
1	0.0	JEEP	

Variable 1045	3RD TRAILER CARGO	Width: 2	Type: Numeric
		Dec: None	Miss: 99

3RD TRAILER CARGO TYPE

N	Prcnt	Code	Value and Description
2	0.0	0	Empty
2	0.0	1	General freight
45	0.9	96	Unknown if had 3rd trailer
5226	99.1	98	Not applicable (no 3rd trailer)

TRUCKS INVOLVED IN FATAL ACCIDENTS, 2000
SURVEY VARIABLES

<u>Variable 1046</u>	<u>3RD TRAILER HAZ. CARGO</u>	Width: 1	Type: Numeric
		Dec: None	Miss: 9

3RD TRAILER HAZARDOUS CARGO

N	Prcnt	Code	Value and Description
0	0.0	1	Hazardous cargo
4	0.1	2	Nonhazardous cargo
45	0.9	6	Unknown if had 3rd trailer
5226	99.1	8	Not applicable (no 3rd trailer)
0	0.0	9	Unknown

<u>Variable 1047</u>	<u>VEHICLE CONFIGURATION</u>	Width: 10	Type: Alphabetic
		Dec: None	Miss: None

VEHICLE CONFIGURATION BY UNIT

N	Prcnt	Code	Value and Description
47	0.9		Unk/Unspec
1519	28.8	R	
			- Unit descriptor codes
1	0.0	TW	

<u>Variable 1048</u>	<u>VEHICLE COMBINATION CODE</u>	Width: 2	Type: Numeric
		Dec: None	Miss: 99

N	Prcnt	Code	Value and Description
			Straight truck, no or 1 cargo-carrying trailer
1519	28.8	1	Straight truck only
47	0.9	2	Straight truck & full trailer
127	2.4	3	Straight truck & other (nonfull trailer)
48	0.9	4	Straight truck & other trailer with gooseneck hitch
0	0.0	5	Straight truck & A-dolly & semitrailer
11	0.2	6	Straight truck wrecker w/towed unit
2	0.0	9	Straight truck, unknown if pulling trailer
			Straight truck, 2 cargo-carrying trailers
0	0.0	10	Straight truck & full trailer & other trailer
0	0.0	11	Straight truck & other trailer & other trailer
0	0.0	12	Straight truck & 2 full trailers
0	0.0	13	Straight truck, other trailer with gooseneck hitch & A-dolly & other trailer
1	0.0	14	Straight truck, other trailer with gooseneck hitch & other trailer
			Tractor, no cargo-carrying trailers
110	2.1	20	Bobtail tractor
13	0.2	21	Tractor carrying cargo
0	0.0	22	Tractor & A-dolly

Variable 1048:VEHICLE COMBINATION CODE (Continued)

N	Prcnt	Code	Value and Description
			Tractor, 1 cargo-carrying trailer
3164	60.0	30	Tractor & semitrailer
15	0.3	31	Tractor & other (nonsemitrailer)
2	0.0	32	Tractor & semitrailer & A-dolly
1	0.0	33	Tractor & full trailer
			Tractor, 2 cargo-carrying trailers
86	1.6	40	Tractor & semitrailer & A-dolly & semitrailer
7	0.1	41	Tractor & semitrailer & B-dolly & semitrailer
0	0.0	42	Tractor & semitrailer & C-dolly & semitrailer
0	0.0	43	Tractor & semitrailer with unk. dolly & semitrailer
66	1.3	44	Tractor & semitrailer & full trailer
0	0.0	45	Tractor & full trailer & full trailer
1	0.0	46	Tractor & semitrailer & other trailer
2	0.0	49	Tractor & semitrailer & unknown trailer
			Tractor, 3 cargo-carrying trailers
2	0.0	50	Tractor & 3 trailers (A-dollies)
0	0.0	51	Tractor, semitrailer, A-dolly, semitrailer, full trailer
0	0.0	52	Tractor, semitrailer, two full trailers
			Combinations for oversize/overweight loads
2	0.0	60	Tractor & jeep & semitrailer & jeep
0	0.0	61	Tractor & semitrailer & jeep
0	0.0	62	Tractor & jeep & semitrailer
0	0.0	63	Tractor & jeep & full trailer & jeep
			Unusual tractor combinations
0	0.0	70	Tractor towing tractor *
0	0.0	71	Tractor towing straight truck *
0	0.0	72	Tractor towing tractor-semitrailer*
1	0.0	73	Tractor with one saddlemount tractor
0	0.0	74	Tractor with two saddlemount tractors
0	0.0	75	Tractor with three saddlemount tractors
0	0.0	78	Tractor with saddlemount tractor and Pvan
			Unusual straight truck combinations
0	0.0	80	Straight truck towing straight truck *
0	0.0	81	Straight truck pulling tractor-semitrailer
0	0.0	82	Wrecker and Doubles
0	0.0	83	Wrecker towing straight and full trailer
0	0.0	84	Straight with two saddlemount straight trucks
1	0.0	85	Wrecker towing other trailer
47	0.9	99	Unknown

* Towed units with all wheels on ground

TRUCKS INVOLVED IN FATAL ACCIDENTS, 2000
SURVEY VARIABLES

<u>Variable 1049</u>	<u>NO. OF TRAILERS</u>	Width: 1	Type: Numeric
		Dec: None	Miss: 9

N	Prcnt	Code	Value and Description
1654	31.4	0	No trailer
3403	64.5	1	1 trailer
163	3.1	2	2 trailers
4	0.1	3	3 trailers
51	1.0	9	Unknown

<u>Variable 1050</u>	<u>GROSS VEH WEIGHT RATING</u>	Width: 1	Type: Numeric
		Dec: None	Miss: 9

N	Prcnt	Code	Value and Description
329	6.2	3	10,001 - 14,000 lbs.
106	2.0	4	14,001 - 16,000 lbs.
55	1.0	5	16,001 - 19,500 lbs.
204	3.9	6	19,501 - 26,000 lbs.
393	7.5	7	26,001 - 33,000 lbs.
3935	74.6	8	33,001 lbs. or more
253	4.8	9	Unknown

<u>Variable 1051</u>	<u>EMPTY COMBINATION WEIGHT</u>	Width: 6	Type: Numeric
		Dec: None	Miss: 999999

N	Prcnt	Code	Value and Description
1	0.0	4000	
			- Weight in pounds
1	0.0	88000	
390	7.4	999999	Unknown

<u>Variable 1052</u>	<u>GROSS COMBINATION WEIGHT</u>	Width: 6	Type: Numeric
		Dec: None	Miss: 999999

N	Prcnt	Code	Value and Description
1	0.0	4700	
			- Weight in pounds
1	0.0	158150	
1063	20.2	999999	Unknown

TRUCKS INVOLVED IN FATAL ACCIDENTS, 2000
SURVEY VARIABLES

Variable 1053	TOTAL LENGTH	Width: 3	Type: Numeric
		Dec: None	Miss: 999

N	Prcnt	Code	Value and Description
5	0.1	16	
			- Length in feet
3	0.1	110	
325	6.2	999	Unknown

Variable 1054	TOTAL WIDTH	Width: 3	Type: Numeric
		Dec: None	Miss: 999

N	Prcnt	Code	Value and Description
2	0.0	72	
			- Width in inches
1	0.0	400	
497	9.4	997	Unknown, but legal
15	0.3	998	Unknown, but overwidth
709	13.4	999	Unknown

Variable 1055	SPECIFIC CARGO	Width: 20	Type: Alphabetic
		Dec: None	Miss: None

ACTUAL CARGO CARRIED

N	Prcnt	Code	Value and Description
1	0.0	AC EQUIPMENT	
			- Actual cargo
1	0.0	YARN	

Variable 1056	CARGO SPILLAGE	Width: 1	Type: Numeric
		Dec: None	Miss: 9

N	Prcnt	Code	Value and Description
4142	78.5	0	No spillage
730	13.8	1	Spillage of nonhazardous cargo
76	1.4	2	Spillage of hazardous cargo
327	6.2	9	Unknown

TRUCKS INVOLVED IN FATAL ACCIDENTS, 2000
SURVEY VARIABLES

Variable 1057	<u>AREA OF OPERATION</u>	Width: 1	Type: Numeric
		Dec: None	Miss: 9

N	Prcnt	Code	Value and Description
3551	67.3	1	Interstate
1256	23.8	2	Intrastate
111	2.1	6	Government owned
46	0.9	7	Daily rental
311	5.9	9	Unknown

Variable 1058	<u>OPERATING AUTHORITY</u>	Width: 1	Type: Numeric
		Dec: None	Miss: 9

N	Prcnt	Code	Value and Description
1951	37.0	1	Private
2999	56.9	2	For hire
111	2.1	6	Government owned
46	0.9	7	Daily rental
168	3.2	9	Unknown

Variable 1059	<u>ACCIDENT TYPE</u>	Width: 2	Type: Numeric
		Dec: None	Miss: 99

N	Prcnt	Code	Value and Description
233	4.4	1	Drive off road, right
			– Diagram number (see appendix)
109	2.1	97	Untripped rollover
545	10.3	98	Other accident type
179	3.4	99	Unknown

Variable 1061	<u>TRIP TYPE</u>	Width: 1	Type: Numeric
		Dec: None	Miss: 9

N	Prcnt	Code	Value and Description
1822	34.5	1	Local delivery
634	12.0	2	51 to 100 miles
483	9.2	3	101 to 200 miles
665	12.6	4	201 to 500 miles
716	13.6	5	Over 500 miles
203	3.8	6	Unknown over-the-road trip distance
752	14.3	9	Unknown

TRUCKS INVOLVED IN FATAL ACCIDENTS, 2000
SURVEY VARIABLES

Variable 1062	HOURS DRIVING	Width: 2	Type: Numeric
		Dec: None	Miss: 99

N	Prcnt	Code	Value and Description
942	17.9	1	1 hour
498	9.4	2	2 hours
346	6.6	3	3 hours
336	6.4	4	4 hours
262	5.0	5	5 hours
254	4.8	6	6 hours
138	2.6	7	7 hours
157	3.0	8	8 hours
54	1.0	9	9 hours
56	1.1	10	10 hours
13	0.2	11	11 hours
11	0.2	12	12 hours
5	0.1	13	13 hours
3	0.1	14	14 hours
2	0.0	16	16 hours
1	0.0	18	18 hours
1	0.0	20	20 hours
1	0.0	23	23 hours
1	0.0	24	24 hours
387	7.3	96	Unknown but legal
6	0.1	97	Unknown but not legal
31	0.6	98	Not applicable
1770	33.6	99	Unknown

Variable 1063	INTERVIEW CONDUCTED	Width: 1	Type: Numeric
		Dec: None	Miss: 9

N	Prcnt	Code	Value and Description
4761	90.3	1	Yes
514	9.7	2	No
0	0.0	9	Unknown

Variable 1064	POLICE REPORT	Width: 1	Type: Numeric
		Dec: None	Miss: 9

N	Prcnt	Code	Value and Description
5001	94.8	1	Yes
274	5.2	2	No
0	0.0	9	Unknown

TRUCKS INVOLVED IN FATAL ACCIDENTS, 2000
SURVEY VARIABLES

Variable 1065	FAX/MAIL	Width: 1	Type: Numeric
		Dec: None	Miss: 9

Information received by fax or mail

N	Prcnt	Code	Value and Description
446	8.5	1	Yes
4829	91.5	2	No
0	0.0	9	Unknown

Variables 1066 through 1075 indicate modifications to responses received from the interview. Also indicated here are deductions made by the editors to fill in missing data elements. The numbers coded in these variables are the question numbers on the interview form (see Appendix).

Variable 1066	1ST QUESTION DERIVED	Width: 2	Type: Numeric
		Dec: None	Miss: 0

N	Prcnt	Code	Value and Description
2358	44.7	0	None
39	0.7	8	Question 8
2413	45.7	15	Question 15
1	0.0	16	Question 16
11	0.2	17	Question 17
2	0.0	18	Question 18
397	7.5	19	Question 19
1	0.0	20	Question 20
1	0.0	22	Question 22
17	0.3	25	Question 25
35	0.7	26	Question 26

Variable 1067	2ND QUESTION DERIVED	Width: 2	Type: Numeric
		Dec: None	Miss: 0

N	Prcnt	Code	Value and Description
2748	52.1	0	None
30	0.6	15	Question 15
1837	34.8	16	Question 16
6	0.1	17	Question 17
12	0.2	18	Question 18
247	4.7	19	Question 19
385	7.3	20	Question 20
1	0.0	23	Question 23
1	0.0	25	Question 25
8	0.2	26	Question 26

TRUCKS INVOLVED IN FATAL ACCIDENTS, 2000
SURVEY VARIABLES

Variable 1068 3RD QUESTION DERIVED Width: 2 Type: Numeric
Dec: None Miss: 0

N	Prcnt	Code	Value and Description
3523	66.8	0	None
7	0.1	16	Question 16
256	4.9	17	Question 17
1083	20.5	18	Question 18
224	4.2	19	Question 19
145	2.7	20	Question 20
1	0.0	23	Question 23
4	0.1	25	Question 25
32	0.6	26	Question 26

Variable 1069 4TH QUESTION DERIVED Width: 2 Type: Numeric
Dec: None Miss: 0

N	Prcnt	Code	Value and Description
4563	86.5	0	None
1	0.0	8	Question 8
3	0.1	16	Question 16
37	0.7	18	Question 18
443	8.4	19	Question 19
197	3.7	20	Question 20
1	0.0	21	Question 21
1	0.0	24	Question 24
29	0.5	26	Question 26

Variable 1070 5TH QUESTION DERIVED Width: 2 Type: Numeric
Dec: None Miss: 0

N	Prcnt	Code	Value and Description
4812	91.2	0	None
2	0.0	18	Question 18
14	0.3	19	Question 19
434	8.2	20	Question 20
1	0.0	21	Question 21
3	0.1	25	Question 25
9	0.2	26	Question 26

Variable 1071 6TH QUESTION DERIVED Width: 2 Type: Numeric
Dec: None Miss: 0

N	Prcnt	Code	Value and Description
5252	99.6	0	None
11	0.2	20	Question 20

TRUCKS INVOLVED IN FATAL ACCIDENTS, 2000
SURVEY VARIABLES

Variable 1071:6TH QUESTION DERIVED (Continued)

N	Prcnt	Code	Value and Description
1	0.0	21	Question 21
1	0.0	25	Question 25
10	0.2	26	Question 26

Variable 1072	7TH QUESTION DERIVED	Width: 2	Type: Numeric
		Dec: None	Miss: 0

N	Prcnt	Code	Value and Description
5275	100.0	0	None

Variable 1073	8TH QUESTION DERIVED	Width: 2	Type: Numeric
		Dec: None	Miss: 0

N	Prcnt	Code	Value and Description
5275	100.0	0	None

Variable 1074	9TH QUESTION DERIVED	Width: 2	Type: Numeric
		Dec: None	Miss: 0

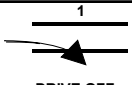
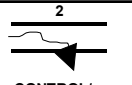
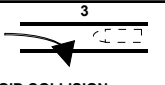

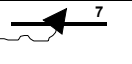


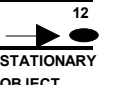




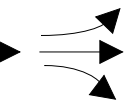
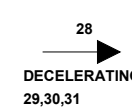
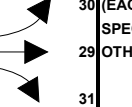
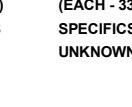

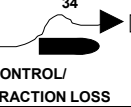
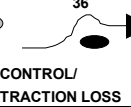
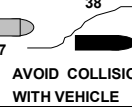
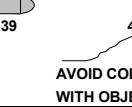
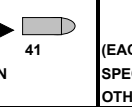
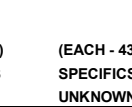





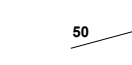

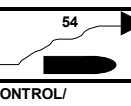
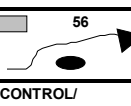
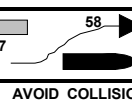
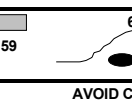
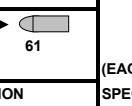
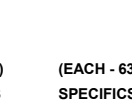

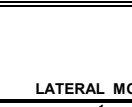
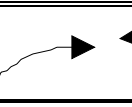

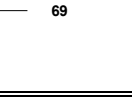

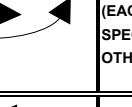
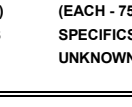

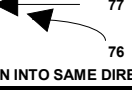
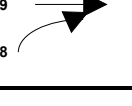

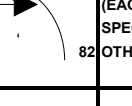
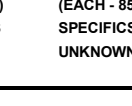




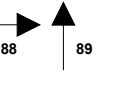

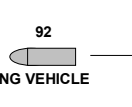
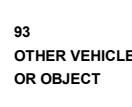
N	Prcnt	Code	Value and Description
5275	100.0	0	None

Variable 1075	10TH QUESTION DERIVED	Width: 2	Type: Numeric
		Dec: None	Miss: 0

N	Prcnt	Code	Value and Description
5275	100.0	0	None

APPENDIX

ACCIDENT TYPES (INCLUDES INTENT)

CATEGORY	CONFIGURATION		4	5
I SINGLE DRIVER	A. RIGHT ROADSIDE DEPARTURE	 DRIVE OFF ROAD  CONTROL/ TRACTION LOSS  AVOID COLLISION W/ VEHICLE, PEDESTRIAN, ANIMAL	SPECIFICS OTHER	SPECIFICS UNKNOWN
	B. LEFT ROADSIDE DEPARTURE	 DRIVE OFF ROAD  CONTROL/ TRACTION LOSS  AVOID COLLISION W/VEHICLE, PEDESTRIAN, ANIMAL	SPECIFICS OTHER	SPECIFICS UNKNOWN
	C. FORWARD IMPACT	 PARKED VEHICLE  STATIONARY OBJECT  PEDESTRIAN ANIMAL  END DEPARTURE	SPECIFICS OTHER	SPECIFICS UNKNOWN
II SAME TRAFFICWAY SAME DIRECTION	D. REAR-END	 STOPPED 21,22,23  21  23  SLOWER 25,26,27  26  27  DECELERATING 29,30,31	(EACH - 32) SPECIFICS OTHER	(EACH - 33) SPECIFICS UNKNOWN
	E. FORWARD IMPACT	 CONTROL/ TRACTION LOSS  CONTROL/ TRACTION LOSS  CONTROL/ TRACTION LOSS  AVOID COLLISION WITH VEHICLE  AVOID COLLISION WITH VEHICLE  AVOID COLLISION WITH OBJECT  AVOID COLLISION WITH OBJECT	(EACH - 42) SPECIFICS OTHER	(EACH - 43) SPECIFICS UNKNOWN
	F. SIDESWIPE ANGLE	 44  45  46  47	(EACH - 48) SPECIFICS OTHER	(EACH - 49) SPECIFICS UNKNOWN
III SAME TRAFFICWAY OPPOSITE DIRECTION	G. HEAD-ON	 50  51 LATERAL MOVE	(EACH - 52) SPECIFICS OTHER	(EACH - 53) SPECIFICS UNKNOWN
	H. FORWARD IMPACT	 CONTROL/ TRACTION LOSS  CONTROL/ TRACTION LOSS  CONTROL/ TRACTION LOSS  AVOID COLLISION WITH VEHICLE  AVOID COLLISION WITH VEHICLE  AVOID COLLISION WITH OBJECT  AVOID COLLISION WITH OBJECT	(EACH - 62) SPECIFICS OTHER	(EACH - 63) SPECIFICS UNKNOWN
	I. SIDESWIPE/ ANGLE	 64  65 LATERAL MOVE	(EACH - 66) SPECIFICS OTHER	(EACH - 67) SPECIFICS UNKNOWN
IV CHANGE TRAFFICWAY VEHICLE TURNING	J. TURN ACROSS PATH	 68  69  70  71  72  73	(EACH - 74) SPECIFICS OTHER	(EACH - 75) SPECIFICS UNKNOWN
	K. TURN INTO PATH	 76  77  78  79  80  81  82	(EACH - 84) SPECIFICS OTHER	(EACH - 85) SPECIFICS UNKNOWN
V INTERSECTING PATH-VEHICLE DAMAGE	L. STRAIGHT PATHS	 86  87  88  89	(EACH - 90) SPECIFICS OTHER	(EACH - 91) SPECIFICS UNKNOWN
VI MISC.	M. BACKING ETC.	 92 BACKING VEHICLE  93 OTHER VEHICLE OR OBJECT	97 UNTRIPPED ROLLOVER 98 OTHER ACC TYPE 99 UNKNOWN ACC TYPE 00 NO IMPACT	

CENTER FOR NATIONAL TRUCK STATISTICS TRUCKS INVOLVED IN FATAL ACCIDENTS SURVEY

Accident Date _____ / _____ / **2000**
Month Day Year

ACCIDENT IDENTIFICATION *(fill out prior to interview)*

1. FARS State Code

_	_
1	2

 State of Accident _____
2. FARS Case No.

_	_	_	_
3	4	5	6
3. FARS Vehicle No.

_	_
7	8

NOTE: Put all information and calculations on this form.

POWER UNIT

4. Truck Make

[]	01
[]	02
[]	03
[]	04
[]	05
[]	06
[]	07
[]	08
[]	09
[]	10
[]	11
[]	12
[]	13
[]	14
[]	15
[]	16
[]	17
[]	18
[]	19
[]	97

 - Autocar
 - Chevrolet
 - Dodge
 - Ford
 - Freightliner
 - GMC
 - International
 - Isuzu
 - Kenworth
 - Mack
 - Mercedes
 - Mitsubishi Fuso
 - Nissan/UD
 - Peterbilt
 - Volvo
 - Western Star
 - White
 - WhiteGMC
 - Sterling
 - Other _____

(Specify)
5. Truck Model Year:

_	_	_	_
11	12	13	14
6. Cab Style
 - Conventional

[]	1
---	---	---
 - Cab-Over-Engine/Cab Forward

[]	2
15		
7. Sleeper
 - Yes

[]	1
---	---	---
 - No

[]	2
16		
8. Fuel
 - Gasoline

[]	1
---	---	---
 - Diesel

[]	2
---	---	---
 - Other _____

[]	4
17		

(Specify)
9. Truck Model _____
(Name or No.) (Specify)

Truck Model _____ (editor)
18 19 20 21 22 23 24 25 26 27

VEHICLE CONFIGURATION

	POWER UNIT	FIRST TRAILER	SECOND TRAILER	THIRD TRAILER
10. TYPE:	Tractor [] 8 St. Trk. [] 1 28	Semi [] 1 Full [] 2 Other [] 3 None [] 4 29	Semi [] 1 Full [] 2 Other [] 3 None [] 4 30	Semi [] 1 Full [] 2 Other [] 3 None [] 4 31
11. NO. OF AXLES IN USE:	[] 32	[] 33	[] 34	[] 35
12. NO. OF LIFT AXLES: (not in use)	[] 36	[] 37	[] 38	[] 39

13. COMBINATION CODE: [] [] [] [] [] [] [] [] [] []
40 41 42 43 44 45 46 47 48 49

(Key: R=straight truck; T=tractor; S=semitrailer; F=full trailer; O=other trailer; U=unknown trailer; A=A dolly; B=B train; C=C dolly; X=unknown dolly; J=jeep)

14. GVWR [] (editor)
50

15. EMPTY WEIGHT: (pounds)

[] [] [] [] [] [] 51 52 53 54 55 56	[] [] [] [] [] [] 57 58 59 60 61 62	[] [] [] [] [] [] 63 64 65 66 67 68	[] [] [] [] [] [] 69 70 71 72 73 74
--	--	--	--

16. What was the EMPTY COMBINATION WEIGHT? [] [] [] [] [] [] Lbs.
75 76 77 78 79 80

17. CARGO WEIGHT: (pounds)

[] [] [] [] [] [] 81 82 83 84 85 86 (% Full: [])	[] [] [] [] [] [] 87 88 89 90 91 92 (% Full: [])	[] [] [] [] [] [] 93 94 95 96 97 98 (% Full: [])	[] [] [] [] [] [] 99 100 101 102 103 104 (% Full: [])
---	---	---	--

18. What was the TOTAL WEIGHT of the truck and any cargo at the time of the accident? [] [] [] [] [] [] Lbs.
105 106 107 108 109 110

19. LENGTH: (feet)

[] [] [] 111 112 113	[] [] [] 114 115 116	[] [] [] 117 118 119	[] [] [] 120 121 122
----------------------------	----------------------------	----------------------------	----------------------------

(If a straight truck, what was the cargo body length? [])

20. What was the TOTAL LENGTH of the truck, any trailers, and any cargo at the longest point? [] [] [] Ft.
123 124 125

21. What was the WIDTH of the truck, trailer(s), or cargo at the widest point? (Excluding mirrors) [] [] [] Inches
126 127 128

CARGO INFORMATION

	POWER UNIT	FIRST TRAILER	SECOND TRAILER	THIRD TRAILER
22. BODY STYLE:	Tractor [] 00			
	Van [] 01	Van [] 01	Van [] 01	Van [] 01
	Open top van [] 02	Open top van [] 02	Open top van [] 02	Open top van [] 02
	Refrigerated van [] 03	Refrigerated van [] 03	Refrigerated van [] 03	Refrigerated van [] 03
	Livestock carrier [] 04	Livestock carrier [] 04	Livestock carrier [] 04	Livestock carrier [] 04
	Flatbed [] 05	Flatbed [] 05	Flatbed [] 05	Flatbed [] 05
	Low boy [] 06	Low boy [] 06	Low boy [] 06	Low boy [] 06
	Flatbed w/equip. [] 07	Flatbed w/equip. [] 07	Flatbed w/equip. [] 07	Flatbed w/equip. [] 07
	Flatbed w/sides [] 08	Flatbed w/sides [] 08	Flatbed w/sides [] 08	Flatbed w/sides [] 08
	Pole/logging [] 09	Pole/logging [] 09	Pole/logging [] 09	Pole/logging [] 09
	Tank - liquid/gas [] 10	Tank - liquid/gas [] 10	Tank - liquid/gas [] 10	Tank - liquid/gas [] 10
	Tank - dry bulk [] 11	Tank - dry bulk [] 11	Tank - dry bulk [] 11	Tank - dry bulk [] 11
	Auto carrier [] 12	Auto carrier [] 12	Auto carrier [] 12	Auto carrier [] 12
	Dump [] 13	Dump [] 13	Dump [] 13	Dump [] 13
	Bottom dump/hopper bottom [] 14	Bottom dump/hopper bottom [] 14	Bottom dump/hopper bottom [] 14	Bottom dump/hopper bottom [] 14
	Garbage/refuse [] 15	Garbage/refuse [] 15	Garbage/refuse [] 15	Garbage/refuse [] 15
	Other [] 16	Other [] 16	Other [] 16	Other [] 16
	129-130	131-132	133-134	135-136

Describe "other" body style above.

Editor section:	137 138 139 140 141 142 143 144 145 146	147 148 149 150 151 152 153 154 155 156	157 158 159 160 161 162 163 164 165 166	167 168 169 170 171 172 173 174 175 176
-----------------	---	---	---	---

23. CARGO:	Empty [] 00	Empty [] 00	Empty [] 00	Empty [] 00
	General freight [] 01	General freight [] 01	General freight [] 01	General freight [] 01
	Household goods [] 02	Household goods [] 02	Household goods [] 02	Household goods [] 02
	Building materials [] 03	Building materials [] 03	Building materials [] 03	Building materials [] 03
	Metal (coils, sheets) [] 04	Metal (coils, sheets) [] 04	Metal (coils, sheets) [] 04	Metal (coils, sheets) [] 04
	Heavy machinery [] 05	Heavy machinery [] 05	Heavy machinery [] 05	Heavy machinery [] 05
	Large objects [] 06	Large objects [] 06	Large objects [] 06	Large objects [] 06
	Motor vehicles [] 07	Motor vehicles [] 07	Motor vehicles [] 07	Motor vehicles [] 07
	Piggyback/towaway [] 08	Piggyback/towaway [] 08	Piggyback/towaway [] 08	Piggyback/towaway [] 08
	Gases in bulk [] 09	Gases in bulk [] 09	Gases in bulk [] 09	Gases in bulk [] 09
	Solids in bulk [] 10	Solids in bulk [] 10	Solids in bulk [] 10	Solids in bulk [] 10
	Liquids in bulk [] 11	Liquids in bulk [] 11	Liquids in bulk [] 11	Liquids in bulk [] 11
	Explosives [] 12	Explosives [] 12	Explosives [] 12	Explosives [] 12
	Logs, poles, lumber [] 13	Logs, poles, lumber [] 13	Logs, poles, lumber [] 13	Logs, poles, lumber [] 13
	Refrigerated foods [] 14	Refrigerated foods [] 14	Refrigerated foods [] 14	Refrigerated foods [] 14
	Mobile home [] 15	Mobile home [] 15	Mobile home [] 15	Mobile home [] 15
	Farm products [] 16	Farm products [] 16	Farm products [] 16	Farm products [] 16
	Live animals [] 17	Live animals [] 17	Live animals [] 17	Live animals [] 17
	Other [] 18	Other [] 18	Other [] 18	Other [] 18
	177-178	179-180	181-182	183-184

Cargo _____ (Specify)	Cargo _____ (editor)
	185 186 187 188 189 190 191 192 193 194 195 196 197 198 199 200 201 202 203 204

POWER UNIT

FIRST TRAILER

SECOND TRAILER

THIRD TRAILER

24. HAZARDOUS CARGO:

Yes
No

[]]1
[]]2
205	

Yes
No

[]]1
[]]2
206	

Yes
No

[]]1
[]]2
207	

Yes
No

[]]1
[]]2
208	

25. Did any spillage of cargo result from the accident?

No spillage
Spillage of non-hazardous cargo
Spillage of hazardous cargo

[]]0
[]]1
[]]2
209	

VEHICLE USE

Owner Name _____

Owner's Business Type _____

26. Operating Authority at the Time of the Accident

Within twelve months before the accident, did any of your trucks carry goods interstate (across state lines)?

Yes
No

[]]1
[]]2
Govt. owned	[]6
Daily rental	[]7
210	

At the time of the accident, were you operating:

Private (carry own goods)

[]]1
-----	----

For hire (carry other people's goods)

[]]2
-----	----

Govt. owned
Daily rental

[]]6
[]]7
211	

27. Intended One-Way Trip Distance

Local (*within a 50 mile radius of base*)

[]]1
-----	----

Over-the-Road

51 to 100 miles

[]]2
-----	----

101 to 200 miles

[]]3
-----	----

201 to 500 miles

[]]4
-----	----

Greater than 500 miles

[]]5
-----	----

Unknown over-the-road trip distance

[]]6
-----	----

212

28. How many hours had the driver been driving since the last 8-hour break?

_____	_____
213	214

Hrs.

REMAINDER TO BE COMPLETED BY EDITOR.

29. Collision avoidance section. Illustrate pre-collision scenario below. Enter GES code.

215 216

[Large empty box for collision avoidance scenario illustration]

30. Interview?

Yes [] 1
No [] 2
217

31. Police report?

Yes [] 1
No [] 2
218

32. FAX/Mail?

Yes [] 1
No [] 2
219

DERIVED INFORMATION (Insert question numbers.)

220 221 222 223 224 225 226 227 228 229
230 231 232 233 234 235 236 237 238 239

33. PAR Number

240 241 242 243 244 245 246 247 248 249 250 251

34. ICC Number

252 253 254 255 256 257

35. DOT Number

258 259 260 261 262 263

36. State PSC Number

264 265 266 267 268 269 270 271 272 273

37. State issuing

274 275