

**Center for  
National Truck Statistics**

---

# TRUCKS INVOLVED IN FATAL ACCIDENTS **CODEBOOK 1999**

Devi Putcha

Daniel Blower

Raymond Masters

September 2001

**UMTRI**

---

The University of Michigan  
Transportation Research Institute



TRUCKS INVOLVED IN FATAL ACCIDENTS CODEBOOK 1999  
(Version September 19, 2001)

Devi Putcha

Daniel Blower

Raymond Masters

Center for National Truck Statistics

University of Michigan Transportation Research Institute

September 2001

The research reported herein was conducted under general research funds provided by the Affiliates Program for the Center for National Truck Statistics and the Federal Motor Carrier Safety Administration. The opinions, findings, and conclusions expressed in this publication are those of the authors and not necessarily those of the U.S. Department of Transportation, Federal Motor Carrier Safety Administration, or the sponsors of the Affiliates Program.

Technical Report Documentation Page

1. Report No. <b>UMTRI-2001-32</b>		2. Government Accession No.		3. Recipient's Catalog No.	
4. Title and Subtitle <b>TRUCKS INVOLVED IN FATAL ACCIDENTS CODEBOOK 1999 (Version September 19, 2001)</b>				5. Report Date <b>September 2001</b>	
				6. Performing Organization Code	
7. Authors <b>Devi Putcha, Daniel Blower, and Raymond Masters</b>				8. Performing Organization Report No. <b>UMTRI-2001-32</b>	
9. Performing Organization Name and Address <b>University of Michigan Transportation Research Institute 2901 Baxter Road Ann Arbor, MI 48109-2150</b>				10. Work Unit No.	
				11. Contract or Grant No. <b>DTFH61-96-C-00038</b>	
12. Sponsoring Agency Name and Address <b>U.S. Department of Transportation Federal Motor Carrier Safety Administration 400 Seventh Street, S.W. Washington, D.C. 20590</b>				13. Type of Report and Period Covered <b>Special Report Task A</b>	
				14. Sponsoring Agency Code	
15. Supplementary Notes					
16. Abstract  <p>This report provides one-way frequencies for all the vehicles in UMTRI's file of Trucks Involved in Fatal Accidents (TIFA), 1999. The 1999 TIFA file is a census of all medium and heavy trucks involved in a fatal accident in the United States. The TIFA database provides coverage of all medium and heavy trucks recorded in the Fatality Analysis Reporting System (FARS) file. TIFA combines vehicle, accident, and occupant records from FARS with information about the physical configuration and operating authority of the truck from the TIFA survey.</p>					
17. Key Words <b>Medium trucks, heavy trucks, fatal accident data</b>			18. Distribution Statement <b>Unlimited</b>		
19. Security Classification (of this report) <b>Unclassified</b>		20. Security Classification (of this page) <b>Unclassified</b>		21. No. of Pages <b>130</b>	22. Price

### Acknowledgments

The data documented in this report are the product of the dedicated efforts of many people. The project originated under the direction of Ken Campbell and Oliver Carsten. Robert Pichler, Christine Schmidt, and many interviewers and editors made the accuracy of the data a matter of personal pride. The project would not have been possible without the willing cooperation of thousands of truck owners, operators, and police officers across the country.

The TIFA Survey is conducted by the Center for National Truck Statistics at the University of Michigan Transportation Research Institute with support from the Affiliates Program for the CNTS. Current members are the American Trucking Associations, Inc.; Freightliner Corporation; the Owner-Operator Independent Drivers Association, Inc.; Navistar International Corporation; and National Seating. The preparation of the data file and codebook were supported by the National Highway Traffic Safety Administration's National Center for Statistics and Analysis, the Federal Motor Carrier Safety Administration, and the Bureau of Transportation Statistics.







## INTRODUCTION

### Overview

This report documents the September 19, 2001, version of the Trucks Involved in Fatal Accidents, 1999, dataset. The report summarizes all the information in the computerized data file. That file contains records for all the medium and heavy trucks that were involved in a fatal accident in all 50 of the United States during calendar year 1999. Trucks with a gross vehicle weight rating of 10,000 pounds or less, primarily pickups, are excluded as nonsample, as are emergency vehicles and other non-trucks. All the vehicles described are from Version 06Sep00, 2000, of the Fatality Analysis Reporting System (FARS) file for 1999 accidents, developed by the National Highway Traffic Safety Administration (NHTSA).

This is the first data year since 1993 that no sampling of cases was done. The 1999 TIFA file is a census file, which means there is one record for each of the 5,233 medium and heavy trucks involved in a fatal accident in 1999. The codebook presents frequencies for the FARS variables and the TIFA survey variables for the actual number of cases in the file.

Missing data rates for TIFA survey variables are low. The range of missing data values is illustrated by the following examples. Power unit type (variable 1007) could not be determined for only 50 (1%) of the 5,233 cases. Vehicle configuration (variable 1048) is unknown for 50 (1%) cases. Gross vehicle weight rating (variable 1050) could not be determined for 210 (4%) cases and Gross vehicle weight (variable 1052) is unknown for 832 (15.9%) cases.

The 1999 FARS file included some changes from the previous year: new variables Latitude (variable 71) and Longitude (variable 72) - representing the global position of accident, in degrees, minutes, and seconds - were added. Variables Race and Hispanic, coding occupant Race and Hispanic origin, were also added. In addition, four new variables added for the 1998 data year are continued here: variable 170, Motor carrier identification number; variable 235, driver height; variable 236, driver weight; and variable 347, alcohol test type, which codes the type of test conducted.

The 1999 TIFA survey used the revised form created for the 1997 data year. There have been some revisions in the data collected through the TIFA survey in recent years. In 1991, variables were added to record the actual cargo, truck model, truck configuration, cargo body style, and lift axles on each unit in the combination. New levels were added to the variables for cargo type and cargo body

style. In 1994, two new variables were added and are continued here: variable 1059, Accident type, which follows the General Estimates System file (from NHTSA) accident type diagrams; and variable 1065, Fax/mail, which shows how information was provided by the respondent.

Because of the changes in the TIFA survey, the 1999 file offers even more detail on the physical configuration of the trucks involved in fatal accidents than in earlier years. As a consequence of the changes in FARS and TIFA, the variable numbers and code values in the 1999 TIFA file are not fully consistent with the files for 1980 through 1998. Accordingly, TIFA codebooks from earlier years should not be used as guides to the 1999 TIFA dataset.

Neither Iowa nor Mississippi sent police reports. There were 102 cases for Iowa and 118 cases for Mississippi. Interviewers were able to obtain one Iowa and six Mississippi police reports as a result of their telephone work. Police reports were also unavailable for one Arkansas case, one Colorado case, one Florida case, two Ohio cases, and seven South Carolina cases. For all of these cases where no police report was available, an attempt was made to match the FARS case to the MCMIS case using date, time, and vehicle information. The MCMIS file usually contains contact information for both owner and investigating officer. This information was used to obtain information when possible. Only those cases where the match was certain were pursued.

The dataset includes virtually all the variables from the public version of the FARS file: the accident variables, the vehicle variables (for the truck), and the occupant variables (for the driver of the truck). A few cases had no occupant record because the vehicle was not occupied at the time of the accident. These cases have been padded with the appropriate missing data codes. All variables are at the vehicle level; that is, there is one record for each truck involved.

In addition to the variables from FARS (variables 1 through 362), there is a set of variables (numbers 1001 through 1075) that contains the information from the TIFA survey form. The bulk of this information is produced by telephone interviews with the driver, owner, or some other involved party. Some of this information is transcribed from police reports collected from the states.

While the FARS file includes much information on the accident environment and events, the information on the vehicles involved, particularly trucks, is limited. Details about the physical configuration of the trucks involved are supplied by the TIFA survey form (which is reproduced in the appendix of this codebook). The TIFA survey collects a detailed physical description of the truck. These data include the cab style of the power unit; the weights, lengths, and axle counts of all units; trailer type, cargo body style, cargo type, and cargo weight; and the company type and

operating authority of the operator of the vehicle. The combination of the FARS accident level variables with the physical detail of the TIFA survey produces the most detailed account of fatal truck accidents available.

#### Sources of Information

The first step in the acquisition of the data to supplement FARS was to obtain from the states copies of the police reports on all fatal accidents involving at least one truck. While the format of these reports varies considerably from state to state, they all include the identities of the owner and the driver of the vehicles involved (though some states remove this information) and a description, sometimes very brief, of what occurred. These police reports were subsequently used in identifying the appropriate respondent to contact and in checking responses for accuracy. As mentioned earlier, Mississippi and Iowa did not provide police accident reports for 1999.

Information was collected primarily by telephone interviews. The person or company contacted was, when possible, the owner of the vehicle as listed in the police report. If no contact could be made with the owner, an attempt was made to reach the driver. If neither the owner nor the driver could be reached, as much information as possible was collected from other parties, such as the police officer who investigated the accident or the tow truck operator if the vehicle was towed from the scene. Finally, if no knowledgeable respondent could be found, as much information as possible was coded from the police report. For these cases, variable 1063, which documents whether an interview was conducted, is coded "no," and variable 1064, police report, is coded "yes."

Editors carefully checked each completed interview. All modifications to the survey responses received from an interview are indicated in variables 1066 through 1075. Imputations made by the editors to fill in missing data elements are also indicated there. The numbers coded in these variables are the question numbers on the interview form (see appendix). Thus a "20" in variable 1068 indicates that the third item corrected or derived for that particular case was the response to question 20 on the interview form. There is no particular pattern to the order in which such modifications are indicated. Derivations were made when the editor was able to deduce a piece of information to fill in something missing on the interview form. For example, an empty weight might have been estimated for a tractor by decoding the VIN to identify the model, consulting the manufacturer's specifications for the cab and chassis weight, and then adding the appropriate amount for any added equipment.

### Number of Cases

Version 06Sep00 of the 2000 FARS file lists 5,327 vehicles (excluding fire trucks) involved in fatal accidents in the United States, that were identified as possible medium or heavy trucks. However, some of the selected vehicles were subsequently found to be light, rather than medium or heavy, trucks. In particular, a number of vehicles coded by FARS as trucks turned out to be pickups, emergency vehicles, or other light vehicles. Also, vehicles that did not conform to the rules for inclusion in FARS were designated nonsample. These included vehicles parked off the roadway (e.g., on the shoulder), legally parked at the side of the road, or cases in which the fatality occurred prior to the crash (e.g., heart attacks). Altogether 94 cases were determined to be nonsample. Subtracting those 94 from the FARS file total of 5,327 cases leaves 5,233, which is the number of trucks involved in fatal accidents in 1999.

### Obtaining Information from the Dataset

This report provides counts and distributions of the code values for each variable in the file. These tabulations are useful for understanding the variables available in the file, the completeness of the data, and the number of cases with any specific code value.

Many research questions require more detailed cross-classification of the data. In general, different types of trucks are used differently. In comparing the accident experience of straight trucks with that of tractor-semitrailers, for example, one might wish to examine the distributions of trip type and carrier type. While this dataset is not made available to the public by UMTRI, the staff of the Center for National Truck Statistics at UMTRI will be pleased to make the appropriate runs for outside users. Requests for consultation on and analysis of the data are welcomed and may be addressed to Daniel Blower at (734) 764-0248. The file has also been provided to the NHTSA's National Center for Statistics and Analysis. Finally, while every effort has been made to check the accuracy of the data, the file may contain errors not yet detected.

TRUCKS INVOLVED IN FATAL ACCIDENTS, 1999  
FARS ACCIDENT VARIABLES

Variable Number	Variable Name	Width	Storage Type	Page Number
1	CASE STATE	2	Numeric	15
2	CASE NUMBER	4	Numeric	16
7	CITY	4	Numeric	16
8	COUNTY	3	Numeric	16
9	ACCIDENT DATE - MONTH	2	Numeric	17
10	ACCIDENT DATE - DAY	2	Numeric	17
11	ACCIDENT DATE - YEAR	4	Numeric	17
12	ACCIDENT TIME - HOUR	2	Numeric	17
13	ACCIDENT TIME - MINUTE	2	Numeric	18
14	NUMBER OF VEHICLE FORMS	2	Numeric	18
15	NUMBER OF PERSON FORMS	2	Numeric	19
16	LAND USE	1	Numeric	19
17	NATIONAL HIGHWAY SYSTEM	1	Numeric	20
18	ROADWAY FUNCTION CLASS	2	Numeric	20
19	ROUTE SIGNING	1	Numeric	20
20	TRAFFICWAY IDENTIFIER	20	Alphabetic	21
21	MILEPOINT	5	Numeric	21
22	SPECIAL JURISDICTION	1	Numeric	21
23	FIRST HARMFUL EVENT	2	Numeric	22
24	MANNER OF COLLISION	1	Numeric	24
25	RELATION TO JUNCTION	2	Numeric	24
26	RELATION TO ROADWAY	2	Numeric	25
27	TRAFFICWAY FLOW	1	Numeric	25
28	NUMBER OF TRAVEL LANES	1	Numeric	25
29	SPEED LIMIT	2	Numeric	26
30	ROADWAY ALIGNMENT	1	Numeric	26
31	ROADWAY PROFILE	1	Numeric	26
32	ROADWAY SURFACE TYPE	1	Numeric	27
33	ROADWAY SURFACE CONDITION	1	Numeric	27
34	TRAFFIC CONTROL DEVICE	2	Numeric	27
35	TRAFFIC CONT FUNCTIONING	1	Numeric	29
36	HIT AND RUN	1	Numeric	29
37	LIGHT CONDITION	1	Numeric	29
38	ATMOSPHERIC CONDITIONS	1	Numeric	29
39	CONSTRUCTION/MAINT ZONE	1	Numeric	30
40	EMS NOTIFIED - HOUR	2	Numeric	30
41	EMS NOTIFIED - MINUTE	2	Numeric	30
42	EMS ARRIVAL - HOUR	2	Numeric	31
43	EMS ARRIVAL - MINUTE	2	Numeric	31
46	SCHOOL BUS RELATED	1	Numeric	31
48	RAIL GRADE CROSSING ID	7	Alphabetic	31
49	NUMBER FATALITIES IN ACC	2	Numeric	32
50	DAY OF WEEK	1	Numeric	32
51	NUMBER DRINKING DRIVERS	1	Numeric	32
52	ACCIDENT DATE - JULIAN	5	Numeric	33
53	NUMBER UNINJURED IN ACC	2	Numeric	33
54	NUMBER C-INJURED IN ACC	2	Numeric	33
55	NUMBER B-INJURED IN ACC	2	Numeric	34
56	NUMBER A-INJURED IN ACC	2	Numeric	34
57	NUMBER K-INJURED IN ACC	2	Numeric	35

TRUCKS INVOLVED IN FATAL ACCIDENTS, 1999  
FARS ACCIDENT VARIABLES

<u>Variable Number</u>	<u>Variable Name</u>	<u>Width</u>	<u>Storage Type</u>	<u>Page Number</u>
58	NUM UNK INJURED IN ACC	2	Numeric	35
59	ACC RELATED FACTORS #1	2	Numeric	35
60	ACC RELATED FACTORS #2	2	Numeric	36
61	ACC RELATED FACTORS #3	2	Numeric	36
71	LATITUDE	8	Alphabetic	37
72	LONGITUDE	9	Alphabetic	37

TRUCKS INVOLVED IN FATAL ACCIDENTS, 1999  
FARS VEHICLE VARIABLES

Variable Number	Variable Name	Width	Storage Type	Page Number
104	VEHICLE NUMBER	2	Numeric	39
107	NUMBER OF OCCUPANTS	2	Numeric	39
108	VEHICLE MAKE	2	Numeric	40
109	VEHICLE MAKE-MODEL	5	Numeric	40
110	BODY TYPE	2	Numeric	43
111	MODEL YEAR	4	Numeric	44
112	VIN	12	Alphabetic	44
123	REGISTRATION STATE	2	Numeric	44
124	REGISTERED VEHICLE OWNER	1	Numeric	46
125	ROLLOVER	1	Numeric	46
126	JACKKNIFE	1	Numeric	46
127	TRAVEL SPEED	2	Numeric	46
128	HAZARDOUS CARGO	1	Numeric	47
129	VEHICLE TRAILERING	1	Numeric	47
130	VEHICLE CONFIGURATION	1	Numeric	47
131	NUMBER OF AXLES	2	Numeric	47
132	CARGO BODY TYPE	2	Numeric	48
133	SPECIAL USE	1	Numeric	48
134	EMERGENCY USE	1	Numeric	49
135	IMPACT POINT - INITIAL	2	Numeric	49
136	IMPACT POINT - PRINCIPAL	2	Numeric	49
137	EXTENT OF DEFORMATION	1	Numeric	50
138	VEHICLE ROLE	1	Numeric	50
139	MANNER OF LEAVING SCENE	1	Numeric	50
140	FIRE OCCURRENCE	1	Numeric	50
142	VEHICLE MANEUVER	2	Numeric	51
143	CRASH AVOIDANCE MANUEVER	1	Numeric	51
144	MOST HARMFUL EVENT	2	Numeric	51
145	NUMBER OF DEATHS IN VEH	2	Numeric	54
151	VIN TRUCK FUEL CODE	1	Numeric	54
152	VIN TRUCK WEIGHT CODE	1	Numeric	54
153	VIN TRUCK SERIES	3	Alphabetic	54
155	LENGTH OF VIN	2	Numeric	55
156	NUMBER UNINJURED IN VEH	2	Numeric	55
157	NUMBER C-INJURED IN VEH	2	Numeric	55
158	NUMBER B-INJURED IN VEH	2	Numeric	56
159	NUMBER A-INJURED IN VEH	2	Numeric	56
160	NUMBER K-INJURED IN VEH	2	Numeric	56
161	NUM UNK INJURED IN VEH	2	Numeric	56
162	VEH RELATED FACTORS #1	2	Numeric	57
163	VEH RELATED FACTORS #2	2	Numeric	57
164	UNDERRIDE/OVERRIDE	1	Numeric	58
170	MOTOR CARRIER ID NUMBER	11	Alphabetic	59





TRUCKS INVOLVED IN FATAL ACCIDENTS, 1999  
FARS DRIVER VARIABLES

Variable Number	Variable Name	Width	Storage Type	Page Number
207	DRIVER PRESENCE	1	Numeric	61
208	DRIVER DRINKING	1	Numeric	61
209	LICENSE STATE	2	Numeric	61
210	NON-CDL LICENSE STATUS	1	Numeric	62
211	LICENSE CLASS COMPLIANCE	1	Numeric	63
212	CDL LICENSE STATUS	1	Numeric	63
213	LICENSE ENDORSEMENTS	1	Numeric	64
214	LICENSE RESTRICTIONS MET	1	Numeric	64
216	NUMBER OF PREV ACCIDENTS	2	Numeric	64
217	NUMBER PREV SUSPENSIONS	2	Numeric	65
218	NUMBER OF PREV DWI CONV	2	Numeric	65
219	NUM PREV SPEEDING CONV	2	Numeric	65
220	NUM PREV OTHER MV CONV	2	Numeric	66
221	LAST ACCIDENT - MONTH	2	Numeric	66
222	LAST ACCIDENT - YEAR	4	Numeric	67
223	FIRST ACCIDENT - MONTH	2	Numeric	67
224	FIRST ACCIDENT - YEAR	4	Numeric	67
227	DRIVER RELATED FACTORS#1	2	Numeric	68
228	DRIVER RELATED FACTORS#2	2	Numeric	70
229	DRIVER RELATED FACTORS#3	2	Numeric	72
230	DRIVER RELATED FACTORS#4	2	Numeric	74
231	VIOLATIONS CHARGED #1	2	Numeric	75
232	VIOLATIONS CHARGED #2	2	Numeric	77
233	VIOLATIONS CHARGED #3	2	Numeric	78
235	DRIVER HEIGHT	2	Numeric	79
236	DRIVER WEIGHT	3	Numeric	80



TRUCKS INVOLVED IN FATAL ACCIDENTS, 1999  
FARS OCCUPANT VARIABLES

Variable Number	Variable Name	Width	Storage Type	Page Number
306	OCCUPANT NUMBER	2	Numeric	81
308	OCCUPANT AGE	2	Numeric	81
309	OCCUPANT SEX	1	Numeric	82
310	OCCUPANT TYPE	2	Numeric	83
311	OCC SEATING POSITION	2	Numeric	83
312	RESTRAINT SYSTEM USE	2	Numeric	83
313	AIR BAG AVAIL/DEPLOY	2	Numeric	83
314	OCCUPANT EJECTION	1	Numeric	84
315	EJECTION PATH	1	Numeric	84
316	OCCUPANT EXTRICATION	1	Numeric	84
321	DRUG INVOLVEMENT	1	Numeric	85
322	DRUG DETERMINATION	1	Numeric	85
323	DRUG TEST TYPE #1	1	Numeric	85
324	DRUG TEST RESULTS #1	3	Numeric	85
325	DRUG TEST TYPE #2	1	Numeric	86
326	DRUG TEST RESULTS #2	3	Numeric	87
327	DRUG TEST TYPE #3	1	Numeric	87
328	DRUG TEST RESULTS #3	3	Numeric	88
329	OCCUPANT INJURY SEVERITY	1	Numeric	89
330	OCC TAKEN TO HOSPITAL	1	Numeric	89
331	OCC DEATH DATE - MONTH	2	Numeric	89
332	OCC DEATH DATE - DAY	2	Numeric	90
333	OCC DEATH DATE - YEAR	4	Numeric	90
334	OCC DEATH TIME - HOURS	2	Numeric	90
335	OCC DEATH TIME - MINUTES	2	Numeric	91
336	LAG TIME ACC/DEATH - HRS	3	Numeric	91
342	OCC FATAL INJURY AT WORK	1	Numeric	91
345	OCC ALCOHOL INVOLVEMENT	1	Numeric	91
346	OCC METH ALC DETERMINAT	1	Numeric	92
347	ALCOHOL TEST TYPE	1	Numeric	92
348	OCC ALCOHOL TEST RESULT	2	Numeric	92
361	RACE	2	Numeric	93
362	HISPANIC ORIGIN	2	Numeric	93



TRUCKS INVOLVED IN FATAL ACCIDENTS, 1999  
SURVEY VARIABLES

Variable Number	Variable Name	Width	Storage Type	Page Number
1001	POWER UNIT MAKE	2	Numeric	95
1002	POWER UNIT YEAR	4	Numeric	95
1003	CAB STYLE	1	Numeric	96
1004	SLEEPER PRESENT	1	Numeric	96
1005	FUEL TYPE	1	Numeric	97
1006	TRUCK MODEL	10	Alphabetic	97
1007	POWER UNIT TYPE	1	Numeric	97
1008	STRT TRUCK BODY STYLE	2	Numeric	97
1009	STRT TRUCK OTHER BODY	10	Alphabetic	98
1010	POWER UNIT NO. OF AXLES	1	Numeric	98
1011	POWER UNIT LIFT AXLES	1	Numeric	98
1012	POWER UNIT LENGTH	3	Numeric	99
1013	POWER UNIT CARGO WEIGHT	6	Numeric	99
1014	POWER UNIT EMPTY WEIGHT	6	Numeric	100
1015	POWER UNIT CARGO	2	Numeric	100
1016	POWER UNIT HAZ. CARGO	1	Numeric	100
1017	1ST TRAILER TYPE	1	Numeric	101
1018	1ST TRAILER NO. OF AXLES	2	Numeric	101
1019	1ST TRAILER LIFT AXLES	1	Numeric	101
1020	1ST TRAILER EMPTY WEIGHT	6	Numeric	102
1021	1ST TRAILER CARGO WEIGHT	6	Numeric	102
1022	1ST TRAILER LENGTH	3	Numeric	102
1023	1ST TRAILER BODY	2	Numeric	104
1024	1ST TRAILER OTHER BODY	10	Alphabetic	104
1025	1ST TRAILER CARGO	2	Numeric	104
1026	1ST TRAILER HAZ. CARGO	1	Numeric	105
1027	2ND TRAILER TYPE	1	Numeric	105
1028	2ND TRAILER NO. OF AXLES	2	Numeric	106
1029	2ND TRAILER LIFT AXLES	1	Numeric	106
1030	2ND TRAILER EMPTY WEIGHT	6	Numeric	106
1031	2ND TRAILER CARGO WEIGHT	6	Numeric	106
1032	2ND TRAILER LENGTH	3	Numeric	107
1033	2ND TRAILER BODY	2	Numeric	107
1034	2ND TRAILER OTHER BODY	10	Alphabetic	108
1035	2ND TRAILER CARGO	2	Numeric	108
1036	2ND TRAILER HAZ. CARGO	1	Numeric	109
1037	3RD TRAILER TYPE	1	Numeric	109
1038	3RD TRAILER NO. OF AXLES	2	Numeric	109
1039	3RD TRAILER LIFT AXLES	1	Numeric	109
1040	3RD TRAILER EMPTY WEIGHT	6	Numeric	110
1041	3RD TRAILER CARGO WEIGHT	6	Numeric	110
1042	3RD TRAILER LENGTH	3	Numeric	110
1043	3RD TRAILER BODY	2	Numeric	110
1044	3RD TRAILER OTHER BODY	10	Alphabetic	111
1045	3RD TRAILER CARGO	2	Numeric	111
1046	3RD TRAILER HAZ. CARGO	1	Numeric	111
1047	VEHICLE CONFIGURATION	10	Alphabetic	111
1048	VEHICLE COMBINATION CODE	2	Numeric	112
1049	NO. OF TRAILERS	1	Numeric	113
1050	GROSS VEH WEIGHT RATING	1	Numeric	113

TRUCKS INVOLVED IN FATAL ACCIDENTS, 1999  
SURVEY VARIABLES

Variable Number	Variable Name	Width	Storage Type	Page Number
1051	EMPTY COMBINATION WEIGHT	6	Numeric	114
1052	GROSS COMBINATION WEIGHT	6	Numeric	114
1053	TOTAL LENGTH	3	Numeric	114
1054	TOTAL WIDTH	3	Numeric	114
1055	SPECIFIC CARGO	20	Alphabetic	115
1056	CARGO SPILLAGE	1	Numeric	115
1057	AREA OF OPERATION	1	Numeric	115
1058	OPERATING AUTHORITY	1	Numeric	115
1059	ACCIDENT TYPE	2	Numeric	116
1061	TRIP TYPE	1	Numeric	116
1062	HOURS DRIVING	2	Numeric	116
1063	INTERVIEW CONDUCTED	1	Numeric	117
1064	POLICE REPORT	1	Numeric	117
1065	FAX/MAIL	1	Numeric	117
1066	1ST QUESTION DERIVED	2	Numeric	117
1067	2ND QUESTION DERIVED	2	Numeric	118
1068	3RD QUESTION DERIVED	2	Numeric	118
1069	4TH QUESTION DERIVED	2	Numeric	118
1070	5TH QUESTION DERIVED	2	Numeric	119
1071	6TH QUESTION DERIVED	2	Numeric	119
1072	7TH QUESTION DERIVED	2	Numeric	119
1073	8TH QUESTION DERIVED	2	Numeric	119
1074	9TH QUESTION DERIVED	2	Numeric	120
1075	10TH QUESTION DERIVED	2	Numeric	120

The ACCIDENT Variables

Variables 1 through 61 are the FARS variables that describe the accident.

Variable 1	CASE STATE	Width: 2	Type: Numeric
		Dec: None	Miss: None
N	Prcnt	Code	Value and Description
146	2.8	1	Alabama
7	0.1	2	Alaska
117	2.2	4	Arizona
98	1.9	5	Arkansas
347	6.6	6	California
65	1.2	8	Colorado
24	0.5	9	Connecticut
10	0.2	10	Delaware
2	0.0	11	District of Columbia
344	6.6	12	Florida
233	4.5	13	Georgia
3	0.1	15	Hawaii
26	0.5	16	Idaho
204	3.9	17	Illinois
195	3.7	18	Indiana
102	1.9	19	Iowa
80	1.5	20	Kansas
104	2.0	21	Kentucky
124	2.4	22	Louisiana
27	0.5	23	Maine
65	1.2	24	Maryland
37	0.7	25	Massachusetts
144	2.8	26	Michigan
90	1.7	27	Minnesota
118	2.3	28	Mississippi
169	3.2	29	Missouri
15	0.3	30	Montana
62	1.2	31	Nebraska
44	0.8	32	Nevada
11	0.2	33	New Hampshire
61	1.2	34	New Jersey
52	1.0	35	New Mexico
156	3.0	36	New York
204	3.9	37	North Carolina
20	0.4	38	North Dakota
214	4.1	39	Ohio
97	1.9	40	Oklahoma
50	1.0	41	Oregon
217	4.1	42	Pennsylvania
9	0.2	44	Rhode Island
144	2.8	45	South Carolina
19	0.4	46	South Dakota
173	3.3	47	Tennessee
434	8.3	48	Texas

TRUCKS INVOLVED IN FATAL ACCIDENTS, 1999  
FARS ACCIDENT VARIABLES

## Variable 1: CASE STATE (Continued)

N	Prcnt	Code	Value and Description
39	0.7	49	Utah
8	0.2	50	Vermont
108	2.1	51	Virginia
60	1.1	53	Washington
51	1.0	54	West Virginia
77	1.5	55	Wisconsin
27	0.5	56	Wyoming

Variable 2	CASE NUMBER	Width: 4	Type: Numeric
		Dec: None	Miss: None

## CASE NUMBER ASSIGNED WITHIN STATES

N	Prcnt	Code	Value and Description
6	0.1	1	
		-	Case number
0	0.0	9999	

Variable 7	CITY	Width: 4	Type: Numeric
		Dec: None	Miss: 9999

## CITY - GSA GEOGRAPHIC LOCATION CODE

N	Prcnt	Code	Value and Description
3523	67.3	0	Not applicable
0	0.0	1	
		-	GSA code
0	0.0	9996	
12	0.2	9997	Other
0	0.0	9999	Unknown

Variable 8	COUNTY	Width: 3	Type: Numeric
		Dec: None	Miss: 999

## COUNTY - GSA GEOGRAPHIC LOCATION CODE

N	Prcnt	Code	Value and Description
1	0.0	0	Not applicable
88	1.7	1	
		-	GSA code
0	0.0	996	
0	0.0	997	Other
0	0.0	999	Unknown



TRUCKS INVOLVED IN FATAL ACCIDENTS, 1999  
FARS ACCIDENT VARIABLES

---

Variable 9	ACCIDENT DATE - MONTH	Width: 2	Type: Numeric
		Dec: None	Miss: 99

---

N	Prcnt	Code	Value and Description
340	6.5	1	January
348	6.7	2	February
374	7.1	3	March
395	7.5	4	April
441	8.4	5	May
451	8.6	6	June
491	9.4	7	July
519	9.9	8	August
468	8.9	9	September
489	9.3	10	October
470	9.0	11	November
447	8.5	12	December

---

Variable 10	ACCIDENT DATE - DAY	Width: 2	Type: Numeric
		Dec: None	Miss: 99

---

N	Prcnt	Code	Value and Description
192	3.7	1	
		-	Day of month
69	1.3	31	

---

Variable 11	ACCIDENT DATE - YEAR	Width: 4	Type: Numeric
		Dec: None	Miss: 9999

---

N	Prcnt	Code	Value and Description
5233	100.0	1999	1999

---

Variable 12	ACCIDENT TIME - HOUR	Width: 2	Type: Numeric
		Dec: None	Miss: 99

---

N	Prcnt	Code	Value and Description
133	2.5	0	12:01 am - 12:59 am
116	2.2	1	1:00 am - 1:59 am
145	2.8	2	2:00 am - 2:59 am
119	2.3	3	3:00 am - 3:59 am
132	2.5	4	4:00 am - 4:59 am
212	4.1	5	5:00 am - 5:59 am
237	4.5	6	6:00 am - 6:59 am
252	4.8	7	7:00 am - 7:59 am
280	5.4	8	8:00 am - 8:59 am
264	5.0	9	9:00 am - 9:59 am
310	5.9	10	10:00 am - 10:59 am

TRUCKS INVOLVED IN FATAL ACCIDENTS, 1999  
FARS ACCIDENT VARIABLES

## Variable 12: ACCIDENT TIME - HOUR (Continued)

N	Prcnt	Code	Value and Description
304	5.8	11	11:00 am - 11:59 am
314	6.0	12	12:00 pm - 12:59 pm
336	6.4	13	1:00 pm - 1:59 pm
351	6.7	14	2:00 pm - 2:59 pm
360	6.9	15	3:00 pm - 3:59 pm
280	5.4	16	4:00 pm - 4:59 pm
232	4.4	17	5:00 pm - 5:59 pm
173	3.3	18	6:00 pm - 6:59 pm
162	3.1	19	7:00 pm - 7:59 pm
158	3.0	20	8:00 pm - 8:59 pm
121	2.3	21	9:00 pm - 9:59 pm
128	2.4	22	10:00 pm - 10:59 pm
109	2.1	23	11:00 pm - 11:59 pm
2	0.0	24	12:00 midnight
3	0.1	99	Unknown

---

Variable 13	ACCIDENT TIME - MINUTE	Width: 2	Type: Numeric
		Dec: None	Miss: 99

N	Prcnt	Code	Value and Description
366	7.0	0	- Minute
34	0.6	59	
7	0.1	99	Unknown

---

Variable 14	NUMBER OF VEHICLE FORMS	Width: 2	Type: Numeric
		Dec: None	Miss: None

## NUMBER OF VEHICLES INVOLVED IN ACCIDENT

N	Prcnt	Code	Value and Description
882	16.9	1	1 vehicle
3280	62.7	2	2 vehicles
707	13.5	3	3 vehicles
204	3.9	4	4 vehicles
73	1.4	5	5 vehicles
18	0.3	6	6 vehicles
19	0.4	7	7 vehicles
12	0.2	8	8 vehicles
4	0.1	10	10 vehicles
4	0.1	12	12 vehicles
7	0.1	15	15 vehicles
9	0.2	16	16 vehicles
3	0.1	18	18 vehicles
8	0.2	20	20 vehicles
3	0.1	21	21 vehicles

TRUCKS INVOLVED IN FATAL ACCIDENTS, 1999  
 FARS ACCIDENT VARIABLES

Variable 15	NUMBER OF PERSON FORMS	Width: 2	Type: Numeric
		Dec: None	Miss: None

NUMBER OF PERSONS INVOLVED IN ACCIDENT

Does not include uninjured bus or railway train occupants

N	Prcnt	Code	Value and Description
392	7.5	1	1 person
2223	42.5	2	2 persons
1194	22.8	3	3 persons
593	11.3	4	4 persons
323	6.2	5	5 persons
191	3.6	6	6 persons
110	2.1	7	7 persons
68	1.3	8	8 persons
36	0.7	9	9 persons
21	0.4	10	10 persons
10	0.2	11	11 persons
8	0.2	12	12 persons
5	0.1	13	13 persons
2	0.0	14	14 persons
2	0.0	15	15 persons
3	0.1	16	16 persons
3	0.1	17	17 persons
7	0.1	18	18 persons
6	0.1	19	19 persons
3	0.1	20	20 persons
2	0.0	21	21 persons
1	0.0	22	22 persons
5	0.1	23	23 persons
3	0.1	27	27 persons
11	0.2	29	29 persons
8	0.2	32	32 persons
1	0.0	45	45 persons
1	0.0	49	49 persons
1	0.0	99	99 persons

Variable 16	LAND USE	Width: 1	Type: Numeric
		Dec: None	Miss: 9

LAND USE - FHWA CLASSIFICATION

Recode of Roadway Function Class (V 18)

N	Prcnt	Code	Value and Description
1645	31.4	1	Urban area
3562	68.1	2	Rural area
26	0.5	9	Unknown

TRUCKS INVOLVED IN FATAL ACCIDENTS, 1999  
FARS ACCIDENT VARIABLES

Variable 17	NATIONAL HIGHWAY SYSTEM	Width: 1	Type: Numeric
		Dec: None	Miss: 9

National Highway System (NHS) includes the entire Interstate System, and consists of principal arterial system routes and some Strategic Highway Network connectors functionally classified below principal arterial.

N	Prcnt	Code	Value and Description
2347	44.8	0	This section is not on the NHS
2824	54.0	1	This section is on the NHS
62	1.2	9	Unknown if this section is on the NHS

Variable 18	ROADWAY FUNCTION CLASS	Width: 2	Type: Numeric
		Dec: None	Miss: 99

N	Prcnt	Code	Value and Description
Rural			
882	16.9	1	Principal arterial - interstate
1156	22.1	2	Principal arterial - other
628	12.0	3	Minor arterial
525	10.0	4	Major collector
123	2.4	5	Minor collector
221	4.2	6	Local road or street
27	0.5	9	Unknown rural
Urban			
485	9.3	11	Principal arterial - interstate
161	3.1	12	Principal arterial - other freeways or expressways
517	9.9	13	Other principal arterial
261	5.0	14	Minor arterial
58	1.1	15	Collector
159	3.0	16	Local road or street
4	0.1	19	Unknown urban
26	0.5	99	Unknown

Variable 19	ROUTE SIGNING	Width: 1	Type: Numeric
		Dec: None	Miss: 9

N	Prcnt	Code	Value and Description
1365	26.1	1	Interstate
1364	26.1	2	U.S. highway
1459	27.9	3	State highway
460	8.8	4	County road
Local Street			
67	1.3	5	Township
339	6.5	6	Municipality

Variable 19:ROUTE SIGNING (Continued)

N	Prcnt	Code	Value and Description
23	0.4	7	Frontage road
140	2.7	8	Other
16	0.3	9	Unknown

---

Variable 20      TRAFFICWAY IDENTIFIER      Width: 20      Type: Alphabetic  
 Dec:    None      Miss: None

N	Prcnt	Code	Value and Description
0	0.0	99999999999999999999	Unknown

---

Variable 21      MILEPOINT      Width: 5      Type: Numeric  
 Dec:    None      Miss: 99999

N	Prcnt	Code	Value and Description
726	13.9	0	None
36	0.7	1	
		-	Actual to nearest .1 mile
0	0.0	99990	
682	13.0	99999	Unknown

---

Variable 22      SPECIAL JURISDICTION      Width: 1      Type: Numeric  
 Dec:    None      Miss: 9

N	Prcnt	Code	Value and Description
5206	99.5	0	No special jurisdiction
2	0.0	1	National Park Service
1	0.0	2	Military
19	0.4	3	Indian reservation
0	0.0	4	College/University campus
2	0.0	5	Other Federal properties
1	0.0	8	Other
2	0.0	9	Unknown

TRUCKS INVOLVED IN FATAL ACCIDENTS, 1999  
FARS ACCIDENT VARIABLES

Variable 23	FIRST HARMFUL EVENT	Width: 2	Type: Numeric
		Dec: None	Miss: 99

## 1ST EVENT CAUSING INJURY/PROPERTY DAMAGE

N	Prcnt	Code	Value and Description
216	4.1	1	Overturn
1	0.0	2	Fire/explosion
0	0.0	3	Immersion
0	0.0	4	Gas inhalation
17	0.3	5	Fell from vehicle
0	0.0	6	Injured in vehicle
14	0.3	7	Other noncollision
311	5.9	8	Pedestrian
71	1.4	9	Pedalcycle
17	0.3	10	Railway train
8	0.2	11	Animal
3920	74.9	12	Motor vehicle in transport
205	3.9	13	Motor vehicle in transport in other roadway
41	0.8	14	Parked motor vehicle
5	0.1	15	Other type nonmotorist
1	0.0	16	Thrown or falling object
1	0.0	17	Boulder
8	0.2	18	Other object (not fixed)
2	0.0	19	Building
2	0.0	20	Impact attenuator/crash cushion
9	0.2	21	Bridge pier or abutment
3	0.1	22	Bridge parapet end
14	0.3	23	Bridge rail
116	2.2	24	Guardrail
27	0.5	25	Concrete traffic barrier
1	0.0	26	Other longitudinal barrier type
16	0.3	27	Highway/traffic sign post
0	0.0	28	Overhead sign support
2	0.0	29	Luminaire/light support
13	0.2	30	Utility pole
7	0.1	31	Other post, pole or supports
12	0.2	32	Culvert
11	0.2	33	Curb
14	0.3	34	Ditch
17	0.3	35	Embankment - earth
8	0.2	36	Embankment - rock, stone or concrete
18	0.3	37	Embankment - material type unknown
9	0.2	38	Fence
3	0.1	39	Wall
1	0.0	40	Fire hydrant
4	0.1	41	Shrubbery
56	1.1	42	Tree
17	0.3	43	Other fixed object
0	0.0	44	Pavement surface irregularity (pothole, grooved, grates)
6	0.1	45	Transport device used as equipment
0	0.0	46	Traffic signal support
4	0.1	47	Vehicle Occupant Struck or Run Over by Own Vehicle
0	0.0	48	Collision With Snow Bank
3	0.1	49	Ridden animal or animal-drawn conveyance

Variable 23:FIRST HARMFUL EVENT (Continued)

N	Prcnt	Code	Value and Description
2	0.0	99	Unknown

The following list shows the code values given above grouped by collision type.

Noncollision Event

- 1 Overturn
- 2 Fire/explosion
- 3 Immersion
- 4 Gas inhalation
- 5 Fell from vehicle
- 6 Injured in vehicle
- 7 Other noncollision
- 16 Thrown or falling object
- 44 Pavement surface irregularity (pothole, grooved, grates)
- 47 Vehicle Occupant Struck or Run Over by Own Vehicle

Collision With Object Not Fixed

- 8 Pedestrian
- 9 Pedalcycle
- 10 Railway train
- 11 Animal
- 12 Motor vehicle in transport
- 13 Motor vehicle in transport in other roadway
- 14 Parked motor vehicle
- 15 Other type nonmotorist
- 18 Other object (not fixed)
- 45 Transport device used as equipment

Collision With Fixed Object

- 17 Boulder
- 19 Building
- 20 Impact attenuator/crash cushion
- 21 Bridge pier or abutment
- 22 Bridge parapet end
- 23 Bridge rail
- 24 Guardrail
- 25 Concrete traffic barrier
- 26 Other longitudinal barrier type
- 27 Highway/traffic sign post
- 28 Overhead sign support
- 29 Luminaire/light support
- 30 Utility pole
- 31 Other post, pole or supports
- 32 Culvert
- 33 Curb
- 34 Ditch
- 35 Embankment - earth
- 36 Embankment - rock, stone or concrete
- 37 Embankment - material type unknown
- 38 Fence
- 39 Wall

TRUCKS INVOLVED IN FATAL ACCIDENTS, 1999  
FARS ACCIDENT VARIABLES

## Variable 23: FIRST HARMFUL EVENT (Continued)

N Prcnt	Code Value and Description
	40 Fire hydrant
	41 Shrubbery
	42 Tree
	43 Other fixed object
	46 Traffic signal support
	48 Collision With Snow Bank

---

Variable 24	MANNER OF COLLISION	Width: 1	Type: Numeric
		Dec: None	Miss: 9

---

N Prcnt	Code Value and Description
1107 21.2	0 Not a collision with a motor vehicle in transport
940 18.0	1 Rear-end
1210 23.1	2 Head-on
0 0.0	3 Rear-to-rear
1701 32.5	4 Angle
120 2.3	5 Sideswipe - same direction
129 2.5	6 Sideswipe - opposite direction
26 0.5	9 Unknown

---

Variable 25	RELATION TO JUNCTION	Width: 2	Type: Numeric
		Dec: None	Miss: 99

---

N Prcnt	Code Value and Description
Noninterchange	
3324 63.5	1 Nonjunction
1215 23.2	2 Intersection
175 3.3	3 Intersection related
123 2.4	4 Driveway, alley, access, etc.
47 0.9	5 Entrance/exit ramp related
20 0.4	6 Rail grade crossing
32 0.6	7 In crossover
4 0.1	9 Unknown, noninterchange
Interchange area	
92 1.8	10 Intersection
10 0.2	11 Intersection related
0 0.0	12 Driveway access
52 1.0	13 Entrance/exit ramp related
3 0.1	14 In crossover
111 2.1	15 Other location in interchange
25 0.5	19 Unknown, interchange area
0 0.0	99 Unknown



TRUCKS INVOLVED IN FATAL ACCIDENTS, 1999  
 FARS ACCIDENT VARIABLES

---

Variable 26      RELATION TO ROADWAY      Width: 2      Type: Numeric  
 Dec:    None      Miss: 99

---

N	Prcnt	Code	Value and Description
4569	87.3	1	On roadway
190	3.6	2	Shoulder
102	1.9	3	Median
222	4.2	4	Roadside
26	0.5	5	Outside right-of-way
111	2.1	6	Off roadway - location unknown
0	0.0	7	In parking lane
5	0.1	8	Gore
3	0.1	10	Separator
5	0.1	99	Unknown

---

Variable 27      TRAFFICWAY FLOW      Width: 1      Type: Numeric  
 Dec:    None      Miss: 9

---

A trafficway may include several roadways if it is a physically divided highway. Trafficways are not physically divided unless the divider is a median, barrier or other constructed device. Pavement markings do not qualify.

N	Prcnt	Code	Value and Description
2871	54.9	1	Not physically divided (two way trafficway)
1715	32.8	2	Divided highway, median strip (without traffic barrier)
566	10.8	3	Divided highway, median strip (with traffic barrier)
41	0.8	4	One way trafficway
40	0.8	9	Unknown

---

Variable 28      NUMBER OF TRAVEL LANES      Width: 1      Type: Numeric  
 Dec:    None      Miss: 9

---

A roadway is one part of a divided trafficway or, if undivided, the same as the trafficway. It refers to the roadway on which the vehicle precipitating the accident was traveling. Only lanes open for travel are counted. Turn lanes are therefore excluded.

N	Prcnt	Code	Value and Description
26	0.5	1	1 lane
4020	76.8	2	2 lanes
368	7.0	3	3 lanes
603	11.5	4	4 lanes
48	0.9	5	5 lanes
64	1.2	6	6 lanes
17	0.3	7	7 or more lanes
87	1.7	9	Unknown

TRUCKS INVOLVED IN FATAL ACCIDENTS, 1999  
FARS ACCIDENT VARIABLES

Variable 29	SPEED LIMIT	Width: 2	Type: Numeric
		Dec: None	Miss: 99

N	Prcnt	Code	Value and Description
17	0.3	0	No statutory limit
0	0.0	5	5 mph
2	0.0	10	10 mph
5	0.1	15	15 mph
4	0.1	20	20 mph
108	2.1	25	25 mph
123	2.4	30	30 mph
260	5.0	35	35 mph
202	3.9	40	40 mph
532	10.2	45	45 mph
250	4.8	50	50 mph
1974	37.7	55	55 mph
232	4.4	60	60 mph
827	15.8	65	65 mph
521	10.0	70	70 mph
109	2.1	75	75 mph
67	1.3	99	Unknown

Variable 30	ROADWAY ALIGNMENT	Width: 1	Type: Numeric
		Dec: None	Miss: 9

N	Prcnt	Code	Value and Description
4339	82.9	1	Straight
886	16.9	2	Curve
8	0.2	9	Unknown

Variable 31	ROADWAY PROFILE	Width: 1	Type: Numeric
		Dec: None	Miss: 9

N	Prcnt	Code	Value and Description
3625	69.3	1	Level
1427	27.3	2	Grade
117	2.2	3	Hillcrest
16	0.3	4	Sag
48	0.9	9	Unknown

TRUCKS INVOLVED IN FATAL ACCIDENTS, 1999  
FARS ACCIDENT VARIABLES

Page 27

Variable 32      ROADWAY SURFACE TYPE      Width: 1      Type: Numeric  
Dec:    None      Miss: 9

N	Prcnt	Code	Value and Description
787	15.0	1	Concrete
4363	83.4	2	Blacktop, bituminous or asphalt
0	0.0	3	Brick or block
22	0.4	4	Slag, gravel or stone
13	0.2	5	Dirt
4	0.1	8	Other
44	0.8	9	Unknown

Variable 33      ROADWAY SURFACE CONDITION      Width: 1      Type: Numeric  
Dec:    None      Miss: 9

ROADWAY SURFACE CONDITION

N	Prcnt	Code	Value and Description
4377	83.6	1	Dry
663	12.7	2	Wet
90	1.7	3	Snow or slush
89	1.7	4	Ice
3	0.1	5	Sand, dirt, oil
4	0.1	8	Other
7	0.1	9	Unknown

Variable 34      TRAFFIC CONTROL DEVICE      Width: 2      Type: Numeric  
Dec:    None      Miss: 99

N	Prcnt	Code	Value and Description
3805	72.7	0	No controls
***Not At Railroad Grade Crossing***			
Highway traffic signals			
25	0.5	1	Traffic control signal (on colors) without pedestrian signal
37	0.7	2	Traffic control (on colors) with pedestrian signal
332	6.3	3	Traffic control signal (on colors) not known whether or not pedestrian signal
35	0.7	4	Flashing traffic control signal
14	0.3	5	Flashing beacon
4	0.1	6	Flashing highway traffic signal, type unknown or other than traffic control or beacon
3	0.1	7	Lane use control signal
14	0.3	8	Other highway traffic signal
1	0.0	9	Unknown highway traffic signal
Regulatory signs			
711	13.6	20	Stop sign

## Variable 34: TRAFFIC CONTROL DEVICE (Continued)

N	Prcnt	Code	Value and Description
32	0.6	21	Yield sign
58	1.1	28	Other regulatory sign
2	0.0	29	Unknown type regulatory sign
			School zone signs
0	0.0	30	School speed limit sign
0	0.0	31	School advance or crossing sign
0	0.0	38	Other school related sign
0	0.0	39	Unknown type school zone sign
			Warning signs
102	1.9	40	Warning sign
			Miscellaneous not at railroad crossing
30	0.6	50	Officer, crossing guard, flagman, etc.
			***At Railroad Grade Crossing***
			Active devices
3	0.1	60	Gates
3	0.1	61	Flashing lights
0	0.0	62	Traffic control signal
0	0.0	63	Wigwags
1	0.0	64	Bells
0	0.0	68	Other train activated device
0	0.0	69	Active device, type unknown
			Passive devices
6	0.1	70	Cross-bucks
2	0.0	71	Stop sign
4	0.1	72	Other railroad crossing sign
0	0.0	73	Special warning device - watchman, flagged by crew
0	0.0	78	Other passive device
0	0.0	79	Passive device, type unknown
			Miscellaneous devices at railroad crossing
0	0.0	80	Grade crossing controlled, type unknown
			***Whether Or Not At Railroad Grade Crossing***
2	0.0	98	Other
7	0.1	99	Unknown

TRUCKS INVOLVED IN FATAL ACCIDENTS, 1999  
FARS ACCIDENT VARIABLES

---

Variable 35	TRAFFIC CONT FUNCTIONING	Width: 1	Type: Numeric
		Dec: None	Miss: 9

---

TRAFFIC CONTROL FUNCTIONING

N	Prcnt	Code	Value and Description
3805	72.7	0	No controls
4	0.1	1	Device not functioning
9	0.2	2	Device functioning - functioning improperly
1406	26.9	3	Device functioning properly
9	0.2	9	Unknown

---

Variable 36	HIT AND RUN	Width: 1	Type: Numeric
		Dec: None	Miss: None

---

N	Prcnt	Code	Value and Description
5160	98.6	0	No hit and run
48	0.9	1	Hit motor vehicle in transport
23	0.4	2	Hit pedestrian or nonmotorist
2	0.0	3	Hit parked vehicle or object

---

Variable 37	LIGHT CONDITION	Width: 1	Type: Numeric
		Dec: None	Miss: 9

---

N	Prcnt	Code	Value and Description
3411	65.2	1	Daylight
1179	22.5	2	Dark
424	8.1	3	Dark but lighted
149	2.8	4	Dawn
68	1.3	5	Dusk
2	0.0	9	Unknown

---

Variable 38	ATMOSPHERIC CONDITIONS	Width: 1	Type: Numeric
		Dec: None	Miss: 9

---

N	Prcnt	Code	Value and Description
4543	86.8	1	No adverse atmospheric conditions
417	8.0	2	Rain
14	0.3	3	Sleet (hail)
105	2.0	4	Snow
104	2.0	5	Fog
11	0.2	6	Rain and fog
1	0.0	7	Sleet and fog
33	0.6	8	Other (smog, smoke, blowing sand, or dust)
5	0.1	9	Unknown

TRUCKS INVOLVED IN FATAL ACCIDENTS, 1999  
FARS ACCIDENT VARIABLES

Variable 39	CONSTRUCTION/MAINT ZONE	Width: 1	Type: Numeric
		Dec: None	Miss: 9

CONSTRUCTION OR MAINTENANCE ZONE

Identifies accidents that occurred in a construction or maintenance zone. Use of this code does not imply that the accident was caused by the construction/maintenance activity or zone.

N	Prcnt	Code	Value and Description
4993	95.4	0	None
208	4.0	1	Construction
19	0.4	2	Maintenance
2	0.0	3	Utility
11	0.2	4	Work zone, type unknown

Variable 40	EMS NOTIFIED - HOUR	Width: 2	Type: Numeric
		Dec: None	Miss: 99

N	Prcnt	Code	Value and Description
326	6.2	0	Not notified or 12:01 - 12:59 am
62	1.2	1	- Hour
0	0.0	24	
1711	32.7	99	Unknown

Variable 41	EMS NOTIFIED - MINUTE	Width: 2	Type: Numeric
		Dec: None	Miss: 99

N	Prcnt	Code	Value and Description
306	5.8	0	Not notified or on hour
40	0.8	1	- Minute
43	0.8	59	
5	0.1	98	
1706	32.6	99	Unknown

TRUCKS INVOLVED IN FATAL ACCIDENTS, 1999  
FARS ACCIDENT VARIABLES

---

Variable 42      EMS ARRIVAL - HOUR      Width: 2      Type: Numeric  
Dec:    None      Miss: 99

N	Prcnt	Code	Value and Description
316	6.0	0	Not notified or 12:01 - 12:59 am
63	1.2	1	
		-	Hour
1	0.0	24	
1483	28.3	99	Unknown

---

Variable 43      EMS ARRIVAL - MINUTE      Width: 2      Type: Numeric  
Dec:    None      Miss: 99

N	Prcnt	Code	Value and Description
318	6.1	0	Not notified or on hour
49	0.9	1	
		-	Minute
63	1.2	59	
11	0.2	97	
6	0.1	98	
1599	30.6	99	Unknown

---

Variable 46      SCHOOL BUS RELATED      Width: 1      Type: Numeric  
Dec:    None      Miss: 9

Identifies accidents in which a school bus was directly or indirectly involved, such as an accident involving children alighting from a school bus. The school bus does not have to be a traffic unit in the accident.

N	Prcnt	Code	Value and Description
5223	99.8	0	No
10	0.2	1	Yes

---

Variable 48      RAIL GRADE CROSSING ID      Width: 7      Type: Alphabetic  
Dec:    None      Miss: None

RAIL GRADE CROSSING ID - FRA CODE

N	Prcnt	Code	Value and Description
5212	99.6	0000000	Not Applicable
0	0.0	000000A	
		-	FRA code
0	0.0	999999Z	
3	0.1	9999999	Unknown

TRUCKS INVOLVED IN FATAL ACCIDENTS, 1999  
FARS ACCIDENT VARIABLES

Variable 49	NUMBER FATALITIES IN ACC	Width: 2	Type: Numeric
		Dec: None	Miss: None

NUMBER OF FATALITIES IN ACCIDENT

N	Prcnt	Code	Value and Description
0	0.0	0	0 killed
4497	85.9	1	1 killed
556	10.6	2	2 killed
116	2.2	3	3 killed
48	0.9	4	4 killed
8	0.2	5	5 killed
4	0.1	6	6 killed
1	0.0	7	7 killed
1	0.0	11	11 killed
2	0.0	13	13 killed

Variable 50	DAY OF WEEK	Width: 1	Type: Numeric
		Dec: None	Miss: 9

N	Prcnt	Code	Value and Description
340	6.5	1	Sunday
900	17.2	2	Monday
901	17.2	3	Tuesday
847	16.2	4	Wednesday
877	16.8	5	Thursday
865	16.5	6	Friday
503	9.6	7	Saturday

Variable 51	NUMBER DRINKING DRIVERS	Width: 1	Type: Numeric
		Dec: None	Miss: None

N	Prcnt	Code	Value and Description
4400	84.1	0	0 drivers
738	14.1	1	1 drivers
83	1.6	2	2 drivers
8	0.2	3	3 drivers
4	0.1	4	4 drivers



TRUCKS INVOLVED IN FATAL ACCIDENTS, 1999  
 FARS ACCIDENT VARIABLES

Variable 52	ACCIDENT DATE - JULIAN	Width: 5	Type: Numeric
		Dec: None	Miss: 0

The Julian date from March 1, 1900

N	Prcnt	Code	Value and Description
0	0.0	0	Missing data
9	0.2	36101	January 1, 1999
		-	
7	0.1	36465	December 31, 1999

Variable 53	NUMBER UNINJURED IN ACC	Width: 2	Type: Numeric
		Dec: None	Miss: None

NUMBER OF UNINJURED IN ACCIDENT

N	Prcnt	Code	Value and Description
1833	35.0	0	0 uninjured
2457	47.0	1	1 uninjured
579	11.1	2	2 uninjured
170	3.2	3	3 uninjured
91	1.7	4	4 uninjured
56	1.1	5	5 uninjured
17	0.3	6	6 uninjured
3	0.1	7	7 uninjured
6	0.1	8	8 uninjured
4	0.1	10	10 uninjured
2	0.0	11	11 uninjured
5	0.1	14	14 uninjured
3	0.1	16	16 uninjured
4	0.1	17	17 uninjured
3	0.1	18	18 uninjured

Variable 54	NUMBER C-INJURED IN ACC	Width: 2	Type: Numeric
		Dec: None	Miss: None

NUMBER OF C-INJURED IN ACCIDENT

N	Prcnt	Code	Value and Description
4216	80.6	0	0 C-injured
779	14.9	1	1 C-injured
144	2.8	2	2 C-injured
39	0.7	3	3 C-injured
22	0.4	4	4 C-injured
6	0.1	5	5 C-injured

TRUCKS INVOLVED IN FATAL ACCIDENTS, 1999  
FARS ACCIDENT VARIABLES

Variable 55	NUMBER B-INJURED IN ACC	Width: 2	Type: Numeric
		Dec: None	Miss: None

NUMBER OF B-INJURED IN ACCIDENT

N	Prcnt	Code	Value	and Description
3998	76.4	0	0	B-injured
863	16.5	1	1	B-injured
232	4.4	2	2	B-injured
63	1.2	3	3	B-injured
33	0.6	4	4	B-injured
13	0.2	5	5	B-injured
16	0.3	6	6	B-injured
2	0.0	7	7	B-injured
2	0.0	8	8	B-injured
2	0.0	10	10	B-injured
1	0.0	12	12	B-injured
5	0.1	15	15	B-injured
1	0.0	20	20	B-injured
1	0.0	40	40	B-injured
1	0.0	44	44	B-injured

Variable 56	NUMBER A-INJURED IN ACC	Width: 2	Type: Numeric
		Dec: None	Miss: None

NUMBER OF A-INJURED IN ACCIDENT

N	Prcnt	Code	Value	and Description
4012	76.7	0	0	A-injured
840	16.1	1	1	A-injured
234	4.5	2	2	A-injured
83	1.6	3	3	A-injured
27	0.5	4	4	A-injured
8	0.2	5	5	A-injured
13	0.2	6	6	A-injured
4	0.1	8	8	A-injured
1	0.0	10	10	A-injured
1	0.0	14	14	A-injured
8	0.2	15	15	A-injured
1	0.0	16	16	A-injured
1	0.0	43	43	A-injured

TRUCKS INVOLVED IN FATAL ACCIDENTS, 1999  
 FARS ACCIDENT VARIABLES

Variable 57	NUMBER K-INJURED IN ACC	Width: 2	Type: Numeric
		Dec: None	Miss: None

NUMBER OF K-INJURED IN ACCIDENT

N	Prcnt	Code	Value and Description
4497	85.9	1	1 killed
556	10.6	2	2 killed
116	2.2	3	3 killed
48	0.9	4	4 killed
8	0.2	5	5 killed
4	0.1	6	6 killed
1	0.0	7	7 killed
1	0.0	11	11 killed
2	0.0	13	13 killed

Variable 58	NUM UNK INJURED IN ACC	Width: 2	Type: Numeric
		Dec: None	Miss: None

NUMBER UNKNOWN INJURED IN ACCIDENT

N	Prcnt	Code	Value and Description
5213	99.6	0	0 unknown injured
19	0.4	1	1 unknown injured
1	0.0	2	2 unknown injured

Variable 59	ACC RELATED FACTORS #1	Width: 2	Type: Numeric
		Dec: None	Miss: 99

FACTORS AT ACCIDENT LEVEL - RESPONSE #1

N	Prcnt	Code	Value and Description
4923	94.1	0	None
2	0.0	1	Inadequate warning of exits, lanes narrowing, traffic controls, etc.
7	0.1	2	Shoulder related
36	0.7	3	Other construction created condition
1	0.0	4	No (or obscured) pavement marking
6	0.1	5	Surface under water
0	0.0	6	Inadequate construction or poor design of roadway, bridge, etc.
0	0.0	7	Surface washed out (caved in, road slippage)
Special circumstances			
107	2.0	14	Motor vehicle in transport struck by falling cargo, or something that was set in motion by a vehicle
12	0.2	15	Nonoccupant struck by falling cargo or something that came loose from or was set in motion by a vehicle

TRUCKS INVOLVED IN FATAL ACCIDENTS, 1999  
FARS ACCIDENT VARIABLES

## Variable 59:ACC RELATED FACTORS #1 (Continued)

N	Prcnt	Code	Value and Description
16	0.3	16	Nonoccupant struck vehicle
3	0.1	17	Vehicle set in motion by nondriver
1	0.0	18	Date of accident and date of EMS notification were not the same day
80	1.5	19	Recent previous accident scene nearby.
11	0.2	20	Police pursuit involved
0	0.0	21	Within designated school zone
13	0.2	22	Speed Limit is a Satutory Limit as recorded or was determined as, This State's "Basic Rule"
15	0.3	99	Unknown

---

Variable 60	ACC RELATED FACTORS #2	Width: 2	Type: Numeric
		Dec: None	Miss: 99

---

## FACTORS AT ACCIDENT LEVEL - RESPONSE #2

N	Prcnt	Code	Value and Description
5196	99.3	0	None
3	0.1	3	Other construction created condition
			Special circumstances
3	0.1	14	Motor vehicle in transport struck by falling cargo, or something that was set in motion by a vehicle
3	0.1	15	Nonoccupant struck by falling cargo or something that came loose from or was set in motion by a vehicle
1	0.0	16	Nonoccupant struck vehicle
12	0.2	19	Recent previous accident scene nearby.
15	0.3	99	Unknown

---

Variable 61	ACC RELATED FACTORS #3	Width: 2	Type: Numeric
		Dec: None	Miss: 99

---

## FACTORS AT ACCIDENT LEVEL - RESPONSE #3

N	Prcnt	Code	Value and Description
5215	99.7	0	None
			Special circumstances
2	0.0	14	Motor vehicle in transport struck by falling cargo, or something that was set in motion by a vehicle
1	0.0	19	Recent previous accident scene nearby.

Variable 61:ACC RELATED FACTORS #3 (Continued)

N	Prcnt	Code	Value and Description
15	0.3	99	Unknown

Variable	71	LATITUDE	Width: 8	Type: Alphabetic
			Dec: None	Miss: None

THE GLOBAL POSITION - LATITUDE DD MM SS.SS (degrees/minutes/seconds)

N	Prcnt	Code	Value and Description
			Degrees (cols 1-2)
		17	- actual degrees
		71	
		88	Not available
		99	Unknown
			Minutes (Cols 3-4)
		00	- actual minutes
		59	
		88	Not available
		99	Unknown
			Seconds (Cols 5-8)
		0000	- actual seconds
		5999	
		8888	Not available
		9999	Unknown
5156	98.5	88888888	Not available
1	0.0	99999999	Unknown

Variable	72	LONGITUDE	Width: 9	Type: Alphabetic
			Dec: None	Miss: None

THE GLOBAL POSITION - LONGITUDE DDD MM SS.SS (degrees/minutes/seconds)

N	Prcnt	Code	Value and Description
			Degrees (cols 1-3)
		065	- actual degrees
		178	
		888	Not available
		999	Unknown

TRUCKS INVOLVED IN FATAL ACCIDENTS, 1999  
FARS ACCIDENT VARIABLES

## Variable 72:LONGITUDE (Continued)

N	Prcnt	Code	Value and Description
			Minutes (Cols 4-5)
		00	- actual minutes
		59	
		88	Not available
		99	Unknown
			Seconds (Cols 6-9)
		0000	- actual seconds
		5999	
		8888	Not available
		9999	Unknown
5156	98.5	8888888888	Not available
1	0.0	9999999999	Unknown

The VEHICLE Variables

Variables 104 through 164 describe the vehicle involved in the accident (i.e., the truck).

Variable 104	VEHICLE NUMBER	Width: 2	Type: Numeric
		Dec: None	Miss: 0

N	Prcnt	Code	Value and Description
2389	45.7	1	Vehicle #1
2405	46.0	2	Vehicle #2
313	6.0	3	Vehicle #3
73	1.4	4	Vehicle #4
26	0.5	5	Vehicle #5
6	0.1	6	Vehicle #6
4	0.1	7	Vehicle #7
4	0.1	8	Vehicle #8
3	0.1	9	Vehicle #9
1	0.0	10	Vehicle #10
1	0.0	11	Vehicle #11
4	0.1	12	Vehicle #12
1	0.0	13	Vehicle #13
1	0.0	16	Vehicle #16
1	0.0	17	Vehicle #17
1	0.0	21	Vehicle #21

Variable 107	NUMBER OF OCCUPANTS	Width: 2	Type: Numeric
		Dec: None	Miss: 99

N	Prcnt	Code	Value and Description
43	0.8	0	0 occupants
4377	83.6	1	1 occupant
687	13.1	2	2 occupants
87	1.7	3	3 occupants
19	0.4	4	4 occupants
9	0.2	5	5 occupants
4	0.1	6	6 occupants
2	0.0	7	7 occupants
1	0.0	16	16 occupants
1	0.0	22	22 occupants
0	0.0	97	Unknown - only injured reported
3	0.1	99	Unknown

TRUCKS INVOLVED IN FATAL ACCIDENTS, 1999  
FARS VEHICLE VARIABLES

Variable 108	VEHICLE MAKE	Width: 2	Type: Numeric
		Dec: None	Miss: 99

N	Prcnt	Code	Value and Description
4	0.1	3	AM General
107	2.0	7	Dodge
612	11.7	12	Ford
119	2.3	20	Chevrolet
164	3.1	23	GMC
2	0.0	35	Datsun/Nissan
48	0.9	38	Isuzu
1	0.0	42	Mercedes-Benz
186	3.6	51	Volvo
20	0.4	52	Mitsubishi
2	0.0	80	Brockway
2	0.0	81	Diamond-Reo
1075	20.5	82	Freightliner
2	0.0	83	FWD
877	16.8	84	International
588	11.2	85	Kenworth
515	9.8	86	Mack
486	9.3	87	Peterbilt
1	0.0	88	Iveco/Magirus
259	4.9	89	White/Autocar-White/GMC
132	2.5	98	Other make
31	0.6	99	Unknown

Variable 109	VEHICLE MAKE-MODEL	Width: 5	Type: Numeric
		Dec: None	Miss: 99999

N	Prcnt	Code	Value and Description
2	0.0	3884	AM General Med/Hvy Truck
2	0.0	3899	Am General Unk Med/Hvy Truck
1	0.0	7461	Dodge B-series Van
12	0.2	7481	Dodge D,W-series Pickup
91	1.7	7482	Dodge Ram Pickup
1	0.0	7881	Dodge med/hvy CBE
1	0.0	7884	Dodge med/hvy Unk engine location
1	0.0	7899	Dodge Unk med/hvy truck
41	0.8	12461	Ford E-series Van
1	0.0	12470	Ford Van derivative
1	0.0	12471	Ford Ranger
114	2.2	12481	Ford F-series Pickup
6	0.1	12498	Ford Other light truck
1	0.0	12499	Ford Unk light truck
402	7.7	12881	Ford Med/Hvy CBE
14	0.3	12882	Ford Med/Hvy COE low entry
7	0.1	12883	Ford Med/Hvy COE high entry
17	0.3	12884	Ford Med/Hvy Unk engine location
5	0.1	12899	Ford Unk Med/Hvy Truck
3	0.1	12999	Ford Unknown
1	0.0	20431	Chevrolet Suburban



TRUCKS INVOLVED IN FATAL ACCIDENTS, 1999  
 FARS VEHICLE VARIABLES

Variable 109:VEHICLE MAKE-MODEL (Continued)

N	Prcnt	Code	Value and Description
1	0.0	20461	Chevrolet G-series Van
6	0.1	20466	Chevrolet P-series Van
47	0.9	20481	Chevrolet C,K,R,V-series Pickup
2	0.0	20498	Chevrolet Other light truck
57	1.1	20881	Chevrolet Med/Hvy CBE
1	0.0	20884	Chevrolet Med/Hvy Unk engine location
2	0.0	20899	Chevrolet Unk med/hvy
2	0.0	20999	Chevrolet Unknown
6	0.1	23461	GMC G-series Van
3	0.1	23466	GMC P-series Van
22	0.4	23481	GMC C,K,R,V-series Pickup
2	0.0	23498	GMC Other light truck
100	1.9	23881	GMC Med/Hvy CBE
13	0.2	23882	GMC Med/Hvy COE low entry
4	0.1	23883	GMC Med/Hvy COE high entry
8	0.2	23884	GMC Med/Hvy Unk engine location
1	0.0	23890	GMC Med/Hvy COE Unk entry postion
3	0.1	23899	GMC Unk med/hvy trk
2	0.0	23999	GMC Unknown
2	0.0	35899	Nissan/Datsun Unk med/hvy truck
1	0.0	38499	Isuzu Unk light truck
2	0.0	38881	Isuzu Med/Hvy CBE
41	0.8	38882	Isuzu Med/Hvy COE low entry
4	0.1	38884	Isuzu Med/Hvy Unk Engine Location
1	0.0	42882	Mercedes Benz Med/Hvy COE low entry
149	2.8	51881	Volvo Med/Hvy CBE
9	0.2	51882	Volvo Med/Hvy COE low entry
2	0.0	51883	Volvo Med/Hvy COE high entry
21	0.4	51884	Volvo Med/Hvy Unk engine location
1	0.0	51898	Volvo Other med/hvy trk
4	0.1	51899	Volvo Unk med/hvy trk
19	0.4	52882	Mitsubishi Med/Hvy COE low entry
1	0.0	52899	Mitsubishi Unk med/hvy truck
2	0.0	80884	Brockway Med/Hvy Unk engine location
1	0.0	81881	Diamond Reo Med/Hvy CBE
1	0.0	81884	Diamond Reo Med/Hvy Unk engine location
921	17.6	82881	Freightliner Med/Hvy CBE
10	0.2	82882	Freightliner Med/Hvy COE low entry
91	1.7	82883	Freightliner Med/Hvy COE high entry
35	0.7	82884	Freightliner Med/Hvy Unk engine location
1	0.0	82890	Freightliner Med/Hvy COE Unk entry position
4	0.1	82898	Freightliner Other med/hvy trk
13	0.2	82899	Freightliner Unk med/hvy trk
1	0.0	83881	FWD Med/Hvy CBE
1	0.0	83898	FWD Other med/hvy trk
5	0.1	84498	International Other light trk
661	12.6	84881	International Med/Hvy CBE
6	0.1	84882	International Med/Hvy COE low entry
147	2.8	84883	International Med/Hvy COE high entry
48	0.9	84884	International Med/Hvy Unk engine location
1	0.0	84890	International Med/Hvy COE Unk entry position
2	0.0	84898	International Other med/hvy trk

TRUCKS INVOLVED IN FATAL ACCIDENTS, 1999  
FARS VEHICLE VARIABLES

## Variable 109:VEHICLE MAKE-MODEL (Continued)

N	Prcnt	Code	Value and Description
7	0.1	84899	International Unk med/hvy trk
497	9.5	85881	Kenworth Med/Hvy CBE
2	0.0	85882	Kenworth Med/Hvy COE low entry
28	0.5	85883	Kenworth Med/Hvy COE high entry
45	0.9	85884	Kenworth Med/Hvy Unk engine location
1	0.0	85890	Kenworth Med/Hvy COE Unk entry position
4	0.1	85898	Kenworth Other med/hvy trk
10	0.2	85899	Kenworth Unk med/hvy trk
1	0.0	85999	Kenworth Unknown
420	8.0	86881	Mack Med/Hvy CBE
43	0.8	86882	Mack Med/Hvy COE low entry
9	0.2	86883	Mack Med/Hvy COE high entry
27	0.5	86884	Mack Med/Hvy Unk engine location
1	0.0	86890	Mack Med/Hvy COE Unk entry position
2	0.0	86898	Mack Other med/hvy trk
13	0.2	86899	Mack Unk med/hvy trk
418	8.0	87881	Peterbilt Med/Hvy CBE
6	0.1	87882	Peterbilt Med/Hvy COE low entry
17	0.3	87883	Peterbilt Med/Hvy COE high entry
30	0.6	87884	Peterbilt Med/Hvy Unk engine location
2	0.0	87890	Peterbilt Med/Hvy COE Unk entry position
13	0.2	87899	Peterbilt Unk med/hvy trk
1	0.0	88999	Iveco/Magirus Unknown
213	4.1	89881	White/Autocar-White/GMC Med/Hvy CBE
17	0.3	89882	White/Autocar-White/GMC Med/Hvy COE low entry
16	0.3	89883	White/Autocar-White/GMC Med/Hvy COE High entry
8	0.2	89884	White/Autocar-White/GMC Med/Hvy Unk engine location
1	0.0	89890	White/Autocar-White/GMC Med/Hvy COE Unk entry position
4	0.1	89899	White/Autocar-White/GMC Unk med/hvy trk
1	0.0	98498	Other Make Other Light Truck
3	0.1	98802	Other Make AUTO-UNION-DKW
56	1.1	98804	Other Make WESTERN STAR
6	0.1	98805	Other Make OSHKOSH
6	0.1	98806	Other Make HINO
1	0.0	98807	Other Make SCANIA
16	0.3	98808	Other Make UD
1	0.0	98809	
10	0.2	98881	Other Make Med/Hvy CBE
1	0.0	98882	Other Make Med/Hvy COE low entry
1	0.0	98883	Other Make Med/Hvy COE high entry
23	0.4	98884	Other Make Med/Hvy Unk engine location
6	0.1	98898	Other Make Other med/hvy trk
1	0.0	98899	Unknown med/hvy trk
1	0.0	99804	
1	0.0	99881	Unknown Make Med/Hvy CBE
9	0.2	99884	Unknown Make Med/Hvy Unk engine location
2	0.0	99898	Unknown Make Other med/hvy trk
13	0.2	99899	Unknown Make med/hvy trk
5	0.1	99999	Unknown Make Unknown Vehicle

TRUCKS INVOLVED IN FATAL ACCIDENTS, 1999  
 FARS VEHICLE VARIABLES

Variable 110	BODY TYPE		Width: 2	Type: Numeric
			Dec: None	Miss: 99
N	Prcnt	Code Value and Description		
2	0.0	14	Compact Utility	
9	0.2	15	Large Utility	
3	0.1	16	Utility Station Wagon	
		Van Based Light Truck, GVWR < 10,000 lbs.		
17	0.3	21	Large Van (excludes moving van)	
32	0.6	22	Step Van or walk-in van	
6	0.1	28	Other Van type	
3	0.1	29	Unknown Van type	
		Light Truck, GVWR < 10,000 lbs.		
2	0.0	30	Compact Pickup (GVWR < 4,500 lbs.)	
258	4.9	31	Standard Pickup (GVWR 4,500 to 10,000 lbs.)	
2	0.0	39	Unknown Pickup type	
		Other Light Truck, GVWR 10,000 lbs.		
27	0.5	40	Cab chassis Based	
2	0.0	41	Truck Based Panel	
3	0.1	48	Unknown Light Conventional type (not pickup)	
1	0.0	49	Unknown Light Vehicle type	
		Heavy/Medium Truck, GVWR > 10,000 lbs.		
34	0.6	60	Step Van	
144	2.8	61	Single Unit Truck low GVWR (10,000 lbs < GVWR < or = 19,500 lbs.)	
202	3.9	62	Single Unit Truck medium GVWR (19,500 lbs. < GVWR < or = 26,000 lbs)	
885	16.9	63	Single Unit Truck high GVWR (GVWR > 26,000 lbs.)	
73	1.4	64	Single Unit Truck unknown GVWR	
3483	66.6	66	Truck/Tractor (cab only, or w/ any number of trailing units; any weight)	
5	0.1	71	Unknown if Single Unit or Combination Unit Med Trk (10,000 < GVWR < 26,000 lbs.)	
2	0.0	72	Unknown if Single Unit or Combination Unit Hvy Trk (GVWR > 26,000 lbs.)	
30	0.6	78	Unknown Med/Hvy truck type	
2	0.0	79	Unknown Truck type (light/med/hvy)	
6	0.1	99	Unknown Body Type	

TRUCKS INVOLVED IN FATAL ACCIDENTS, 1999  
FARS VEHICLE VARIABLES

Variable 111	MODEL YEAR	Width: 4	Type: Numeric
		Dec: None	Miss: 9999

N	Prcnt	Code	Value and Description
0	0.0	1951	1951
		-	Actual model year
42	0.8	1981	1981
37	0.7	1982	1982
45	0.9	1983	1983
101	1.9	1984	1984
142	2.7	1985	1985
120	2.3	1986	1986
129	2.5	1987	1987
189	3.6	1988	1988
183	3.5	1989	1989
194	3.7	1990	1990
168	3.2	1991	1991
194	3.7	1992	1992
324	6.2	1993	1993
409	7.8	1994	1994
531	10.1	1995	1995
423	8.1	1996	1996
447	8.5	1997	1997
535	10.2	1998	1998
606	11.6	1999	1999
116	2.2	2000	2000
29	0.6	9999	Unknown

Variable 112	VIN	Width: 12	Type: Alphabetic
		Dec: None	Miss: None

VEHICLE ID NUMBER - 1ST 12 POSITIONS

Variable 123	REGISTRATION STATE	Width: 2	Type: Numeric
		Dec: None	Miss: 99

N	Prcnt	Code	Value and Description
7	0.1	0	Not applicable
57	1.1	1	Alabama
7	0.1	2	Alaska
38	0.7	4	Arizona
52	1.0	5	Arkansas
242	4.6	6	California
39	0.7	8	Colorado
9	0.2	9	Connecticut
11	0.2	10	Delaware
1	0.0	11	District of Columbia
331	6.3	12	Florida
126	2.4	13	Georgia
3	0.1	15	Hawaii

TRUCKS INVOLVED IN FATAL ACCIDENTS, 1999  
FARS VEHICLE VARIABLES

Variable 123:REGISTRATION STATE (Continued)

N	Prcnt	Code	Value and Description
33	0.6	16	Idaho
133	2.5	17	Illinois
174	3.3	18	Indiana
46	0.9	19	Iowa
37	0.7	20	Kansas
53	1.0	21	Kentucky
89	1.7	22	Louisiana
19	0.4	23	Maine
65	1.2	24	Maryland
29	0.6	25	Massachusetts
88	1.7	26	Michigan
86	1.6	27	Minnesota
83	1.6	28	Mississippi
69	1.3	29	Missouri
11	0.2	30	Montana
46	0.9	31	Nebraska
21	0.4	32	Nevada
16	0.3	33	New Hampshire
85	1.6	34	New Jersey
17	0.3	35	New Mexico
126	2.4	36	New York
148	2.8	37	North Carolina
25	0.5	38	North Dakota
184	3.5	39	Ohio
236	4.5	40	Oklahoma
36	0.7	41	Oregon
168	3.2	42	Pennsylvania
0	0.0	43	Puerto Rico
2	0.0	44	Rhode Island
59	1.1	45	South Carolina
21	0.4	46	South Dakota
89	1.7	47	Tennessee
278	5.3	48	Texas
47	0.9	49	Utah
12	0.2	50	Vermont
70	1.3	51	Virginia
46	0.9	53	Washington
37	0.7	54	West Virginia
78	1.5	55	Wisconsin
12	0.2	56	Wyoming
131	2.5	92	No registration
1162	22.2	93	Multiple state registration - in state
0	0.0	94	Multiple state registration - out-of-state
9	0.2	95	U.S. government tags
5	0.1	96	Military vehicle
47	0.9	97	Foreign country
4	0.1	98	Other registration
78	1.5	99	Unknown

TRUCKS INVOLVED IN FATAL ACCIDENTS, 1999  
FARS VEHICLE VARIABLES

---

Variable 124	<u>REGISTERED VEHICLE OWNER</u>	Width: 1	Type: Numeric
		Dec: None	Miss: 9

---

N	Prcnt	Code	Value and Description
138	2.6	0	N/A, Vehicle Not Registered
500	9.6	1	Driver was Registered Owner
398	7.6	2	Driver Not Registered Owner (other private owner listed)
3998	76.4	3	Vehicle registered as Business/Company/Government vehicle
81	1.5	4	Vehicle registered as Rental vehicle
2	0.0	5	Vehicle was Stolen (reported by police)
26	0.5	6	Driverless Vehicle
90	1.7	9	Unknown

---

Variable 125	<u>ROLLOVER</u>	Width: 1	Type: Numeric
		Dec: None	Miss: 9

---

N	Prcnt	Code	Value and Description
4541	86.8	0	No rollover
202	3.9	1	First event
490	9.4	2	Subsequent event

---

Variable 126	<u>JACKKNIFE</u>	Width: 1	Type: Numeric
		Dec: None	Miss: 9

---

Identifies the loss of control of a truck in motion where the trailer yaws more than 15 degrees from its normal straight line path behind the cab.

N	Prcnt	Code	Value and Description
1865	35.6	0	Not an articulated vehicle
3087	59.0	1	No
71	1.4	2	First event
210	4.0	3	Subsequent event

---

Variable 127	<u>TRAVEL SPEED</u>	Width: 2	Type: Numeric
		Dec: None	Miss: 99

---

N	Prcnt	Code	Value and Description
253	4.8	0	Stopped vehicle
3	0.1	1	
		-	Actual miles per hour
2	0.0	90	
1	0.0	91	91 mph or greater
2642	50.5	99	Unknown

TRUCKS INVOLVED IN FATAL ACCIDENTS, 1999  
 FARS VEHICLE VARIABLES

Variable 128      HAZARDOUS CARGO      Width: 1      Type: Numeric  
 Dec:    None      Miss: 9

N	Prcnt	Code	Value and Description
4909	93.8	0	No
170	3.2	1	Yes, Placarded
15	0.3	2	Yes, Not Placarded
29	0.6	3	Yes, Unknown if Placarded
110	2.1	9	Unknown

Variable 129      VEHICLE TRAILERING      Width: 1      Type: Numeric  
 Dec:    None      Miss: 9

Trailing unit applies to any device connected to a motor vehicle by a hitch, including tractor-trailer combinations, boat hitched onto a motor vehicle, etc. This does not include towed vehicles, such as a tow truck pulling a vehicle.

N	Prcnt	Code	Value and Description
1584	30.3	0	No
3465	66.2	1	Yes, one trailing unit
134	2.6	2	Yes, two trailing units
11	0.2	3	Yes, three or more trailing units
12	0.2	4	Yes, number of trailing units unknown
27	0.5	9	Unknown

Variable 130      VEHICLE CONFIGURATION      Width: 1      Type: Numeric  
 Dec:    None      Miss: 9

N	Prcnt	Code	Value and Description
361	6.9	0	Not Applicable, not a med/heavy truck or bus
552	10.5	1	Single Unit Truck (SUT): 2 axles, 6 tires
511	9.8	2	SUT: 3 or more axles
209	4.0	3	SUT: Unk axles and tires
76	1.5	4	Truck/Trailer(s)
90	1.7	5	Truck Tractor (bobtail)
3328	63.6	6	Tractor/Semitrailer
94	1.8	7	Medium/Heavy Truck, cannot classify
12	0.2	9	Unknown if light or med/heavy truck or bus

Variable 131      NUMBER OF AXLES      Width: 2      Type: Numeric  
 Dec:    None      Miss: 99

N	Prcnt	Code	Value and Description
374	7.1	0	Not Applicable, not a med/heavy truck or bus
568	10.9	2	2 axles

TRUCKS INVOLVED IN FATAL ACCIDENTS, 1999  
FARS VEHICLE VARIABLES

## Variable 131:NUMBER OF AXLES (Continued)

N	Prcnt	Code	Value and Description
547	10.5	3	3 axles
270	5.2	4	4 axles
2593	49.6	5	5 axles
161	3.1	6	6 axles
53	1.0	7	7 axles
20	0.4	8	8 axles
6	0.1	9	9 axles
5	0.1	10	10 axles
13	0.2	11	11 axles
2	0.0	12	12 axles
1	0.0	15	15 axles
608	11.6	98	Medium/Heavy Truck or Bus, no. of axles unk
12	0.2	99	Unknown if light or med/heavy truck or bus

---

Variable 132	CARGO BODY TYPE	Width: 2	Type: Numeric
		Dec: None	Miss: 99

N	Prcnt	Code	Value and Description
364	7.0	0	Not Applicable, not a med/heavy truck or bus
2137	40.8	1	Van/Enclosed Box
378	7.2	2	Cargo Tank
688	13.1	3	Flatbed
534	10.2	4	Dump
48	0.9	5	Concrete Mixer
28	0.5	6	Auto Transporter
110	2.1	7	Garbage/Refuse
507	9.7	97	Medium/Heavy Truck, Oth Cargo Body Type
425	8.1	98	Medium/Heavy Truck, Unk Cargo Body Type
14	0.3	99	Unknown if light or med/heavy truck or bus

---

Variable 133	SPECIAL USE	Width: 1	Type: Numeric
		Dec: None	Miss: 9

Indicates that the vehicle was used for a function other than the primary function for which it was designed.

N	Prcnt	Code	Value and Description
5229	99.9	0	No special use
0	0.0	1	Taxi
0	0.0	2	Vehicle used as school bus
0	0.0	3	Vehicle used as other bus
2	0.0	4	Military
0	0.0	5	Police
0	0.0	6	Ambulance
0	0.0	7	Firetruck
2	0.0	9	Unknown



TRUCKS INVOLVED IN FATAL ACCIDENTS, 1999  
FARS VEHICLE VARIABLES

---

Variable 134      EMERGENCY USE      Width: 1      Type: Numeric  
Dec:    None      Miss: None

---

Refers to a vehicle traveling with physical emergency signals in use, such as red light blinking, siren sounding, etc.

N	Prcnt	Code	Value and Description
5226	99.9	0	No
7	0.1	1	Yes

---

Variable 135      IMPACT POINT - INITIAL      Width: 2      Type: Numeric  
Dec:    None      Miss: 99

---

N	Prcnt	Code	Value and Description
144	2.8	0	Noncollision
273	5.2	1	1 o'clock
85	1.6	2	2 o'clock
132	2.5	3	3 o'clock
79	1.5	4	4 o'clock
77	1.5	5	5 o'clock
540	10.3	6	6 o'clock
155	3.0	7	7 o'clock
148	2.8	8	8 o'clock
194	3.7	9	9 o'clock
147	2.8	10	10 o'clock
432	8.3	11	11 o'clock
2644	50.5	12	12 o'clock
13	0.2	13	Top
98	1.9	14	Undercarriage
72	1.4	99	Unknown

---

Variable 136      IMPACT POINT - PRINCIPAL      Width: 2      Type: Numeric  
Dec:    None      Miss: 99

---

N	Prcnt	Code	Value and Description
144	2.8	0	Noncollision
245	4.7	1	1 o'clock
96	1.8	2	2 o'clock
147	2.8	3	3 o'clock
77	1.5	4	4 o'clock
78	1.5	5	5 o'clock
523	10.0	6	6 o'clock
172	3.3	7	7 o'clock
150	2.9	8	8 o'clock
208	4.0	9	9 o'clock
153	2.9	10	10 o'clock
407	7.8	11	11 o'clock
2556	48.8	12	12 o'clock
41	0.8	13	Top

TRUCKS INVOLVED IN FATAL ACCIDENTS, 1999  
FARS VEHICLE VARIABLES

## Variable 136: IMPACT POINT - PRINCIPAL (Continued)

N	Prcnt	Code	Value and Description
155	3.0	14	Undercarriage
81	1.5	99	Unknown

---

Variable 137	EXTENT OF DEFORMATION	Width: 1	Type: Numeric
		Dec: None	Miss: 9

N	Prcnt	Code	Value and Description
266	5.1	0	None
738	14.1	2	Other (minor)
1281	24.5	4	Functional (moderate)
2861	54.7	6	Disabling (severe)
87	1.7	9	Unknown

---

Variable 138	VEHICLE ROLE	Width: 1	Type: Numeric
		Dec: None	Miss: 9

N	Prcnt	Code	Value and Description
144	2.8	0	Noncollision
3533	67.5	1	Striking
1416	27.1	2	Struck
137	2.6	3	Both
3	0.1	9	Unknown

---

Variable 139	MANNER OF LEAVING SCENE	Width: 1	Type: Numeric
		Dec: None	Miss: 9

N	Prcnt	Code	Value and Description
1216	23.2	1	Driven
3920	74.9	2	Towed away
13	0.2	3	Abandoned/Left at Scene
84	1.6	9	Unknown

---

Variable 140	FIRE OCCURRENCE	Width: 1	Type: Numeric
		Dec: None	Miss: None

N	Prcnt	Code	Value and Description
4957	94.7	0	No fire
276	5.3	1	Fire occurred in vehicle during accident

TRUCKS INVOLVED IN FATAL ACCIDENTS, 1999  
FARS VEHICLE VARIABLES

Variable 142      VEHICLE MANEUVER      Width: 2      Type: Numeric  
Dec:    None      Miss: 99

N	Prcnt	Code	Value and Description
3627	69.3	1	Going straight
121	2.3	2	Slowing or stopping in traffic lane
65	1.2	3	Starting in traffic lane
279	5.3	4	Stopped in traffic lane
57	1.1	5	Passing or overtaking another vehicle
13	0.2	6	Leaving a parked position
4	0.1	7	Parked
1	0.0	8	Entering a parked position
158	3.0	9	Maneuvering to avoid an animal, pedestrian, object, another vehicle, etc.
5	0.1	10	Turning right: Right Turn On Red (RTOR) permitted
0	0.0	11	Turning right: RTOR not permitted
69	1.3	12	Turning right: RTOR not known if permitted or n/a
198	3.8	13	Turning left
21	0.4	14	Making a U-turn
56	1.1	15	Backing up (other than for parking purposes)
75	1.4	16	Changing lanes or merging
455	8.7	17	Negotiating a curve
23	0.4	98	Other
6	0.1	99	Unknown

Variable 143      CRASH AVOIDANCE MANUEVER      Width: 1      Type: Numeric  
Dec:    None      Miss: None

N	Prcnt	Code	Value and Description
1713	32.7	0	No Avoidance Maneuver Reported
446	8.5	1	Braking (skidmarks evident)
82	1.6	2	Braking (no skidmarks; driver stated)
113	2.2	3	Braking (other reported evidence)
465	8.9	4	Steering (evidence or stated)
478	9.1	5	Steer & Braking (evidence or stated)
37	0.7	6	Other Avoidance Maneuver
1899	36.3	8	Not Reported (by Police)

Variable 144      MOST HARMFUL EVENT      Width: 2      Type: Numeric  
Dec:    None      Miss: 99

MOST HARMFUL EVENT

N	Prcnt	Code	Value and Description
341	6.5	1	Overturn
60	1.1	2	Fire/explosion
3	0.1	3	Immersion
0	0.0	4	Gas inhalation
14	0.3	5	Fell from vehicle

TRUCKS INVOLVED IN FATAL ACCIDENTS, 1999  
FARS VEHICLE VARIABLES

## Variable 144: MOST HARMFUL EVENT (Continued)

N	Prcnt	Code	Value and Description
2	0.0	6	Injured in vehicle
3	0.1	7	Other noncollision
339	6.5	8	Pedestrian
69	1.3	9	Pedalcycle
17	0.3	10	Railway train
0	0.0	11	Animal
4072	77.8	12	Motor vehicle in transport
80	1.5	13	Motor vehicle in transport in other roadway
18	0.3	14	Parked motor vehicle
7	0.1	15	Other type nonmotorist
4	0.1	16	Thrown or falling object
0	0.0	17	Boulder
4	0.1	18	Other object (not fixed)
1	0.0	19	Building
0	0.0	20	Impact attenuator/crash cushion
23	0.4	21	Bridge pier or abutment
4	0.1	22	Bridge parapet end
2	0.0	23	Bridge rail
25	0.5	24	Guardrail
5	0.1	25	Concrete traffic barrier
1	0.0	26	Other longitudinal barrier type
6	0.1	27	Highway/traffic sign post
2	0.0	28	Overhead sign support
3	0.1	29	Luminaire/light support
10	0.2	30	Utility pole
0	0.0	31	Other post, pole or supports
5	0.1	32	Culvert
0	0.0	33	Curb
10	0.2	34	Ditch
9	0.2	35	Embankment - earth
3	0.1	36	Embankment - rock, stone or concrete
10	0.2	37	Embankment - material type unknown
5	0.1	38	Fence
1	0.0	39	Wall
0	0.0	40	Fire hydrant
0	0.0	41	Shrubbery
54	1.0	42	Tree
6	0.1	43	Other fixed object
0	0.0	44	Pavement surface irregularity (pothole, grooved, grates)
5	0.1	45	Transport device used as equipment
0	0.0	46	Traffic signal support
6	0.1	47	Vehicle Occupant Struck or Run Over by Own Vehicle
0	0.0	48	Collision With Snow Bank
3	0.1	49	Ridden Animal or Animal drawn conveyance
1	0.0	99	Unknown

The following list shows the code values given above grouped by collision type.

Noncollision Event  
1 Overturn

Variable 144:MOST HARMFUL EVENT (Continued)

N Prcnt	Code Value and Description
	2 Fire/explosion
	3 Immersion
	4 Gas inhalation
	5 Fell from vehicle
	6 Injured in vehicle
	7 Other noncollision
	16 Thrown or falling object
	44 Pavement surface irregularity (pothole, grooved, grates)
	47 Vehicle Occupant Struck or Run Over by Own Vehicle
	Collision With Object Not Fixed
	8 Pedestrian
	9 Pedalcycle
	10 Railway train
	11 Animal
	12 Motor vehicle in transport
	13 Motor vehicle in transport in other roadway
	14 Parked motor vehicle
	15 Other type nonmotorist
	18 Other object (not fixed)
	45 Transport device used as equipment
	Collision With Fixed Object
	17 Boulder
	19 Building
	20 Impact attenuator/crash cushion
	21 Bridge pier or abutment
	22 Bridge parapet end
	23 Bridge rail
	24 Guardrail
	25 Concrete traffic barrier
	26 Other longitudinal barrier type
	27 Highway/traffic sign post
	28 Overhead sign support
	29 Luminaire/light support
	30 Utility pole
	31 Other post, pole or supports
	32 Culvert
	33 Curb
	34 Ditch
	35 Embankment - earth
	36 Embankment - rock, stone or concrete
	37 Embankment - material type unknown
	38 Fence
	39 Wall
	40 Fire hydrant
	41 Shrubbery
	42 Tree
	43 Other fixed object
	46 Traffic signal support
	48 Collision With Snow Bank

TRUCKS INVOLVED IN FATAL ACCIDENTS, 1999  
FARS VEHICLE VARIABLES

---

<u>Variable 145</u>	<u>NUMBER OF DEATHS IN VEH</u>	Width: 2	Type: Numeric
		Dec: None	Miss: None

---

NUMBER OF DEATHS IN VEHICLE

N	Prcnt	Code	Value and Description
4442	84.9	0	0 deaths
749	14.3	1	1 death
40	0.8	2	2 deaths
1	0.0	3	3 deaths
1	0.0	4	4 deaths

---

<u>Variable 151</u>	<u>VIN TRUCK FUEL CODE</u>	Width: 1	Type: Numeric
		Dec: None	Miss: 8

---

N	Prcnt	Code	Value and Description
0	0.0	1	(E) Electric operated
222	4.2	2	(G) Gas
4500	86.0	3	(D) Diesel
0	0.0	4	(P) Propane
1	0.0	7	(*) Not available from VIN
0	0.0	8	(b) Unknown
510	9.7	9	(9) No VIN information

---

<u>Variable 152</u>	<u>VIN TRUCK WEIGHT CODE</u>	Width: 1	Type: Numeric
		Dec: None	Miss: 9

---

N	Prcnt	Code	Value and Description
7	0.1	0	Value not returned
0	0.0	1	6,000 lbs. or less
0	0.0	2	6,001 - 10,000 lbs.
347	6.6	3	10,001 - 14,000 lbs.
142	2.7	4	14,001 - 16,000 lbs.
36	0.7	5	16,001 - 19,500 lbs.
215	4.1	6	19,501 - 26,000 lbs.
434	8.3	7	26,001 - 33,000 lbs.
3560	68.0	8	33,001 lbs. or more
492	9.4	9	Value not coded

---

<u>Variable 153</u>	<u>VIN TRUCK SERIES</u>	Width: 3	Type: Alphabetic
		Dec: None	Miss: None

---

TRUCKS INVOLVED IN FATAL ACCIDENTS, 1999  
 FARS VEHICLE VARIABLES

Variable 155	LENGTH OF VIN	Width: 2	Type: Numeric
		Dec: None	Miss: 99

N	Prcnt	Code	Value and Description
32	0.6	0	
9	0.2	5	
		-	Actual length
4927	94.2	17	
4	0.1	99	Unknown VIN length

Variables 156 through 161 are added by UMTRI to indicate the number of persons in the vehicle with injury severities of level zero through five, respectively, for occupant variable V329 (INJURY SEVERITY).

Variable 156	NUMBER UNINJURED IN VEH	Width: 2	Type: Numeric
		Dec: None	Miss: None

NO. UNINJURED IN VEHICLE

N	Prcnt	Code	Value and Description
2156	41.2	0	0 uninjured
2688	51.4	1	1 uninjured
340	6.5	2	2 uninjured
39	0.7	3	3 uninjured
6	0.1	4	4 uninjured
3	0.1	5	5 uninjured

Variable 157	NUMBER C-INJURED IN VEH	Width: 2	Type: Numeric
		Dec: None	Miss: None

NO. C-INJURED IN VEHICLE

N	Prcnt	Code	Value and Description
4569	87.3	0	0 C-injured
617	11.8	1	1 C-injured
37	0.7	2	2 C-injured
6	0.1	3	3 C-injured
3	0.1	4	4 C-injured
1	0.0	5	5 C-injured

TRUCKS INVOLVED IN FATAL ACCIDENTS, 1999  
FARS VEHICLE VARIABLES

Variable 158	NUMBER B-INJURED IN VEH	Width: 2	Type: Numeric
		Dec: None	Miss: None

## NO. B-INJURED IN VEHICLE

N	Prcnt	Code	Value and Description
4626	88.4	0	0 B-injured
559	10.7	1	1 B-injured
45	0.9	2	2 B-injured
2	0.0	4	4 B-injured

Variable 159	NUMBER A-INJURED IN VEH	Width: 2	Type: Numeric
		Dec: None	Miss: None

## NO. A-INJURED IN VEHICLE

N	Prcnt	Code	Value and Description
4898	93.6	0	0 A-injured
295	5.6	1	1 A-injured
29	0.6	2	2 A-injured
5	0.1	3	3 A-injured
3	0.1	4	4 A-injured
1	0.0	5	5 A-injured
1	0.0	8	8 A-injured
1	0.0	10	10 A-injured

Variable 160	NUMBER K-INJURED IN VEH	Width: 2	Type: Numeric
		Dec: None	Miss: None

## NO. K-INJURED IN VEHICLE

N	Prcnt	Code	Value and Description
4442	84.9	0	0 killed
749	14.3	1	1 killed
40	0.8	2	2 killed
1	0.0	3	3 killed
1	0.0	4	4 killed

Variable 161	NUM UNK INJURED IN VEH	Width: 2	Type: Numeric
		Dec: None	Miss: None

## NO. UNK INJURED IN VEHICLE

N	Prcnt	Code	Value and Description
5225	99.8	0	0 unknown injured
8	0.2	1	1 unknown injured



TRUCKS INVOLVED IN FATAL ACCIDENTS, 1999  
 FARS VEHICLE VARIABLES

Variable 162	VEH RELATED FACTORS #1	Width: 2	Type: Numeric
		Dec: None	Miss: 99

RELATED FACTORS AT VEHICLE LEVEL - RESPONSE #1

N	Prcnt	Code	Value and Description
4802	91.8	0	None
Vehicle Condition(s) Noted:			
50	1.0	1	Tires
122	2.3	2	Brake system
5	0.1	3	Steering system - tie-rod, kingpin, ball-joint, etc.
4	0.1	4	Suspension - springs, shock-absorbers, MacPherson-struts, axle bearing, control-arm, etc.
2	0.0	5	Power train - universal-joint, drive-shaft, transmission, etc.
1	0.0	6	Exhaust system
3	0.1	7	Headlights
3	0.1	8	Signal lights
6	0.1	9	Other lights
1	0.0	10	Horn
0	0.0	11	Mirrors
0	0.0	12	Wipers
0	0.0	13	Driver seating and control
4	0.1	14	Body, doors, hood, other
5	0.1	15	Trailer hitch
1	0.0	16	Wheels
0	0.0	17	Airbags
11	0.2	18	Other vehicle defects
Special Vehicle Flags:			
51	1.0	31	Hit-and-run vehicle
0	0.0	32	Vehicle registration for handicapped
0	0.0	33	Vehicle being pushed by nonmotorist
16	0.3	34	Vehicle impact point - the result of something set-in-motion
1	0.0	35	Reconstructed vehicles
0	0.0	36	Electric/Alternative fuel vehicles
145	2.8	99	Unknown

Variable 163	VEH RELATED FACTORS #2	Width: 2	Type: Numeric
		Dec: None	Miss: 99

RELATED FACTORS AT VEHICLE LEVEL - RESPONSE #2

N	Prcnt	Code	Value and Description
5043	96.4	0	None
Vehicle Condition(s) Noted:			
3	0.1	1	Tires
11	0.2	2	Brake system
3	0.1	3	Steering system - tie-rod, kingpin, ball-joint, etc.

TRUCKS INVOLVED IN FATAL ACCIDENTS, 1999  
FARS VEHICLE VARIABLES

## Variable 163:VEH RELATED FACTORS #2 (Continued)

N	Prcnt	Code	Value and Description
3	0.1	4	Suspension - springs, shock-absorbers, MacPherson-struts, axle bearing, control-arm, etc.
2	0.0	5	Power train - universal-joint, drive-shaft, transmission, etc.
1	0.0	6	Exhaust system
2	0.0	7	Headlights
3	0.1	8	Signal lights
4	0.1	9	Other lights
1	0.0	10	Horn
2	0.0	15	Trailer hitch
2	0.0	16	Wheels
5	0.1	18	Other vehicle defects
Special Vehicle Flags:			
3	0.1	34	Vehicle impact point - the result of something set-in-motion
145	2.8	99	Unknown

---

Variable 164	UNDERRIDE/OVERRIDE	Width: 1	Type: Numeric
		Dec: None	Miss: 9

---

N	Prcnt	Code	Value and Description
5115	97.7	0	No Underride or Override
With Motor Vehicle in Transport			
2	0.0	1	Underride, Compartment Intrusion
0	0.0	2	Underride, No Compartment Intrusion
0	0.0	3	Underride, Compartment Intrusion Unknown
With Other Vehicle			
0	0.0	4	Underride, Compartment Intrusion
0	0.0	5	Underride, No Compartment Intrusion
0	0.0	6	Underride, Compartment Intrusion Unknown
103	2.0	7	Override, Motor Vehicle in Transport
2	0.0	8	Override, Other Vehicle
11	0.2	9	Unknown if Underride or Override

TRUCKS INVOLVED IN FATAL ACCIDENTS, 1999  
 FARS VEHICLE VARIABLES

Variable 170	MOTOR CARRIER ID NUMBER	Width: 11	Type: Alphabetic
		Dec: None	Miss: None

N	Prcnt	Code	Value and Description
			Issuing Authority (cols 1-2)
390	7.5	00	Not applicable
0	0.0	01	
			- FARS State Code
1	0.0	56	
1985	37.9	57	US DOT
923	17.6	58	ICC
796	15.2	88	None
1	0.0	89	
2	0.0	95	Canada
2	0.0	97	
671	12.8	99	Unknown
			Identification Number (cols 3-11)
		000000000	Not applicable
		888888888	None
		999999999	Unknown

TRUCKS INVOLVED IN FATAL ACCIDENTS, 1999  
FARS VEHICLE VARIABLES

The DRIVER Variables

Variables 207 through 233 describe the driver of the truck involved in the accident.

Variable 207	DRIVER PRESENCE	Width: 1	Type: Numeric
		Dec: None	Miss: 9

N	Prcnt	Code	Value and Description
5170	98.8	1	Driver operated vehicle
50	1.0	2	Driverless
13	0.2	3	Driver left scene
0	0.0	9	Unknown

Variable 208	DRIVER DRINKING	Width: 1	Type: Numeric
		Dec: None	Miss: 9

N	Prcnt	Code	Value and Description
5118	97.8	0	No drinking reported
115	2.2	1	Drinking reported
0	0.0	8	Not reported
0	0.0	9	Unknown

Variable 209	LICENSE STATE	Width: 2	Type: Numeric
		Dec: None	Miss: 99

N	Prcnt	Code	Value and Description
136	2.6	1	Alabama
7	0.1	2	Alaska
85	1.6	4	Arizona
109	2.1	5	Arkansas
342	6.5	6	California
67	1.3	8	Colorado
18	0.3	9	Connecticut
10	0.2	10	Delaware
1	0.0	11	District of Columbia
369	7.1	12	Florida
231	4.4	13	Georgia
3	0.1	15	Hawaii
24	0.5	16	Idaho
200	3.8	17	Illinois
150	2.9	18	Indiana
98	1.9	19	Iowa
81	1.5	20	Kansas
94	1.8	21	Kentucky
125	2.4	22	Louisiana
22	0.4	23	Maine

TRUCKS INVOLVED IN FATAL ACCIDENTS, 1999  
FARS DRIVER VARIABLES

## Variable 209: LICENSE STATE (Continued)

N	Prcnt	Code	Value and Description
71	1.4	24	Maryland
33	0.6	25	Massachusetts
137	2.6	26	Michigan
88	1.7	27	Minnesota
130	2.5	28	Mississippi
148	2.8	29	Missouri
15	0.3	30	Montana
49	0.9	31	Nebraska
32	0.6	32	Nevada
16	0.3	33	New Hampshire
65	1.2	34	New Jersey
37	0.7	35	New Mexico
142	2.7	36	New York
218	4.2	37	North Carolina
22	0.4	38	North Dakota
214	4.1	39	Ohio
113	2.2	40	Oklahoma
55	1.1	41	Oregon
198	3.8	42	Pennsylvania
8	0.2	44	Rhode Island
111	2.1	45	South Carolina
22	0.4	46	South Dakota
171	3.3	47	Tennessee
442	8.4	48	Texas
28	0.5	49	Utah
9	0.2	50	Vermont
95	1.8	51	Virginia
68	1.3	53	Washington
55	1.1	54	West Virginia
100	1.9	55	Wisconsin
15	0.3	56	Wyoming
1	0.0	94	Military
51	1.0	95	Canada
3	0.1	96	Mexico
9	0.2	97	Other foreign country
90	1.7	99	Unknown

Variable 210	NON-CDL LICENSE STATUS	Width: 1	Type: Numeric
		Dec: None	Miss: 9

## NON-CDL LICENSE STATUS, REGARDLESS OF VEH. DRIVEN

N	Prcnt	Code	Value and Description
			No valid license
14	0.3	0	Not licensed
67	1.3	1	Suspended
10	0.2	2	Revoked
18	0.3	3	Expired

Variable 210:NON-CDL LICENSE STATUS (Continued)

N	Prcnt	Code	Value and Description
1	0.0	4	Cancelled or denied
			Valid license
4943	94.5	6	Valid
1	0.0	7	Learner's permit
0	0.0	8	Temporary
179	3.4	9	Unknown

---

Variable 211	LICENSE CLASS COMPLIANCE	Width: 1	Type: Numeric
		Dec: None	Miss: 9

---

LICENSE COMPLIANCE (FOR THIS CLASS VEHICLE)

N	Prcnt	Code	Value and Description
13	0.2	0	Not licensed
3	0.1	1	No license required for this class vehicle
179	3.4	2	No valid license for this class vehicle
4839	92.5	3	Valid license for this class vehicle
12	0.2	8	Unknown if CDL and/or CDL endorsement required for this vehicle
187	3.6	9	Unknown

---

Variable 212	CDL LICENSE STATUS	Width: 1	Type: Numeric
		Dec: None	Miss: 9

---

COMMERCIAL MOTOR VEHICLE LICENSE STATUS

N	Prcnt	Code	Value and Description
619	11.8	0	No CDL
36	0.7	1	Suspended
3	0.1	2	Revoked
15	0.3	3	Expired
1	0.0	4	Cancelled or denied
4	0.1	5	Disqualified
4345	83.0	6	Valid
4	0.1	7	Learner's permit
16	0.3	8	Other - not valid
190	3.6	9	Unknown

TRUCKS INVOLVED IN FATAL ACCIDENTS, 1999  
FARS DRIVER VARIABLES

Variable 213	LICENSE ENDORSEMENTS	Width: 1	Type: Numeric
		Dec: None	Miss: 9

## COMPLIANCE WITH LICENSE ENDORSEMENTS

N	Prcnt	Code	Value and Description
3247	62.0	0	No Endorsements
786	15.0	1	Endorsement(s) complied with
19	0.4	2	Endorsement(s) not complied with
730	13.9	3	Endorsement(s), compliance unknown
451	8.6	9	Unknown

Variable 214	LICENSE RESTRICTIONS MET	Width: 1	Type: Numeric
		Dec: None	Miss: 9

## COMPLIANCE WITH LICENSE RESTRICTIONS

N	Prcnt	Code	Value and Description
3517	67.2	0	No restrictions or not applicable
431	8.2	1	Restrictions complied with
18	0.3	2	Restrictions not complied with
1068	20.4	3	Restrictions, compliance unknown
199	3.8	9	Unknown

Variable 216	NUMBER OF PREV ACCIDENTS	Width: 2	Type: Numeric
		Dec: None	Miss: 99

## NUMBER OF PREVIOUS RECORDED ACCIDENTS

N	Prcnt	Code	Value and Description
3864	73.8	0	0 accidents
730	13.9	1	1 accident
133	2.5	2	2 accidents
30	0.6	3	3 accidents
6	0.1	4	4 accidents
1	0.0	5	5 accidents
1	0.0	8	8 accidents
265	5.1	98	Accidents not reported on driving record
203	3.9	99	Unknown



TRUCKS INVOLVED IN FATAL ACCIDENTS, 1999  
 FARS DRIVER VARIABLES

Variable 217      NUMBER PREV SUSPENSIONS      Width: 2      Type: Numeric  
 Dec:    None      Miss: 99

NUMBER OF PREVIOUS SUSPENSIONS/REVOCATIONS

N	Prcnt	Code	Value and Description
4592	87.8	0	0 suspensions
254	4.9	1	1 suspension
100	1.9	2	2 suspensions
45	0.9	3	3 suspensions
11	0.2	4	4 suspensions
13	0.2	5	5 suspensions
5	0.1	6	6 suspensions
2	0.0	7	7 suspensions
3	0.1	8	8 suspensions
1	0.0	9	9 suspensions
1	0.0	10	10 suspensions
1	0.0	13	13 suspensions
2	0.0	15	15 suspensions
203	3.9	99	Unknown

Variable 218      NUMBER OF PREV DWI CONV      Width: 2      Type: Numeric  
 Dec:    None      Miss: 99

NUMBER OF PREVIOUS DWI CONVICTIONS

N	Prcnt	Code	Value and Description
4980	95.2	0	0 DWI convictions
46	0.9	1	1 DWI conviction
4	0.1	2	2 DWI convictions
203	3.9	99	Unknown

Variable 219      NUM PREV SPEEDING CONV      Width: 2      Type: Numeric  
 Dec:    None      Miss: 99

NUMBER OF PREVIOUS SPEEDING CONVICTIONS

N	Prcnt	Code	Value and Description
3573	68.3	0	0 speed convictions
973	18.6	1	1 speed conviction
309	5.9	2	2 speed convictions
115	2.2	3	3 speed convictions
37	0.7	4	4 speed convictions
18	0.3	5	5 speed convictions
4	0.1	6	6 speed convictions
2	0.0	7	7 speed convictions
202	3.9	99	Unknown

TRUCKS INVOLVED IN FATAL ACCIDENTS, 1999  
FARS DRIVER VARIABLES

Variable 220	NUM PREV OTHER MV CONV	Width: 2	Type: Numeric
		Dec: None	Miss: 99

NO. PREVIOUS OTHER HARMFUL MOVING VIOLATIONS CONVICTIONS

N	Prcnt	Code	Value and Description
3718	71.0	0	0 other convictions
886	16.9	1	1 other conviction
278	5.3	2	2 other convictions
85	1.6	3	3 other convictions
40	0.8	4	4 other convictions
11	0.2	5	5 other convictions
9	0.2	6	6 other convictions
2	0.0	8	8 other convictions
1	0.0	10	10 other convictions
203	3.9	99	Unknown

Variable 221	LAST ACCIDENT - MONTH	Width: 2	Type: Numeric
		Dec: None	Miss: 99

LAST ACC./SUSPENSION/CONVICTION - MONTH

N	Prcnt	Code	Value and Description
2350	44.9	0	No record
216	4.1	1	January
192	3.7	2	February
234	4.5	3	March
222	4.2	4	April
193	3.7	5	May
239	4.6	6	June
223	4.3	7	July
245	4.7	8	August
248	4.7	9	September
254	4.9	10	October
188	3.6	11	November
227	4.3	12	December
202	3.9	99	Unknown

TRUCKS INVOLVED IN FATAL ACCIDENTS, 1999  
 FARS DRIVER VARIABLES

Variable 222      LAST ACCIDENT - YEAR      Width: 4      Type: Numeric  
 Dec:    None      Miss: 9999

LAST ACC./SUSPENSION/CONVICTION - YEAR

N	Prcnt	Code	Value and Description
2350	44.9	0	No record
195	3.7	1996	1996
627	12.0	1997	1997
1104	21.1	1998	1998
755	14.4	1999	1999
202	3.9	9999	Unknown

Variable 223      FIRST ACCIDENT - MONTH      Width: 2      Type: Numeric  
 Dec:    None      Miss: 99

1ST ACC./SUSPENSION/CONVICTION - MONTH

N	Prcnt	Code	Value and Description
2350	44.9	0	No record
209	4.0	1	January
197	3.8	2	February
219	4.2	3	March
249	4.8	4	April
209	4.0	5	May
235	4.5	6	June
221	4.2	7	July
230	4.4	8	August
255	4.9	9	September
239	4.6	10	October
201	3.8	11	November
217	4.1	12	December
202	3.9	99	Unknown

Variable 224      FIRST ACCIDENT - YEAR      Width: 4      Type: Numeric  
 Dec:    None      Miss: 9999

1ST ACCIDENT/SUSPENSION/CONVICTION - YEAR

N	Prcnt	Code	Value and Description
2350	44.9	0	No record
619	11.8	1996	1996
1024	19.6	1997	1997
758	14.5	1998	1998
280	5.4	1999	1999
202	3.9	9999	Unknown

TRUCKS INVOLVED IN FATAL ACCIDENTS, 1999  
FARS DRIVER VARIABLES

Variable 227	DRIVER RELATED FACTORS#1	Width: 2	Type: Numeric
		Dec: None	Miss: 99

## FACTORS AT DRIVER LEVEL - RESPONSE #1

N	Prcnt	Code	Value and Description
3199	61.1	0	None
Physical/Mental Condition			
95	1.8	1	Drowsy, sleepy, asleep, fatigued
10	0.2	2	Ill, passed out, blackout
7	0.1	3	Emotional (e.g., depression, angry, disturbed)
1	0.0	4	Reaction to drugs - medication
0	0.0	5	Other drugs
211	4.0	6	Inattentive (talking, eating, etc.)
1	0.0	7	Restricted to wheelchair
0	0.0	8	Paraplegic
1	0.0	9	Impaired due to previous injury
0	0.0	10	Deaf
2	0.0	11	Other physical impairment
0	0.0	12	Mother of dead fetus
0	0.0	13	Mentally challenged
0	0.0	14	Failure to take drugs/medication
Miscellaneous Causes			
2	0.0	18	Travelling on prohibited trafficways
0	0.0	19	Legally driving on suspended or revoked license
34	0.6	20	Leaving vehicle unattended with engine running, leaving vehicle unattended in roadway
24	0.5	21	Overloading or improper loading of vehicle with passengers or cargo
4	0.1	22	Towing or pushing vehicle improperly
1	0.0	23	Failing to dim or to have lights on when required
36	0.7	24	Operating without required equipment
1	0.0	25	Creating unlawful noise or using equipment prohibited by law
77	1.5	26	Following improperly
24	0.5	27	Improper or erratic lane changing
376	7.2	28	Failure to keep in proper lane or running off road
4	0.1	29	Illegal driving on road shoulder, in ditch, on sidewalk or on median or on separator
6	0.1	30	Making improper entry to or exit from trafficway
24	0.5	31	Starting or backing improperly
0	0.0	32	Opening vehicle closure into moving traffic or while vehicle is in motion
10	0.2	33	Passing where prohibited by signs, markings, hill or curve, or school bus displaying warning not to pass
1	0.0	34	Passing on wrong side
11	0.2	35	Passing with insufficient distance or inadequate visibility, or failing to yield to overtaking vehicle
86	1.6	36	Operating the vehicle in an erratic, reckless, careless or negligent manner
0	0.0	37	High speed chase - police in pursuit
196	3.7	38	Failure to yield right-of-way
81	1.5	39	Failure to obey traffic signs, control devices or traffic officers, or failure to observe safety zone

Variable 227:DRIVER RELATED FACTORS#1 (Continued)

N	Prcnt	Code	Value and Description
0	0.0	40	Passing through or around barrier
3	0.1	41	Failure to observe warnings or instructions on vehicles displaying them
0	0.0	42	Failure to signal intentions
0	0.0	43	Giving wrong signal
225	4.3	44	Driving too fast for conditions or in excess of posted maximum
7	0.1	45	Driving less than posted minimum
0	0.0	46	Racing
6	0.1	47	Making right turn from left turn lane, making left turn from right turn lane
31	0.6	48	Making other improper turn
0	0.0	49	Failure to comply with physical restrictions of license
0	0.0	50	Driving wrong way on one-way trafficway
31	0.6	51	Driving on wrong side of road (intentionally or unintentionally)
5	0.1	52	Operator inexperience
3	0.1	53	Unfamiliar with roadway
37	0.7	54	Stopped or stopping in roadway (vehicle not abandoned)
0	0.0	55	Underriding a parked truck
0	0.0	56	Improper tire pressure
11	0.2	57	Locked wheel
5	0.1	58	Over correcting
1	0.0	59	Getting off/out of or on/in to moving vehicle
0	0.0	60	Getting off/out of or on/in to nonmoving vehicle
Vision Obscured By:			
48	0.9	61	Rain, snow, fog, smoke, sand, dust
3	0.1	62	Reflected glare, bright sunlight, headlights
5	0.1	63	Curve, hill, or other design features (including traffic signs, embankment)
2	0.0	64	Building, billboard, other structures
1	0.0	65	Trees, crops, vegetation
4	0.1	66	Motor vehicle (including load)
1	0.0	67	Parked vehicle
0	0.0	68	Splash or spray of passing vehicle
0	0.0	69	Inadequate defrost or defog system
3	0.1	70	Inadequate lighting system
9	0.2	71	Obstructing angles on vehicle
0	0.0	72	Mirrors - rear view
0	0.0	73	Mirrors - other
0	0.0	74	Head restraints
0	0.0	75	Broken or improperly cleaned windshield
1	0.0	76	Other obstruction
Avoiding, Swerving or Sliding due to:			
1	0.0	77	Severe crosswind
0	0.0	78	Wind from passing truck
2	0.0	79	Slippery or loose surface
8	0.2	80	Tire blow-out or flat
4	0.1	81	Debris or objects in road
0	0.0	82	Ruts, holes, bumps in road

TRUCKS INVOLVED IN FATAL ACCIDENTS, 1999  
FARS DRIVER VARIABLES

## Variable 227:DRIVER RELATED FACTORS#1 (Continued)

N	Prcnt	Code	Value and Description
2	0.0	83	Live animals in road
33	0.6	84	Vehicle in road
3	0.1	85	Phantom vehicle
8	0.2	86	Pedestrian, pedalcyclist, or other nonmotorist in road
17	0.3	87	Ice, snow, slush, water, sand, dirt, oil, wet leaves on road
Other Miscellaneous Factors			
1	0.0	89	Carrying hazardous cargo improperly
38	0.7	90	Hit-and-run vehicle driver
32	0.6	91	Nontraffic violation charged - manslaughter or other homicide (offense committed without malice)
69	1.3	92	Other nonmoving traffic violations
Possible distractions (inside vehicle)			
6	0.1	93	Cellular phone
0	0.0	94	Fax machine
0	0.0	95	Computer
0	0.0	96	On-board Navigation system
0	0.0	97	Two-way radio
0	0.0	98	Head-up display
42	0.8	99	Unknown

---

Variable 228	DRIVER RELATED FACTORS#2	Width: 2	Type: Numeric
		Dec: None	Miss: 99

---

## FACTORS AT DRIVER LEVEL - RESPONSE #2

N	Prcnt	Code	Value and Description
4272	81.6	0	None
Physical/Mental Condition			
11	0.2	1	Drowsy, sleepy, asleep, fatigued
3	0.1	2	Ill, passed out, blackout
1	0.0	3	Emotional (e.g., depression, angry, disturbed)
1	0.0	4	Reaction to drugs - medication
51	1.0	6	Inattentive (talking, eating, etc.)
2	0.0	11	Other physical impairment
Miscellaneous Causes			
1	0.0	20	Leaving vehicle unattended with engine running, leaving vehicle unattended in roadway
7	0.1	21	Overloading or improper loading of vehicle with passengers or cargo
1	0.0	22	Towing or pushing vehicle improperly
1	0.0	23	Failing to dim or to have lights on when required
8	0.2	24	Operating without required equipment
35	0.7	26	Following improperly
11	0.2	27	Improper or erratic lane changing

Variable 228:DRIVER RELATED FACTORS#2 (Continued)

N	Prcnt	Code	Value and Description
217	4.1	28	Failure to keep in proper lane or running off road
1	0.0	29	Illegal driving on road shoulder, in ditch, on sidewalk or on median or on separator
2	0.0	30	Making improper entry to or exit from trafficway
6	0.1	31	Starting or backing improperly
4	0.1	33	Passing where prohibited by signs, markings, hill or curve, or school bus displaying warning not to pass
3	0.1	34	Passing on wrong side
6	0.1	35	Passing with insufficient distance or inadequate visibility, or failing to yield to overtaking vehicle
40	0.8	36	Operating the vehicle in an erratic, reckless, careless or negligent manner
58	1.1	38	Failure to yield right-of-way
70	1.3	39	Failure to obey traffic signs, control devices or traffic officers, or failure to observe safety zone
1	0.0	40	Passing through or around barrier
3	0.1	41	Failure to observe warnings or instructions on vehicles displaying them
134	2.6	44	Driving too fast for conditions or in excess of posted maximum
1	0.0	45	Driving less than posted minimum
22	0.4	48	Making other improper turn
1	0.0	50	Driving wrong way on one-way trafficway
11	0.2	51	Driving on wrong side of road (intentionally or unintentionally)
3	0.1	52	Operator inexperience
3	0.1	53	Unfamiliar with roadway
8	0.2	54	Stopped or stopping in roadway (vehicle not abandoned)
6	0.1	57	Locked wheel
14	0.3	58	Over correcting
			Vision Obscured By:
27	0.5	61	Rain, snow, fog, smoke, sand, dust
6	0.1	62	Reflected glare, bright sunlight, headlights
3	0.1	63	Curve, hill, or other design features (including traffic signs, embankment)
1	0.0	64	Building, billboard, other structures
2	0.0	65	Trees, crops, vegetation
1	0.0	66	Motor vehicle (including load)
2	0.0	70	Inadequate lighting system
1	0.0	71	Obstructing angles on vehicle
1	0.0	76	Other obstruction
			Avoiding, Swerving or Sliding due to:
2	0.0	77	Severe crosswind
4	0.1	79	Slippery or loose surface
3	0.1	80	Tire blow-out or flat
1	0.0	81	Debris or objects in road
1	0.0	83	Live animals in road
11	0.2	84	Vehicle in road
7	0.1	85	Phantom vehicle
2	0.0	86	Pedestrian, pedalcyclist, or other nonmotorist in road

TRUCKS INVOLVED IN FATAL ACCIDENTS, 1999  
FARS DRIVER VARIABLES

## Variable 228:DRIVER RELATED FACTORS#2 (Continued)

N	Prcnt	Code	Value and Description
10	0.2	87	Ice, snow, slush, water, sand, dirt, oil, wet leaves on road
Other Miscellaneous Factors			
8	0.2	90	Hit-and-run vehicle driver
34	0.6	91	Nontraffic violation charged - manslaughter or other homicide (offense committed without malice)
44	0.8	92	Other nonmoving traffic violations
Possible distractions (inside vehicle)			
1	0.0	93	Cellular phone
42	0.8	99	Unknown

Variable	DRIVER RELATED FACTORS#3	Width:	Type:
229		2	Numeric
		Dec: None	Miss: 99

## FACTORS AT DRIVER LEVEL - RESPONSE #3

N	Prcnt	Code	Value and Description
4906	93.8	0	None
Physical/Mental Condition			
5	0.1	1	Drowsy, sleepy, asleep, fatigued
3	0.1	4	Reaction to drugs - medication
9	0.2	6	Inattentive (talking, eating, etc.)
Miscellaneous Causes			
5	0.1	21	Overloading or improper loading of vehicle with passengers or cargo
7	0.1	24	Operating without required equipment
1	0.0	26	Following improperly
1	0.0	27	Improper or erratic lane changing
44	0.8	28	Failure to keep in proper lane or running off road
1	0.0	29	Illegal driving on road shoulder, in ditch, on sidewalk or on median or on separator
1	0.0	30	Making improper entry to or exit from trafficway
3	0.1	35	Passing with insufficient distance or inadequate visibility, or failing to yield to overtaking vehicle
12	0.2	36	Operating the vehicle in an erratic, reckless, careless or negligent manner
1	0.0	38	Failure to yield right-of-way
18	0.3	39	Failure to obey traffic signs, control devices or traffic officers, or failure to observe safety zone
1	0.0	41	Failure to observe warnings or instructions on vehicles displaying them
31	0.6	44	Driving too fast for conditions or in excess of posted maximum
1	0.0	47	Making right turn from left turn lane, making left turn from right turn lane



Variable 229:DRIVER RELATED FACTORS#3 (Continued)

N	Prcnt	Code	Value and Description
13	0.2	48	Making other improper turn
1	0.0	50	Driving wrong way on one-way trafficway
6	0.1	51	Driving on wrong side of road (intentionally or unintentionally)
2	0.0	52	Operator inexperience
3	0.1	57	Locked wheel
17	0.3	58	Over correcting
Vision Obscured By:			
7	0.1	61	Rain, snow, fog, smoke, sand, dust
3	0.1	62	Reflected glare, bright sunlight, headlights
1	0.0	63	Curve, hill, or other design features (including traffic signs, embankment)
2	0.0	64	Building, billboard, other structures
1	0.0	65	Trees, crops, vegetation
1	0.0	66	Motor vehicle (including load)
1	0.0	67	Parked vehicle
1	0.0	71	Obstructing angles on vehicle
Avoiding, Swerving or Sliding due to:			
1	0.0	77	Severe crosswind
2	0.0	80	Tire blow-out or flat
5	0.1	84	Vehicle in road
10	0.2	87	Ice, snow, slush, water, sand, dirt, oil, wet leaves on road
Other Miscellaneous Factors			
2	0.0	90	Hit-and-run vehicle driver
34	0.6	91	Nontraffic violation charged - manslaughter or other homicide (offense committed without malice)
24	0.5	92	Other nonmoving traffic violations
Possible distractions (inside vehicle)			
3	0.1	93	Cellular phone
1	0.0	95	Computer
42	0.8	99	Unknown

TRUCKS INVOLVED IN FATAL ACCIDENTS, 1999  
FARS DRIVER VARIABLES

Variable 230	DRIVER RELATED FACTORS#4	Width: 2	Type: Numeric
		Dec: None	Miss: 99

## FACTORS AT DRIVER LEVEL - RESPONSE #4

N	Prcnt	Code	Value and Description
5116	97.8	0	None
Physical/Mental Condition			
Miscellaneous Causes			
1	0.0	21	Overloading or improper loading of vehicle with passengers or cargo
1	0.0	24	Operating without required equipment
9	0.2	28	Failure to keep in proper lane or running off road
1	0.0	29	Illegal driving on road shoulder, in ditch, on sidewalk or on median or on separator
1	0.0	36	Operating the vehicle in an erratic, reckless, careless or negligent manner
1	0.0	39	Failure to obey traffic signs, control devices or traffic officers, or failure to observe safety zone
5	0.1	44	Driving too fast for conditions or in excess of posted maximum
1	0.0	45	Driving less than posted minimum
2	0.0	48	Making other improper turn
1	0.0	51	Driving on wrong side of road (intentionally or unintentionally)
1	0.0	52	Operator inexperience
1	0.0	57	Locked wheel
8	0.2	58	Over correcting
Vision Obscured By:			
3	0.1	61	Rain, snow, fog, smoke, sand, dust
1	0.0	62	Reflected glare, bright sunlight, headlights
1	0.0	63	Curve, hill, or other design features (including traffic signs, embankment)
1	0.0	67	Parked vehicle
Avoiding, Swerving or Sliding due to:			
1	0.0	77	Severe crosswind
4	0.1	84	Vehicle in road
5	0.1	87	Ice, snow, slush, water, sand, dirt, oil, wet leaves on road
Other Miscellaneous Factors			
20	0.4	91	Nontraffic violation charged - manslaughter or other homicide (offense committed without malice)
6	0.1	92	Other nonmoving traffic violations
Possible distractions (inside vehicle)			
42	0.8	99	Unknown

TRUCKS INVOLVED IN FATAL ACCIDENTS, 1999  
 FARS DRIVER VARIABLES

Variable	231	VIOLATIONS CHARGED #1	Width: 2	Type: Numeric
			Dec: None	Miss: 99
N	Prcnt	Code Value and Description		
4504	86.1	0 None		
RECKLESS/CARELESS/HIT-AND-RUN TYPE OFFENSES				
133	2.5	1 Manslaughter or Homicide		
9	0.2	2 Willful Reckless Driving; Driving to Endanger; Negligent Driving		
24	0.5	3 Unsafe Reckless (Not Willful, Wanton Reckless) Driving		
34	0.6	4 Inattentive, Careless, Improper Driving		
0	0.0	5 Fleeing or Eluding Police		
2	0.0	6 Fail to Obey Police, Fireman, Authorized Person Directing Traffic		
5	0.1	7 Hit-and-Run, Fail to Stop After Accident		
0	0.0	8 Fail to Give Aid, Info., Wait for Police After Accident		
5	0.1	9 Serious Violation Resulting in Death		
IMPAIRMENT OFFENSES				
12	0.2	11 Driving While Intoxicated (Alcohol or Drugs) or BAC Above Limit		
0	0.0	12 Driving While Impaired		
0	0.0	13 Driving Under Influence of Substance Not Intended to Intoxicate		
0	0.0	14 Drinking While Operating		
0	0.0	15 Illegal Possession of Alcohol or Drugs		
1	0.0	16 Driving With Detectable Alcohol		
1	0.0	18 Refusal to Submit to Chemical Test		
1	0.0	19 Alcohol, Drug, or Impairment Violations Generally		
SPEED-RELATED OFFENSES				
0	0.0	21 Racing		
13	0.2	22 Speeding (Above the Speed Limit)		
17	0.3	23 Speed Greater than Reasonable & Prudent		
1	0.0	24 Exceeding Special Speed Limit (e.g.: for Trucks, Buses, Cycles, or or on Bridge, in School Zone, etc.)		
0	0.0	25 Energy Speed (Exceeding 55 MPH, Non-Pointable)		
1	0.0	26 Driving too Slowly		
3	0.1	29 Speed Related Violations Generally		
RULES OF THE ROAD - TRAFFIC SIGN & SIGNALS				
10	0.2	31 Fail to Stop for Red Signal		
0	0.0	32 Fail to Stop for Flashing Red		
1	0.0	33 Violation of Turn on Red (Fail to Stop & Yield, Yield to Pedestrians Before Turning)		
0	0.0	34 Fail to Obey Flashing Signal (Yellow or Red)		
5	0.1	35 Fail to Obey Signal Generally		
1	0.0	36 Violate RR Grade Crossing Device/Regulations		
15	0.3	37 Fail to Obey Stop Sign		
0	0.0	38 Fail to Obey Yield Sign		
3	0.1	39 Fail to Obey Traffic Control Device Generally		

TRUCKS INVOLVED IN FATAL ACCIDENTS, 1999  
FARS DRIVER VARIABLES

## Variable 231:VIOLATIONS CHARGED #1 (Continued)

N	Prcnt	Code	Value and Description
RULES OF THE ROAD - TURNING, YIELDING, SIGNALING			
0	0.0	41	Turn in Violation of Traffic Control (Disobey Signs, Turn Arrow or Pavement Markings; this is not a Right-on-Red Violation)
9	0.2	42	Improper Method & Position of Turn (Too Wide, Wrong Lane)
0	0.0	43	Fail to Signal for Turn or Stop
0	0.0	45	Fail to Yield to Emergency Vehicle
49	0.9	46	Fail to Yield Generally
2	0.0	48	Enter Intersection When Space Insufficient
4	0.1	49	Turn, Yield, Signaling Violations Generally
RULES OF THE ROAD -WRONG SIDE, PASSING & FOLLOWING			
0	0.0	51	Driving Wrong Way on One-Way Road
22	0.4	52	Driving on Left, Wrong Side of Road Generally
3	0.1	53	Improper, Unsafe Passing
0	0.0	54	Pass on Right (Drive off Pavement to Pass)
0	0.0	55	Pass Stopped School Bus
0	0.0	56	Fail to Give Way When Overtaken
13	0.2	58	Following too Closely
3	0.1	59	Wrong Side, Passing, Following Violations Generally
RULES OF THE ROAD - LANE USAGE			
5	0.1	61	Unsafe or Prohibited Lane Change
0	0.0	62	Improper use of Lane (Enter of 3-Lane Road, HOV Designated Lane)
0	0.0	63	Certain Traffic to use Right Lane (Trucks, Slow Moving, etc.)
0	0.0	66	Motorcycle Lane Violations (More than two per Lane, Riding Between Lanes, etc.)
0	0.0	67	Motorcyclist Attached to Another Vehicle
7	0.1	69	Lane Violations Generally
NON-MOVING - LICENSE & REGISTRATION VIOLATIONS			
9	0.2	71	Driving While License Withdrawn
18	0.3	72	Other Driver License Violations
24	0.5	73	Commercial Driver Violations
6	0.1	74	Vehicle Registration Violations
2	0.0	75	Fail to Carry Insurance Card
5	0.1	76	Driving Uninsured Vehicle
14	0.3	79	Non-Moving Violations Generally
EQUIPMENT			
4	0.1	81	Lamp Violations
8	0.2	82	Brake Violations
2	0.0	83	Failure to Require Restraint use (by Self or Passenger)
0	0.0	84	Motorcycle Equipment Violations (Helmet, Special Equipment)
0	0.0	85	Violation of Hazardous Cargo Regulations
6	0.1	86	Size, weight, Load Violations
11	0.2	89	Equipment Violations Generally
OTHER VIOLATIONS			
0	0.0	91	Parking

Variable 231:VIOLATIONS CHARGED #1 (Continued)

N	Prcnt	Code	Value and Description
1	0.0	92	Theft, Unauthorized use of Motor Vehicle
2	0.0	93	Driving where Prohibited (Sidewalk, Limited Access, Off Truck Route)
8	0.2	98	Other Moving Violation
195	3.7	99	Unknown Violation

Variable 232      VIOLATIONS CHARGED #2      Width: 2      Type: Numeric  
 Dec:    None      Miss: 99

N	Prcnt	Code	Value and Description
4944	94.5	0	None
RECKLESS/CARELESS/HIT-AND-RUN TYPE OFFENSES			
6	0.1	1	Manslaughter or Homicide
16	0.3	2	Willful Reckless Driving; Driving to Endanger; Negligent Driving
4	0.1	3	Unsafe Reckless (Not Willful, Wanton Reckless) Driving
5	0.1	4	Inattentive, Careless, Improper Driving
2	0.0	7	Hit-and-Run, Fail to Stop After Accident
2	0.0	9	Serious Violation Resulting in Death
IMPAIRMENT OFFENSES			
8	0.2	11	Driving While Intoxicated (Alcohol or Drugs) or BAC Above Limit
1	0.0	12	Driving While Impaired
SPEED-RELATED OFFENSES			
1	0.0	21	Racing
11	0.2	23	Speed Greater than Reasonable & Prudent
RULES OF THE ROAD - TRAFFIC SIGN & SIGNALS			
2	0.0	31	Fail to Stop for Red Signal
1	0.0	33	Violation of Turn on Red (Fail to Stop & Yield, Yield to Pedestrians Before Turning)
2	0.0	37	Fail to Obey Stop Sign
1	0.0	39	Fail to Obey Traffic Control Device Generally
RULES OF THE ROAD - TURNING, YIELDING, SIGNALING			
1	0.0	41	Turn in Violation of Traffic Control (Disobey Signs, Turn Arrow or Pavement Markings; this is not a Right-on-Red Violation)
1	0.0	42	Improper Method & Position of Turn (Too Wide, Wrong Lane)
9	0.2	46	Fail to Yield Generally
2	0.0	49	Turn, Yield, Signaling Violations Generally
RULES OF THE ROAD -WRONG SIDE, PASSING & FOLLOWING			
5	0.1	52	Driving on Left, Wrong Side of Road Generally
1	0.0	53	Improper, Unsafe Passing

TRUCKS INVOLVED IN FATAL ACCIDENTS, 1999  
FARS DRIVER VARIABLES

## Variable 232:VIOLATIONS CHARGED #2 (Continued)

N	Prcnt	Code	Value and Description
3	0.1	58	Following too Closely
RULES OF THE ROAD - LANE USAGE			
2	0.0	61	Unsafe or Prohibited Lane Change
5	0.1	69	Lane Violations Generally
NON-MOVING - LICENSE & REGISTRATION VIOLATIONS			
2	0.0	71	Driving While License Withdrawn
3	0.1	72	Other Driver License Violations
8	0.2	73	Commercial Driver Violations
7	0.1	74	Vehicle Registration Violations
3	0.1	75	Fail to Carry Insurance Card
4	0.1	76	Driving Uninsured Vehicle
3	0.1	79	Non-Moving Violations Generally
EQUIPMENT			
2	0.0	81	Lamp Violations
3	0.1	82	Brake Violations
4	0.1	83	Failure to Require Restraint use (by Self or Passenger)
6	0.1	86	Size, weight, Load Violations
9	0.2	89	Equipment Violations Generally
OTHER VIOLATIONS			
1	0.0	92	Theft, Unauthorized use of Motor Vehicle
1	0.0	93	Driving where Prohibited (Sidewalk, Limited Access, Off Truck Route)
5	0.1	98	Other Moving Violation
137	2.6	99	Unknown Violation

---

Variable 233	VIOLATIONS CHARGED #3	Width: 2	Type: Numeric
		Dec: None	Miss: 99

---

N	Prcnt	Code	Value and Description
5051	96.5	0	None
RECKLESS/CARELESS/HIT-AND-RUN TYPE OFFENSES			
1	0.0	2	Willful Reckless Driving; Driving to Endanger; Negligent Driving
2	0.0	4	Inattentive, Careless, Improper Driving
2	0.0	7	Hit-and-Run, Fail to Stop After Accident
IMPAIRMENT OFFENSES			
4	0.1	11	Driving While Intoxicated (Alcohol or Drugs) or BAC Above Limit
1	0.0	15	Illegal Possession of Alcohol or Drugs
SPEED-RELATED OFFENSES			
1	0.0	22	Speeding (Above the Speed Limit)

Variable 233:VIOLATIONS CHARGED #3 (Continued)

N	Prcnt	Code	Value and Description
1	0.0	23	Speed Greater than Reasonable & Prudent
			RULES OF THE ROAD - TRAFFIC SIGN & SIGNALS
2	0.0	31	Fail to Stop for Red Signal
1	0.0	35	Fail to Obey Signal Generally
			RULES OF THE ROAD - TURNING, YIELDING, SIGNALING
1	0.0	46	Fail to Yield Generally
			RULES OF THE ROAD -WRONG SIDE, PASSING & FOLLOWING
1	0.0	52	Driving on Left, Wrong Side of Road Generally
1	0.0	53	Improper, Unsafe Passing
1	0.0	55	Pass Stopped School Bus
			RULES OF THE ROAD - LANE USAGE
2	0.0	69	Lane Violations Generally
			NON-MOVING - LICENSE & REGISTRATION VIOLATIONS
1	0.0	71	Driving While License Withdrawn
3	0.1	72	Other Driver License Violations
5	0.1	73	Commercial Driver Violations
2	0.0	74	Vehicle Registration Violations
1	0.0	76	Driving Uninsured Vehicle
1	0.0	79	Non-Moving Violations Generally
			EQUIPMENT
1	0.0	82	Brake Violations
2	0.0	83	Failure to Require Restraint use (by Self or Passenger)
5	0.1	89	Equipment Violations Generally
			OTHER VIOLATIONS
1	0.0	93	Driving where Prohibited (Sidewalk, Limited Access, Off Truck Route)
2	0.0	98	Other Moving Violation
137	2.6	99	Unknown Violation

---

Variable 235	DRIVER HEIGHT	Width: 2	Type: Numeric
		Dec: None	Miss: 99

---

N	Prcnt	Code	Value and Description
11	0.2	60	- Actual inches
1	0.0	83	
236	4.5	99	Unknown

TRUCKS INVOLVED IN FATAL ACCIDENTS, 1999  
FARS DRIVER VARIABLES

---

Variable 236	DRIVER WEIGHT	Width: 3	Type: Numeric
		Dec: None	Miss: 999

---

N	Prcnt	Code	Value and Description
4	0.1	1	
		-	Actual weight in pounds
1	0.0	420	
0	0.0	998	Other
1267	24.2	999	Unknown



The OCCUPANT Variables

Variables 306 through 342 describe the occupant of the truck (i.e., the driver) and are obtained from the FARS occupant file.

Variable 306	OCCUPANT NUMBER	Width: 2	Type: Numeric
		Dec: None	Miss: 0

N	Prcnt	Code	Value and Description
52	1.0	0	None
5180	99.0	1	Occupant #1
1	0.0	2	Occupant #2

Variable 308	OCCUPANT AGE	Width: 2	Type: Numeric
		Dec: None	Miss: 99

N	Prcnt	Code	Value and Description
1	0.0	12	12 years
3	0.1	16	16 years
2	0.0	17	17 years
11	0.2	18	18 years
22	0.4	19	19 years
30	0.6	20	20 years
35	0.7	21	21 years
71	1.4	22	22 years
69	1.3	23	23 years
82	1.6	24	24 years
89	1.7	25	25 years
98	1.9	26	26 years
110	2.1	27	27 years
107	2.0	28	28 years
150	2.9	29	29 years
120	2.3	30	30 years
118	2.3	31	31 years
127	2.4	32	32 years
158	3.0	33	33 years
149	2.8	34	34 years
146	2.8	35	35 years
172	3.3	36	36 years
168	3.2	37	37 years
186	3.6	38	38 years
157	3.0	39	39 years
169	3.2	40	40 years
151	2.9	41	41 years
175	3.3	42	42 years
156	3.0	43	43 years
141	2.7	44	44 years
144	2.8	45	45 years
123	2.4	46	46 years
127	2.4	47	47 years

TRUCKS INVOLVED IN FATAL ACCIDENTS, 1999  
FARS OCCUPANT VARIABLES

## Variable 308:OCCUPANT AGE (Continued)

N	Prcnt	Code	Value and Description
128	2.4	48	48 years
127	2.4	49	49 years
123	2.4	50	50 years
121	2.3	51	51 years
130	2.5	52	52 years
87	1.7	53	53 years
86	1.6	54	54 years
93	1.8	55	55 years
99	1.9	56	56 years
93	1.8	57	57 years
56	1.1	58	58 years
80	1.5	59	59 years
50	1.0	60	60 years
59	1.1	61	61 years
33	0.6	62	62 years
45	0.9	63	63 years
37	0.7	64	64 years
24	0.5	65	65 years
17	0.3	66	66 years
19	0.4	67	67 years
20	0.4	68	68 years
14	0.3	69	69 years
7	0.1	70	70 years
8	0.2	71	71 years
7	0.1	72	72 years
5	0.1	73	73 years
3	0.1	74	74 years
4	0.1	75	75 years
2	0.0	76	76 years
2	0.0	77	77 years
1	0.0	78	78 years
1	0.0	80	80 years
1	0.0	83	83 years
1	0.0	84	84 years
2	0.0	86	86 years
81	1.5	99	Unknown

---

Variable 309	OCCUPANT SEX	Width: 1	Type: Numeric
		Dec: None	Miss: 9

---

N	Prcnt	Code	Value and Description
5028	96.1	1	Male
130	2.5	2	Female
75	1.4	9	Unknown

TRUCKS INVOLVED IN FATAL ACCIDENTS, 1999  
 FARS OCCUPANT VARIABLES

Variable 310	OCCUPANT TYPE	Width: 2	Type: Numeric
		Dec: None	Miss: 99

N	Prcnt	Code	Value and Description
5181	99.0	1	Driver of a motor vehicle in transport
0	0.0	9	Unknown occupant type in a motor vehicle in transport
52	1.0	99	Unknown occupant type

Variable 311	OCC SEATING POSITION	Width: 2	Type: Numeric
		Dec: None	Miss: 99

N	Prcnt	Code	Value and Description
5181	99.0	11	Front seat - left side (driver's side)
52	1.0	99	Unknown

Variable 312	RESTRAINT SYSTEM USE	Width: 2	Type: Numeric
		Dec: None	Miss: 99

RESTRAINT SYSTEM USE

N	Prcnt	Code	Value and Description
1024	19.6	0	None used (vehicle occupant) or not applicable (nonmotorist)
13	0.2	1	Shoulder belt
464	8.9	2	Lap belt
2822	53.9	3	Lap and shoulder belt
298	5.7	8	Restraint used - type unknown or other
4	0.1	13	Safety belt used improperly
608	11.6	99	Unknown

Variable 313	AIR BAG AVAIL/DEPLOY	Width: 2	Type: Numeric
		Dec: None	Miss: 99

AIRBAG AVAILABILITY - DEPLOYMENT

N	Prcnt	Code	Value and Description
0	0.0	0	Nonmotorist
Deployed (For This Seat)			
73	1.4	1	From the FRONT
0	0.0	2	From the SIDE
0	0.0	7	From OTHER direction
0	0.0	8	From MULTIPLE direction
53	1.0	9	From UNKNOWN direction
Not Deployed (for this seat)			
62	1.2	20	Airbag available - NO DEPLOYMENT

TRUCKS INVOLVED IN FATAL ACCIDENTS, 1999  
FARS OCCUPANT VARIABLES

## Variable 313: AIR BAG AVAIL/DEPLOY (Continued)

N	Prcnt	Code	Value and Description
0	0.0	28	Airbag available - SWITCHED OFF
			Unknown if Deployed
43	0.8	29	Airbag available - UNKNOWN IF DEPLOYED
			Not Available
4968	94.9	30	Not available (this seat)
0	0.0	31	PREVIOUSLY DEPLOYED/NOT REPLACED
0	0.0	32	DISABLED/REMOVED
34	0.6	99	Unknown if airbag available (for this seat)

---

Variable 314	OCCUPANT EJECTION	Width: 1	Type: Numeric
		Dec: None	Miss: 9

---

N	Prcnt	Code	Value and Description
4919	94.0	0	Not ejected - not applicable
192	3.7	1	Totally ejected
58	1.1	2	Partially ejected
64	1.2	9	Unknown

---

Variable 315	EJECTION PATH	Width: 1	Type: Numeric
		Dec: None	Miss: 9

---

N	Prcnt	Code	Value and Description
4919	94.0	0	Not Ejected: N/A
19	0.4	1	Side door opening
17	0.3	2	Side window
20	0.4	3	Windshield
2	0.0	4	Back window
0	0.0	5	Back door/tailgate opening
1	0.0	6	Roof opening (sunroof, convertible top down)
1	0.0	7	Roof (convertible top up)
5	0.1	8	Other path (e.g., back of pick-up truck)
249	4.8	9	Unknown/unknown path

---

Variable 316	OCCUPANT EXTRICATION	Width: 1	Type: Numeric
		Dec: None	Miss: 9

---

N	Prcnt	Code	Value and Description
4910	93.8	0	Not extricated - not applicable
241	4.6	1	Extricated
82	1.6	9	Unknown

Variable 321      DRUG INVOLVEMENT      Width: 1      Type: Numeric  
 Dec:    None      Miss: 9

POLICE REPORTED OTHER DRUG INVOLVEMENT

N	Prcnt	Code	Value and Description
1530	29.2	0	No (other drugs not involved)
27	0.5	1	Yes (other drugs involved)
3335	63.7	8	Not Reported
341	6.5	9	Unknown (police reported as unknown)

Variable 322      DRUG DETERMINATION      Width: 1      Type: Numeric  
 Dec:    None      Miss: 8

METHOD OTHER DRUG DETERMINATION (POLICE)

N	Prcnt	Code	Value and Description
193	3.7	1	Evidential Test (blood, urine)
8	0.2	2	Drug Recognition Technician (DRT) determined
58	1.1	3	Behavioral
177	3.4	7	Other
4797	91.7	8	Not Reported

Variable 323      DRUG TEST TYPE #1      Width: 1      Type: Numeric  
 Dec:    None      Miss: 9

N	Prcnt	Code	Value and Description
3337	63.8	0	Not Tested For Drugs
580	11.1	1	Blood Test
278	5.3	2	Urine Test
56	1.1	3	Both: Blood and Urine
136	2.6	7	Unknown Test Type
6	0.1	8	Other Type Test
840	16.1	9	Unknown if Tested for Drugs

Variable 324      DRUG TEST RESULTS #1      Width: 3      Type: Numeric  
 Dec:    None      Miss: 999

N	Prcnt	Code	Value and Description
3337	63.8	0	Not Tested For Drugs
725	13.9	1	No Drugs Reported
0	0.0	100	- Narcotic Drug
1	0.0	295	

TRUCKS INVOLVED IN FATAL ACCIDENTS, 1999  
FARS OCCUPANT VARIABLES

## Variable 324:DRUG TEST RESULTS #1 (Continued)

N	Prcnt	Code	Value and Description
0	0.0	300	
		-	Depressant Drug
0	0.0	395	
0	0.0	400	
		-	Stimulant Drug
0	0.0	495	
0	0.0	500	
		-	Hallucinogen Drug
0	0.0	595	
0	0.0	600	
		-	Cannabinoid Drug
3	0.1	695	
0	0.0	700	
		-	Phencylidine (PCP)
0	0.0	795	
0	0.0	800	
		-	Anabolic Steroid
0	0.0	895	
0	0.0	900	
		-	Inhalant Drug
0	0.0	995	
16	0.3	996	Other Drug
241	4.6	997	Tested For Drugs, Results Unknown
2	0.0	998	Tested For Drugs, Drugs Found, Type Unknown
840	16.1	999	Unknown if Tested for Drugs

---

Variable 325	DRUG TEST TYPE #2	Width: 1	Type: Numeric
		Dec: None	Miss: 9

---

N	Prcnt	Code	Value and Description
4865	93.0	0	Not Tested For Drugs
43	0.8	1	Blood Test
14	0.3	2	Urine Test
2	0.0	3	Both: Blood and Urine
1	0.0	7	Unknown Test Type
2	0.0	8	Other Type Test
306	5.8	9	Unknown if Tested for Drugs

TRUCKS INVOLVED IN FATAL ACCIDENTS, 1999  
 FARS OCCUPANT VARIABLES

Variable 326      DRUG TEST RESULTS #2      Width: 3      Type: Numeric  
 Dec:    None      Miss: 999

N	Prcnt	Code	Value and Description
4865	93.0	0	Not Tested For Drugs
27	0.5	1	No Drugs Reported
0	0.0	100	
		-	Narcotic Drug
1	0.0	295	
0	0.0	300	
		-	Depressant Drug
0	0.0	395	
0	0.0	400	
		-	Stimulant Drug
0	0.0	495	
0	0.0	500	
		-	Hallucinogen Drug
0	0.0	595	
1	0.0	600	
		-	Cannabinoid Drug
2	0.0	695	
0	0.0	700	
		-	Phencyclidine (PCP)
0	0.0	795	
0	0.0	800	
		-	Anabolic Steroid
0	0.0	895	
0	0.0	900	
		-	Inhalant Drug
0	0.0	995	
9	0.2	996	Other Drug
0	0.0	997	Tested For Drugs, Results Unknown
0	0.0	998	Tested For Drugs, Drugs Found, Type Unknown
306	5.8	999	Unknown if Tested for Drugs

Variable 327      DRUG TEST TYPE #3      Width: 1      Type: Numeric  
 Dec:    None      Miss: 9

N	Prcnt	Code	Value and Description
4895	93.5	0	Not Tested For Drugs
28	0.5	1	Blood Test
2	0.0	2	Urine Test
1	0.0	3	Both: Blood and Urine

TRUCKS INVOLVED IN FATAL ACCIDENTS, 1999  
FARS OCCUPANT VARIABLES

## Variable 327: DRUG TEST TYPE #3 (Continued)

N	Prcnt	Code	Value and Description
1	0.0	7	Unknown Test Type
0	0.0	8	Other Type Test
306	5.8	9	Unknown if Tested for Drugs

Variable 328	DRUG TEST RESULTS #3	Width: 3	Type: Numeric
		Dec: None	Miss: 999

N	Prcnt	Code	Value and Description
4895	93.5	0	Not Tested For Drugs
23	0.4	1	No Drugs Reported
0	0.0	100	
		-	Narcotic Drug
0	0.0	295	
0	0.0	300	
		-	Depressant Drug
0	0.0	395	
0	0.0	400	
		-	Stimulant Drug
0	0.0	495	
0	0.0	500	
		-	Hallucinogen Drug
0	0.0	595	
0	0.0	600	
		-	Cannabinoid Drug
2	0.0	695	
0	0.0	700	
		-	Phencylidine (PCP)
0	0.0	795	
0	0.0	800	
		-	Anabolic Steroid
0	0.0	895	
0	0.0	900	
		-	Inhalant Drug
0	0.0	995	
3	0.1	996	Other Drug
0	0.0	997	Tested For Drugs, Results Unknown
0	0.0	998	Tested For Drugs, Drugs Found, Type Unknown
306	5.8	999	Unknown if Tested for Drugs



TRUCKS INVOLVED IN FATAL ACCIDENTS, 1999  
 FARS OCCUPANT VARIABLES

Variable 329 OCCUPANT INJURY SEVERITY Width: 1 Type: Numeric  
 Dec: None Miss: 9

N	Prcnt	Code	Value and Description
3014	57.6	0	O - no injury
617	11.8	1	C - possible injury
537	10.3	2	B - nonincapacitating evident injury
287	5.5	3	A - incapacitating injury
698	13.3	4	K - fatal injury
8	0.2	5	Injured, severity unknown
1	0.0	6	Died prior to accident
71	1.4	9	Unknown

Variable 330 OCC TAKEN TO HOSPITAL Width: 1 Type: Numeric  
 Dec: None Miss: 9

TAKEN TO HOSPITAL OR TREATMENT FACILITY

N	Prcnt	Code	Value and Description
3384	64.7	0	No
1248	23.8	1	Yes
402	7.7	7	Died at the scene
9	0.2	8	Died En Route
190	3.6	9	Unknown

Variable 331 OCC DEATH DATE - MONTH Width: 2 Type: Numeric  
 Dec: None Miss: 99

N	Prcnt	Code	Value and Description
4482	85.6	0	Not applicable
35	0.7	1	January
55	1.1	2	February
39	0.7	3	March
45	0.9	4	April
58	1.1	5	May
67	1.3	6	June
57	1.1	7	July
63	1.2	8	August
82	1.6	9	September
68	1.3	10	October
57	1.1	11	November
62	1.2	12	December
63	1.2	99	Unknown

TRUCKS INVOLVED IN FATAL ACCIDENTS, 1999  
FARS OCCUPANT VARIABLES

---

Variable 332	<u>OCC DEATH DATE - DAY</u>	Width: 2	Type: Numeric
		Dec: None	Miss: 99

---

N	Prcnt	Code	Value and Description
4482	85.6	0	Not applicable
22	0.4	1	
		-	Day of month
9	0.2	31	
63	1.2	99	Unknown

---

Variable 333	<u>OCC DEATH DATE - YEAR</u>	Width: 4	Type: Numeric
		Dec: None	Miss: 9999

---

N	Prcnt	Code	Value and Description
4482	85.6	0	Not applicable
691	13.2	1999	1999
60	1.1	9999	Unknown

---

Variable 334	<u>OCC DEATH TIME - HOURS</u>	Width: 2	Type: Numeric
		Dec: None	Miss: 99

---

N	Prcnt	Code	Value and Description
4493	85.9	0	12:01 am - 12:59 am
17	0.3	1	1:00 am - 1:59 am
27	0.5	2	2:00 am - 2:59 am
26	0.5	3	3:00 am - 3:59 am
21	0.4	4	4:00 am - 4:59 am
30	0.6	5	5:00 am - 5:59 am
35	0.7	6	6:00 am - 6:59 am
33	0.6	7	7:00 am - 7:59 am
35	0.7	8	8:00 am - 8:59 am
25	0.5	9	9:00 am - 9:59 am
32	0.6	10	10:00 am - 10:59 am
44	0.8	11	11:00 am - 11:59 am
35	0.7	12	12:00 pm - 12:59 pm
28	0.5	13	1:00 pm - 1:59 pm
41	0.8	14	2:00 pm - 2:59 pm
43	0.8	15	3:00 pm - 3:59 pm
20	0.4	16	4:00 pm - 4:59 pm
23	0.4	17	5:00 pm - 5:59 pm
22	0.4	18	6:00 pm - 6:59 pm
18	0.3	19	7:00 pm - 7:59 pm
21	0.4	20	8:00 pm - 8:59 pm
19	0.4	21	9:00 pm - 9:59 pm
17	0.3	22	10:00 pm - 10:59 pm
13	0.2	23	11:00 pm - 11:59 pm
115	2.2	99	Unknown

TRUCKS INVOLVED IN FATAL ACCIDENTS, 1999  
 FARS OCCUPANT VARIABLES

---

Variable 335	<u>OCC DEATH TIME - MINUTES</u>	Width: 2	Type: Numeric
		Dec: None	Miss: 99

N	Prcnt	Code	Value and Description
4536	86.7	0	- Minute
5	0.1	59	
122	2.3	99	Unknown

---

Variable 336	<u>LAG TIME ACC/DEATH - HRS</u>	Width: 3	Type: Numeric
		Dec: None	Miss: 999

N	Prcnt	Code	Value and Description
504	9.6	0	- Actual time in hours
0	0.0	684	
1	0.0	705	
4523	86.4	999	Unknown

---

Variable 342	<u>OCC FATAL INJURY AT WORK</u>	Width: 1	Type: Numeric
		Dec: None	Miss: 9

N	Prcnt	Code	Value and Description
54	1.0	0	No
460	8.8	1	Yes
4481	85.6	8	Not Applicable (not a fatality)
238	4.5	9	Unknown

---

Variable 345	<u>OCC ALCOHOL INVOLVEMENT</u>	Width: 1	Type: Numeric
		Dec: None	Miss: 9

N	Prcnt	Code	Value and Description
3665	70.0	0	No (alcohol not involved)
81	1.5	1	Yes (alcohol involved)
986	18.8	8	Not reported
501	9.6	9	Unknown (police reported)

TRUCKS INVOLVED IN FATAL ACCIDENTS, 1999  
FARS OCCUPANT VARIABLES

Variable 346	OCC METH ALC DETERMINAT	Width: 1	Type: Numeric
		Dec: None	Miss: 9

## METHOD OF ALCOHOL DETERMINATION (POLICE)

N	Prcnt	Code	Value and Description
399	7.6	1	Evidential test (breath, blood, urine)
105	2.0	2	Preliminary Breath Test (PBT)
23	0.4	3	Behavioral
2	0.0	4	Passive Alcohol Sensor (PAS)
603	11.5	5	Observed
24	0.5	8	Other (e.g., saliva test)
4077	77.9	9	Not reported

Variable 347	ALCOHOL TEST TYPE	Width: 1	Type: Numeric
		Dec: None	Miss: 9

N	Prcnt	Code	Value and Description
2687	51.3	0	Not tested for Alcohol
1589	30.4	1	Whole Blood
396	7.6	2	Breath "BAC"
73	1.4	3	Urine
3	0.1	4	Vitreous
2	0.0	5	Blood Plasma/Serum
0	0.0	6	Blood Clot
1	0.0	7	Liver
20	0.4	8	Other Test Type
462	8.8	9	Unknown

Variable 348	OCC ALCOHOL TEST RESULT	Width: 2	Type: Numeric
		Dec: 2	Miss: 0.99

N	Prcnt	Code	Value and Description
1703	32.5	0.00	BAC result < 0.01%
		-	Result value (grams/100 ml) %
0	0.0	0.43	
2	0.0	0.95	Test refused
2685	51.3	0.96	None given
347	6.6	0.97	AC test performed, results unknown
413	7.9	0.99	Unknown

TRUCKS INVOLVED IN FATAL ACCIDENTS, 1999  
 FARS OCCUPANT VARIABLES

Variable 361      RACE      Width: 2      Type: Numeric  
 Dec:    None      Miss: 99

N	Prcnt	Code	Value and Description
4530	86.6	0	Not applicable
393	7.5	1	White
60	1.1	2	Black
1	0.0	3	American Indian
			Asian or Pacific Islander
1	0.0	4	Chinese
0	0.0	5	Japanese
0	0.0	6	Hawaiian
0	0.0	7	Filipino
1	0.0	18	Asian Indian
0	0.0	28	Korean
0	0.0	38	Samoaan
0	0.0	48	Vietnamese
0	0.0	58	Guamanian
0	0.0	68	Other Asian
0	0.0	78	Asian\Pacific Islander
1	0.0	98	All other races
246	4.7	99	Unknown

Variable 362      HISPANIC ORIGIN      Width: 2      Type: Numeric  
 Dec:    None      Miss: 99

N	Prcnt	Code	Value and Description
4530	86.6	0	Not applicable
18	0.3	1	Mexican
1	0.0	2	Puerto Rican
2	0.0	3	Cuban
0	0.0	4	Central or South American
1	0.0	5	Other Hispanic
4	0.1	6	Hispanic - not specified
407	7.8	7	Non-Hispanic
270	5.2	99	Unknown

TRUCKS INVOLVED IN FATAL ACCIDENTS, 1999  
FARS OCCUPANT VARIABLES

The SURVEY Variables

Information in variables 1001 through 1065 was collected by the TIFA interview.

Variable 1001	POWER UNIT MAKE	Width: 2	Type: Numeric
		Dec: None	Miss: 99

N	Prcnt	Code	Value and Description
10	0.2	1	Autocar
116	2.2	2	Chevrolet
104	2.0	3	Dodge
606	11.6	4	Ford
1072	20.5	5	Freightliner
166	3.2	6	GMC
873	16.7	7	International
47	0.9	8	Isuzu
588	11.2	9	Kenworth
512	9.8	10	Mack
1	0.0	11	Mercedes Benz
20	0.4	12	Mitsubishi Fuso
19	0.4	13	Nissan/UD
483	9.2	14	Peterbilt
182	3.5	15	Volvo
57	1.1	16	Western Star
46	0.9	17	White
202	3.9	18	WhiteGMC
20	0.4	19	Sterling
45	0.9	97	Other
64	1.2	99	Unknown

Variable 1002	POWER UNIT YEAR	Width: 4	Type: Numeric
		Dec: None	Miss: 9999

N	Prcnt	Code	Value and Description
1	0.0	1959	1959
1	0.0	1962	1962
1	0.0	1964	1964
6	0.1	1966	1966
4	0.1	1967	1967
3	0.1	1968	1968
5	0.1	1969	1969
7	0.1	1970	1970
5	0.1	1971	1971
10	0.2	1972	1972
18	0.3	1973	1973
18	0.3	1974	1974
22	0.4	1975	1975
21	0.4	1976	1976
23	0.4	1977	1977

TRUCKS INVOLVED IN FATAL ACCIDENTS, 1999  
SURVEY VARIABLES

## Variable 1002:POWER UNIT YEAR (Continued)

N	Prcnt	Code	Value and Description
30	0.6	1978	1978
52	1.0	1979	1979
35	0.7	1980	1980
37	0.7	1981	1981
36	0.7	1982	1982
44	0.8	1983	1983
104	2.0	1984	1984
141	2.7	1985	1985
119	2.3	1986	1986
130	2.5	1987	1987
186	3.6	1988	1988
177	3.4	1989	1989
187	3.6	1990	1990
173	3.3	1991	1991
195	3.7	1992	1992
321	6.1	1993	1993
403	7.7	1994	1994
519	9.9	1995	1995
419	8.0	1996	1996
448	8.6	1997	1997
546	10.4	1998	1998
607	11.6	1999	1999
113	2.2	2000	2000
66	1.3	9999	Unknown

---

Variable 1003	CAB STYLE	Width: 1	Type: Numeric
		Dec: None	Miss: 9

N	Prcnt	Code	Value and Description
4580	87.5	1	Conventional
586	11.2	2	Cabover or cab-forward
67	1.3	9	Unknown

---

Variable 1004	SLEEPER PRESENT	Width: 1	Type: Numeric
		Dec: None	Miss: 9

N	Prcnt	Code	Value and Description
2246	42.9	1	Yes
2740	52.4	2	No
247	4.7	9	Unknown



TRUCKS INVOLVED IN FATAL ACCIDENTS, 1999  
SURVEY VARIABLES

Variable 1005 FUEL TYPE Width: 1 Type: Numeric  
Dec: None Miss: 9

N	Prcnt	Code	Value and Description
282	5.4	1	Gasoline
4865	93.0	2	Diesel
5	0.1	4	Other
81	1.5	9	Unknown

Variable 1006 TRUCK MODEL Width: 10 Type: Alphabetic  
Dec: None Miss: None

TRUCK MODEL NAME OR NUMBER

N	Prcnt	Code	Value and Description
1	0.0	1552	- Model name or number
1	0.0	WXLM64T	

Variable 1007 POWER UNIT TYPE Width: 1 Type: Numeric  
Dec: None Miss: 9

N	Prcnt	Code	Value and Description
1719	32.8	1	Straight truck
3464	66.2	8	Tractor
50	1.0	9	Unknown

Variable 1008 STRT TRUCK BODY STYLE Width: 2 Type: Numeric  
Dec: None Miss: 99

STRAIGHT TRUCK BODY STYLE

N	Prcnt	Code	Value and Description
3460	66.1	0	Not applicable (tractor)
355	6.8	1	Van
3	0.1	2	Open top van
59	1.1	3	Refrigerated van
4	0.1	4	Livestock carrier
131	2.5	5	Flatbed
1	0.0	6	Lowboy
31	0.6	7	Flatbed with equipment
74	1.4	8	Flatbed with sides
15	0.3	9	Pole/logging
60	1.1	10	Tank: liquid/gas
5	0.1	11	Tank: dry bulk
23	0.4	12	Auto carrier

TRUCKS INVOLVED IN FATAL ACCIDENTS, 1999  
SURVEY VARIABLES

## Variable 1008:STRT TRUCK BODY STYLE (Continued)

N	Prcnt	Code	Value and Description
423	8.1	13	Dump
1	0.0	14	Bottom dump/hopper bottom
131	2.5	15	Garbage/refuse
400	7.6	16	Other
57	1.1	99	Unknown

Variable 1009	STRT TRUCK OTHER BODY	Width: 10	Type: Alphabetic
		Dec: None	Miss: None

## SPECIFIC OTHER BODY STYLE

N	Prcnt	Code	Value and Description
1	0.0	AUGER	
			- Specific body style
23	0.4	WRECKER	

Variable 1010	POWER UNIT NO. OF AXLES	Width: 1	Type: Numeric
		Dec: None	Miss: 9

## NUMBER OF POWER UNIT AXLES

N	Prcnt	Code	Value and Description
1394	26.6	2	2 axles
3648	69.7	3	3 axles
99	1.9	4	4 axles
15	0.3	5	5 axles
1	0.0	6	6 axles
76	1.5	9	Unknown

Variable 1011	POWER UNIT LIFT AXLES	Width: 1	Type: Numeric
		Dec: None	Miss: 9

## NUMBER OF POWER UNIT LIFT AXLES

N	Prcnt	Code	Value and Description
5040	96.3	0	None
98	1.9	1	1 lift axle
14	0.3	2	2 lift axles
3	0.1	3	3 lift axles
78	1.5	9	Unknown

TRUCKS INVOLVED IN FATAL ACCIDENTS, 1999  
SURVEY VARIABLES

Variable 1012    POWER UNIT LENGTH    Width: 3    Type: Numeric  
Dec:    None    Miss: 999

N	Prcnt	Code	Value and Description
1	0.0	14	14 feet
6	0.1	15	15 feet
11	0.2	16	16 feet
53	1.0	17	17 feet
115	2.2	18	18 feet
253	4.8	19	19 feet
241	4.6	20	20 feet
322	6.2	21	21 feet
558	10.7	22	22 feet
310	5.9	23	23 feet
696	13.3	24	24 feet
626	12.0	25	25 feet
329	6.3	26	26 feet
341	6.5	27	27 feet
369	7.1	28	28 feet
216	4.1	29	29 feet
220	4.2	30	30 feet
93	1.8	31	31 feet
73	1.4	32	32 feet
88	1.7	33	33 feet
40	0.8	34	34 feet
67	1.3	35	35 feet
21	0.4	36	36 feet
14	0.3	37	37 feet
13	0.2	38	38 feet
4	0.1	39	39 feet
8	0.2	40	40 feet
1	0.0	41	41 feet
1	0.0	43	43 feet
1	0.0	44	44 feet
1	0.0	45	45 feet
1	0.0	48	48 feet
1	0.0	53	53 feet
139	2.7	999	Unknown

Variable 1013    POWER UNIT CARGO WEIGHT    Width: 6    Type: Numeric  
Dec:    None    Miss: 999999

N	Prcnt	Code	Value and Description
688	13.1	0	
		-	Weight in pounds
1	0.0	73000	
13	0.2	999995	Unit towed by wrecker
3442	65.8	999996	Not applicable (tractors without cargo)
197	3.8	999997	Some cargo (weight unknown)
53	1.0	999998	Full (weight unknown)
77	1.5	999999	Unknown

TRUCKS INVOLVED IN FATAL ACCIDENTS, 1999  
SURVEY VARIABLES

---

<u>Variable 1014</u>	<u>POWER UNIT EMPTY WEIGHT</u>	Width: 6	Type: Numeric
		Dec: None	Miss: 999999

---

N	Prcnt	Code	Value and Description
0	0.0	5000	
			- Weight in pounds
1	0.0	137500	
148	2.8	999999	Unknown

---

<u>Variable 1015</u>	<u>POWER UNIT CARGO</u>	Width: 2	Type: Numeric
		Dec: None	Miss: 99

---

N	Prcnt	Code	Value and Description
688	13.1	0	Empty
201	3.8	1	General freight
44	0.8	2	Household goods
19	0.4	3	Building materials
13	0.2	4	Metal: coils, sheets, etc
8	0.2	5	Heavy machinery
24	0.5	6	Large objects
21	0.4	7	Motor vehicles
31	0.6	8	Piggyback/towaway
9	0.2	9	Gases in bulk
314	6.0	10	Solids in bulk
40	0.8	11	Liquids in bulk
1	0.0	12	Explosives
35	0.7	13	Logs/poles/lumber
42	0.8	14	Refrigerated food
0	0.0	15	Mobile home
35	0.7	16	Farm products
4	0.1	17	Live animals
184	3.5	18	Other
1	0.0	95	Cargo, unknown type
3442	65.8	98	Not applicable (not a straight truck)
77	1.5	99	Unknown

---

<u>Variable 1016</u>	<u>POWER UNIT HAZ. CARGO</u>	Width: 1	Type: Numeric
		Dec: None	Miss: 9

---

## POWER UNIT HAZARDOUS CARGO

N	Prcnt	Code	Value and Description
57	1.1	1	Hazardous cargo
1662	31.8	2	Nonhazardous cargo
3442	65.8	8	Not applicable (not a straight truck)
72	1.4	9	Unknown

---

Variable 1017	1ST TRAILER TYPE	Width: 1	Type: Numeric
		Dec: None	Miss: 9

---

N	Prcnt	Code	Value and Description
3314	63.3	1	Semitrailer
55	1.1	2	Full trailer
188	3.6	3	Other
1626	31.1	4	None
50	1.0	9	Unknown

---

Variable 1018	1ST TRAILER NO. OF AXLES	Width: 2	Type: Numeric
		Dec: None	Miss: 99

---

NUMBER OF 1ST TRAILER AXLES

N	Prcnt	Code	Value and Description
187	3.6	1	1 axle
3162	60.4	2	2 axles
133	2.5	3	3 axles
26	0.5	4	4 axles
9	0.2	5	5 axles
4	0.1	6	6 axles
1	0.0	7	7 axles
1	0.0	8	8 axles
50	1.0	97	Unknown if had 1st trailer
1626	31.1	98	Not applicable (no 1st trailer)
34	0.6	99	Unknown

---

Variable 1019	1ST TRAILER LIFT AXLES	Width: 1	Type: Numeric
		Dec: None	Miss: 9

---

NUMBER OF 1ST TRAILER LIFT AXLES

N	Prcnt	Code	Value and Description
3478	66.5	0	None
21	0.4	1	1 lift axle
7	0.1	2	2 lift axles
1	0.0	4	4 lift axles
50	1.0	7	Unknown if had 1st trailer
1626	31.1	8	Not applicable (no 1st trailer)
50	1.0	9	Unknown

TRUCKS INVOLVED IN FATAL ACCIDENTS, 1999  
SURVEY VARIABLES

Variable 1020	1ST TRAILER EMPTY WEIGHT	Width: 6	Type: Numeric
		Dec: None	Miss: 999999

N	Prcnt	Code	Value and Description
1	0.0	100	- Weight in pounds
1	0.0	172000	
50	1.0	999996	Unknown if had 1st trailer
1626	31.1	999998	Not applicable (no 1st trailer)
186	3.6	999999	Unknown

Variable 1021	1ST TRAILER CARGO WEIGHT	Width: 6	Type: Numeric
		Dec: None	Miss: 999999

N	Prcnt	Code	Value and Description
954	18.2	0	- Weight in pounds
1	0.0	176000	
50	1.0	999994	Unknown if had 1st trailer
1626	31.1	999996	Not applicable (no 1st trailer)
233	4.5	999997	Some cargo (weight unknown)
150	2.9	999998	Full (weight unknown)
97	1.9	999999	Unknown

Variable 1022	1ST TRAILER LENGTH	Width: 3	Type: Numeric
		Dec: None	Miss: 999

N	Prcnt	Code	Value and Description
1	0.0	4	4 feet
1	0.0	6	6 feet
5	0.1	10	10 feet
13	0.2	12	12 feet
5	0.1	13	13 feet
7	0.1	14	14 feet
10	0.2	15	15 feet
13	0.2	16	16 feet
2	0.0	17	17 feet
16	0.3	18	18 feet
6	0.1	19	19 feet
31	0.6	20	20 feet
3	0.1	21	21 feet
16	0.3	22	22 feet
15	0.3	23	23 feet
36	0.7	24	24 feet
17	0.3	25	25 feet
15	0.3	26	26 feet
16	0.3	27	27 feet
135	2.6	28	28 feet
22	0.4	29	29 feet

TRUCKS INVOLVED IN FATAL ACCIDENTS, 1999  
SURVEY VARIABLES

Variable 1022:1ST TRAILER LENGTH (Continued)

N	Prcnt	Code	Value and Description
42	0.8	30	30 feet
6	0.1	31	31 feet
30	0.6	32	32 feet
17	0.3	33	33 feet
12	0.2	34	34 feet
30	0.6	35	35 feet
19	0.4	36	36 feet
15	0.3	37	37 feet
47	0.9	38	38 feet
32	0.6	39	39 feet
293	5.6	40	40 feet
29	0.6	41	41 feet
178	3.4	42	42 feet
78	1.5	43	43 feet
28	0.5	44	44 feet
333	6.4	45	45 feet
19	0.4	46	46 feet
17	0.3	47	47 feet
973	18.6	48	48 feet
18	0.3	49	49 feet
30	0.6	50	50 feet
16	0.3	51	51 feet
14	0.3	52	52 feet
714	13.6	53	53 feet
4	0.1	54	54 feet
7	0.1	55	55 feet
5	0.1	56	56 feet
6	0.1	57	57 feet
3	0.1	60	60 feet
1	0.0	63	63 feet
3	0.1	65	65 feet
1	0.0	66	66 feet
1	0.0	67	67 feet
1	0.0	70	70 feet
1	0.0	74	74 feet
1	0.0	76	76 feet
1	0.0	80	80 feet
1	0.0	81	81 feet
1	0.0	82	82 feet
1	0.0	85	85 feet
1	0.0	88	88 feet
1	0.0	130	130 feet
1	0.0	132	132 feet
50	1.0	994	Unknown if had 1st trailer
1626	31.1	996	Not applicable (no 1st trailer)
9	0.2	997	Short (estimated under 35 feet)
47	0.9	998	Long (estimated 35 feet and over)
85	1.6	999	Unknown

TRUCKS INVOLVED IN FATAL ACCIDENTS, 1999  
SURVEY VARIABLES

Variable 1023	1ST TRAILER BODY	Width: 2	Type: Numeric
		Dec: None	Miss: 99

## 1ST TRAILER BODY STYLE

N	Prcnt	Code	Value and Description
1676	32.0	0	None or unknown if had 1st trailer
1319	25.2	1	Van
46	0.9	2	Open top van
435	8.3	3	Refrigerated van
55	1.1	4	Livestock carrier
561	10.7	5	Flatbed
61	1.2	6	Lowboy
8	0.2	7	Flatbed with equipment
50	1.0	8	Flatbed with sides
130	2.5	9	Pole/logging
282	5.4	10	Tank: liquid/gas
68	1.3	11	Tank: dry bulk
34	0.6	12	Auto carrier
270	5.2	13	Dump
115	2.2	14	Bottom dump/hopper bottom
6	0.1	15	Garbage/refuse
94	1.8	16	Other
23	0.4	99	Unknown

Variable 1024	1ST TRAILER OTHER BODY	Width: 10	Type: Alphabetic
		Dec: None	Miss: None

## SPECIFIC OTHER BODY STYLE

N	Prcnt	Code	Value and Description
1	0.0	A-FRAME	
			- Specific body style
1	0.0	VAN & DOLL	

Variable 1025	1ST TRAILER CARGO	Width: 2	Type: Numeric
		Dec: None	Miss: 99

## 1ST TRAILER CARGO TYPE

N	Prcnt	Code	Value and Description
951	18.2	0	Empty
902	17.2	1	General freight
22	0.4	2	Household goods
59	1.1	3	Building materials
122	2.3	4	Metal: coils, sheets, etc
85	1.6	5	Heavy machinery
81	1.5	6	Large objects
33	0.6	7	Motor vehicles



Variable 1025:1ST TRAILER CARGO (Continued)

N	Prcnt	Code	Value and Description
0	0.0	8	Piggyback/towaway
9	0.2	9	Gases in bulk
350	6.7	10	Solids in bulk
188	3.6	11	Liquids in bulk
1	0.0	12	Explosives
165	3.2	13	Logs/poles/lumber
294	5.6	14	Refrigerated food
16	0.3	15	Mobile home
88	1.7	16	Farm products
42	0.8	17	Live animals
25	0.5	18	Other
20	0.4	95	Cargo, unknown type
50	1.0	96	Unknown if had 1st trailer
1626	31.1	98	Not applicable (no 1st trailer)
104	2.0	99	Unknown

---

Variable 1026	1ST TRAILER HAZ. CARGO	Width: 1	Type: Numeric
		Dec: None	Miss: 9

---

1ST TRAILER HAZARDOUS CARGO

N	Prcnt	Code	Value and Description
142	2.7	1	Hazardous cargo
3360	64.2	2	Nonhazardous cargo
50	1.0	6	Unknown if had 1st trailer
1626	31.1	8	Not applicable (no 1st trailer)
55	1.1	9	Unknown

---

Variable 1027	2ND TRAILER TYPE	Width: 1	Type: Numeric
		Dec: None	Miss: 9

---

N	Prcnt	Code	Value and Description
90	1.7	1	Semitrailer
63	1.2	2	Full trailer
2	0.0	3	Other
5029	96.1	4	None
49	0.9	9	Unknown

TRUCKS INVOLVED IN FATAL ACCIDENTS, 1999  
SURVEY VARIABLES

Variable 1028	2ND TRAILER NO. OF AXLES	Width: 2	Type: Numeric
		Dec: None	Miss: 99

## NUMBER OF 2ND TRAILER AXLES

N	Prcnt	Code	Value and Description
3	0.1	1	1 axle
126	2.4	2	2 axles
12	0.2	3	3 axles
5	0.1	4	4 axles
8	0.2	5	5 axles
49	0.9	97	Unknown if had 2nd trailer
5029	96.1	98	Not applicable (no 2nd trailer)
1	0.0	99	Unknown

Variable 1029	2ND TRAILER LIFT AXLES	Width: 1	Type: Numeric
		Dec: None	Miss: 9

## NUMBER OF 2ND TRAILER LIFT AXLES

N	Prcnt	Code	Value and Description
152	2.9	0	None
49	0.9	7	Unknown if had 2nd trailer
5029	96.1	8	Not applicable (no 2nd trailer)
3	0.1	9	Unknown

Variable 1030	2ND TRAILER EMPTY WEIGHT	Width: 6	Type: Numeric
		Dec: None	Miss: 999999

N	Prcnt	Code	Value and Description
1	0.0	5000	
		-	Weight in pounds
1	0.0	85000	
49	0.9	999996	Unknown if had 2nd trailer
5029	96.1	999998	Not applicable (no 2nd trailer)
5	0.1	999999	Unknown

Variable 1031	2ND TRAILER CARGO WEIGHT	Width: 6	Type: Numeric
		Dec: None	Miss: 999999

N	Prcnt	Code	Value and Description
50	1.0	0	
		-	Weight in pounds
1	0.0	48320	
49	0.9	999994	Unknown if had 2nd trailer
5029	96.1	999996	Not applicable (no 2nd trailer)

Variable 1031:2ND TRAILER CARGO WEIGHT (Continued)

N	Prcnt	Code	Value and Description
20	0.4	999997	Some cargo (weight unknown)
10	0.2	999998	Full (weight unknown)
6	0.1	999999	Unknown

---

Variable 1032	2ND TRAILER LENGTH	Width: 3	Type: Numeric
		Dec: None	Miss: 999

---

N	Prcnt	Code	Value and Description
1	0.0	10	10 feet
1	0.0	14	14 feet
3	0.1	18	18 feet
10	0.2	20	20 feet
1	0.0	21	21 feet
4	0.1	22	22 feet
4	0.1	23	23 feet
9	0.2	24	24 feet
3	0.1	25	25 feet
5	0.1	26	26 feet
5	0.1	27	27 feet
76	1.5	28	28 feet
18	0.3	29	29 feet
3	0.1	30	30 feet
1	0.0	32	32 feet
4	0.1	33	33 feet
1	0.0	34	34 feet
1	0.0	36	36 feet
1	0.0	40	40 feet
49	0.9	994	Unknown if had 2nd trailer
5029	96.1	996	Not applicable (no 2nd trailer)
0	0.0	997	Short (estimated under 35 feet)
1	0.0	998	Long (estimated 35 feet and over)
3	0.1	999	Unknown

---

Variable 1033	2ND TRAILER BODY	Width: 2	Type: Numeric
		Dec: None	Miss: 99

---

2ND TRAILER BODY STYLE

N	Prcnt	Code	Value and Description
5078	97.0	0	None or unknown if had 2nd trailer
75	1.4	1	Van
2	0.0	2	Open top van
2	0.0	3	Refrigerated van
21	0.4	5	Flatbed
1	0.0	6	Lowboy
3	0.1	8	Flatbed with sides

## Variable 1033:2ND TRAILER BODY (Continued)

N	Prcnt	Code	Value and Description
2	0.0	9	Pole/logging
4	0.1	10	Tank: liquid/gas
4	0.1	11	Tank: dry bulk
16	0.3	13	Dump
17	0.3	14	Bottom dump/hopper bottom
8	0.2	16	Other

---

Variable 1034	2ND TRAILER OTHER BODY	Width: 10	Type: Alphabetic
		Dec: None	Miss: None

---

## SPECIFIC OTHER BODY STYLE

N	Prcnt	Code	Value and Description
1	0.0		CONTAINERS
			- Specific body style
1	0.0		TOMATO TUB

---

Variable 1035	2ND TRAILER CARGO	Width: 2	Type: Numeric
		Dec: None	Miss: 99

---

## 2ND TRAILER CARGO TYPE

N	Prcnt	Code	Value and Description
48	0.9	0	Empty
54	1.0	1	General freight
2	0.0	3	Building materials
4	0.1	4	Metal: coils, sheets, etc
6	0.1	6	Large objects
18	0.3	10	Solids in bulk
4	0.1	11	Liquids in bulk
4	0.1	13	Logs/poles/lumber
1	0.0	14	Refrigerated food
9	0.2	16	Farm products
49	0.9	96	Unknown if had 2nd trailer
5029	96.1	98	Not applicable (no 2nd trailer)
5	0.1	99	Unknown

Variable 1036	2ND TRAILER HAZ. CARGO	Width: 1	Type: Numeric
		Dec: None	Miss: 9

2ND TRAILER HAZARDOUS CARGO

N	Prcnt	Code	Value and Description
3	0.1	1	Hazardous cargo
147	2.8	2	Nonhazardous cargo
49	0.9	6	Unknown if had 2nd trailer
5029	96.1	8	Not applicable (no 2nd trailer)
5	0.1	9	Unknown

Variable 1037	3RD TRAILER TYPE	Width: 1	Type: Numeric
		Dec: None	Miss: 9

N	Prcnt	Code	Value and Description
2	0.0	1	Semitrailer
0	0.0	2	Full trailer
1	0.0	3	Other
5181	99.0	4	None
49	0.9	9	Unknown

Variable 1038	3RD TRAILER NO. OF AXLES	Width: 2	Type: Numeric
		Dec: None	Miss: 99

NUMBER OF 3RD TRAILER AXLES

N	Prcnt	Code	Value and Description
2	0.0	2	2 axles
1	0.0	3	3 axles
49	0.9	97	Unknown if had 3rd trailer
5181	99.0	98	Not applicable (no 3rd trailer)
0	0.0	99	Unknown

Variable 1039	3RD TRAILER LIFT AXLES	Width: 1	Type: Numeric
		Dec: None	Miss: 9

NUMBER OF 3RD TRAILER LIFT AXLES

N	Prcnt	Code	Value and Description
3	0.1	0	None
49	0.9	7	Unknown if had 3rd trailer
5181	99.0	8	Not applicable (no 3rd trailer)
0	0.0	9	Unknown

TRUCKS INVOLVED IN FATAL ACCIDENTS, 1999  
SURVEY VARIABLES

Variable	3RD TRAILER EMPTY WEIGHT	Width:	Type:
1040		6	Numeric
		Dec: None	Miss: 999999

N	Prcnt	Code	Value and Description
1	0.0	7000	
		-	Weight in pounds
1	0.0	8000	
49	0.9	999996	Unknown if had 3rd trailer
5181	99.0	999998	Not applicable (no 3rd trailer)
1	0.0	999999	Unknown

Variable	3RD TRAILER CARGO WEIGHT	Width:	Type:
1041		6	Numeric
		Dec: None	Miss: 999999

N	Prcnt	Code	Value and Description
1	0.0	11000	
		-	Weight in pounds
1	0.0	25000	
49	0.9	999994	Unknown if had 3rd trailer
5181	99.0	999996	Not applicable (no 3rd trailer)
0	0.0	999997	Some cargo (weight unknown)
0	0.0	999998	Full (weight unknown)
1	0.0	999999	Unknown

Variable	3RD TRAILER LENGTH	Width:	Type:
1042		3	Numeric
		Dec: None	Miss: 999

N	Prcnt	Code	Value and Description
2	0.0	28	28 feet
49	0.9	994	Unknown if had 3rd trailer
5181	99.0	996	Not applicable (no 3rd trailer)
0	0.0	997	Short (estimated under 35 feet)
0	0.0	998	Long (estimated 35 feet and over)
1	0.0	999	Unknown

Variable	3RD TRAILER BODY	Width:	Type:
1043		2	Numeric
		Dec: None	Miss: 99

3RD TRAILER BODY STYLE

N	Prcnt	Code	Value and Description
5230	99.9	0	None or unknown if had 3rd trailer
2	0.0	1	Van
1	0.0	16	Other

Variable 1044 3RD TRAILER OTHER BODY Width: 10 Type: Alphabetic  
 Dec: None Miss: None

SPECIFIC OTHER BODY STYLE

-

Variable 1045 3RD TRAILER CARGO Width: 2 Type: Numeric  
 Dec: None Miss: 99

3RD TRAILER CARGO TYPE

N	Prcnt	Code	Value and Description
2	0.0	1	General freight
49	0.9	96	Unknown if had 3rd trailer
5181	99.0	98	Not applicable (no 3rd trailer)
1	0.0	99	Unknown

Variable 1046 3RD TRAILER HAZ. CARGO Width: 1 Type: Numeric  
 Dec: None Miss: 9

3RD TRAILER HAZARDOUS CARGO

N	Prcnt	Code	Value and Description
0	0.0	1	Hazardous cargo
2	0.0	2	Nonhazardous cargo
49	0.9	6	Unknown if had 3rd trailer
5181	99.0	8	Not applicable (no 3rd trailer)
1	0.0	9	Unknown

Variable 1047 VEHICLE CONFIGURATION Width: 10 Type: Alphabetic  
 Dec: None Miss: None

VEHICLE CONFIGURATION BY UNIT

N	Prcnt	Code	Value and Description
50	1.0		Unk/Unspec
1483	28.3	R	
			- Unit descriptor codes
1	0.0	TWWW	

TRUCKS INVOLVED IN FATAL ACCIDENTS, 1999  
SURVEY VARIABLES

Variable 1048	VEHICLE COMBINATION CODE	Width: 2	Type: Numeric
		Dec: None	Miss: 99
N Prcnt	Code Value and Description		
	Straight truck, no or 1 cargo-carrying trailer		
1483 28.3	1 Straight truck only		
54 1.0	2 Straight truck & full trailer		
126 2.4	3 Straight truck & other (nonfull trailer)		
44 0.8	4 Straight truck & other trailer with gooseneck hitch		
0 0.0	5 Straight truck & A-dolly & semitrailer		
10 0.2	6 Straight truck wrecker w/towed unit		
0 0.0	9 Straight truck, unknown if pulling trailer		
	Straight truck, 2 cargo-carrying trailers		
0 0.0	10 Straight truck & full trailer & other trailer		
0 0.0	11 Straight truck & other trailer & other trailer		
0 0.0	12 Straight truck & 2 full trailers		
0 0.0	13 Straight truck, other trailer with gooseneck hitch & A-dolly & other trailer		
0 0.0	14 Straight truck, other trailer with gooseneck hitch & other trailer		
	Tractor, no cargo-carrying trailers		
110 2.1	20 Bobtail tractor		
20 0.4	21 Tractor carrying cargo		
0 0.0	22 Tractor & A-dolly		
	Tractor, 1 cargo-carrying trailer		
3159 60.4	30 Tractor & semitrailer		
18 0.3	31 Tractor & other (nonsemitrailer)		
0 0.0	32 Tractor & semitrailer & A-dolly		
1 0.0	33 Tractor & full trailer		
	Tractor, 2 cargo-carrying trailers		
87 1.7	40 Tractor & semitrailer & A-dolly & semitrailer		
1 0.0	41 Tractor & semitrailer & B-dolly & semitrailer		
0 0.0	42 Tractor & semitrailer & C-dolly & semitrailer		
0 0.0	43 Tractor & semitrailer with unk. dolly & semitrailer		
62 1.2	44 Tractor & semitrailer & full trailer		
0 0.0	45 Tractor & full trailer & full trailer		
1 0.0	46 Tractor & semitrailer & other trailer		
	Tractor, 3 cargo-carrying trailers		
2 0.0	50 Tractor & 3 trailers (A-dollies)		
0 0.0	51 Tractor, semitrailer, A-dolly, semitrailer, full trailer		
0 0.0	52 Tractor, semitrailer, two full trailers		
	Combinations for oversize/overweight loads		
0 0.0	60 Tractor & jeep & semitrailer & jeep		
1 0.0	61 Tractor & semitrailer & jeep		
0 0.0	62 Tractor & jeep & semitrailer		
1 0.0	63 Tractor & jeep & full trailer & jeep		
	Unusual tractor combinations		
0 0.0	70 Tractor towing tractor *		



Variable 1048:VEHICLE COMBINATION CODE (Continued)

N	Prcnt	Code	Value and Description
0	0.0	71	Tractor towing straight truck *
0	0.0	72	Tractor towing tractor-semitrailer*
0	0.0	73	Tractor with one saddlemount tractor
0	0.0	74	Tractor with two saddlemount tractors
1	0.0	75	Tractor with three saddlemount tractors
0	0.0	78	Tractor with saddlemount tractor and Pvan
Unusual straight truck combinations			
0	0.0	80	Straight truck towing straight truck *
0	0.0	81	Straight truck pulling tractor-semitrailer
0	0.0	82	Wrecker and Doubles
1	0.0	83	Wrecker towing straight and full trailer
1	0.0	84	Straight with two saddlemount straight trucks
50	1.0	99	Unknown

\* Towed units with all wheels on ground

---

Variable 1049	NO. OF TRAILERS	Width: 1	Type: Numeric
		Dec: None	Miss: 9

---

N	Prcnt	Code	Value and Description
1626	31.1	0	No trailer
3402	65.0	1	1 trailer
152	2.9	2	2 trailers
3	0.1	3	3 trailers
50	1.0	9	Unknown

---

Variable 1050	GROSS VEH WEIGHT RATING	Width: 1	Type: Numeric
		Dec: None	Miss: 9

---

N	Prcnt	Code	Value and Description
349	6.7	3	10,001 - 14,000 lbs.
126	2.4	4	14,001 - 16,000 lbs.
33	0.6	5	16,001 - 19,500 lbs.
203	3.9	6	19,501 - 26,000 lbs.
374	7.1	7	26,001 - 33,000 lbs.
3938	75.3	8	33,001 lbs. or more
210	4.0	9	Unknown

TRUCKS INVOLVED IN FATAL ACCIDENTS, 1999  
SURVEY VARIABLES

---

<b>Variable 1051</b>	<b>EMPTY COMBINATION WEIGHT</b>	<b>Width: 6</b>	<b>Type: Numeric</b>
		<b>Dec: None</b>	<b>Miss: 999999</b>

---

N	Prcnt	Code	Value and Description
1	0.0	3000	
		-	Weight in pounds
1	0.0	198000	
297	5.7	999999	Unknown

---

<b>Variable 1052</b>	<b>GROSS COMBINATION WEIGHT</b>	<b>Width: 6</b>	<b>Type: Numeric</b>
		<b>Dec: None</b>	<b>Miss: 999999</b>

---

N	Prcnt	Code	Value and Description
2	0.0	5000	
		-	Weight in pounds
1	0.0	270000	
832	15.9	999999	Unknown

---

<b>Variable 1053</b>	<b>TOTAL LENGTH</b>	<b>Width: 3</b>	<b>Type: Numeric</b>
		<b>Dec: None</b>	<b>Miss: 999</b>

---

N	Prcnt	Code	Value and Description
2	0.0	15	
		-	Length in feet
1	0.0	151	
258	4.9	999	Unknown

---

<b>Variable 1054</b>	<b>TOTAL WIDTH</b>	<b>Width: 3</b>	<b>Type: Numeric</b>
		<b>Dec: None</b>	<b>Miss: 999</b>

---

N	Prcnt	Code	Value and Description
1	0.0	60	
		-	Width in inches
1	0.0	288	
359	6.9	997	Unknown, but legal
5	0.1	998	Unknown, but overwidth
610	11.7	999	Unknown

Variable 1055	SPECIFIC CARGO	Width: 20	Type: Alphabetic
		Dec: None	Miss: None

ACTUAL CARGO CARRIED

N	Prcnt	Code	Value and Description
1	0.0		ABRASIVES
			- Actual cargo
1	0.0		ZIRCONIA ORE IN BAGS

Variable 1056	CARGO SPILLAGE	Width: 1	Type: Numeric
		Dec: None	Miss: 9

N	Prcnt	Code	Value and Description
4158	79.5	0	No spillage
723	13.8	1	Spillage of nonhazardous cargo
60	1.1	2	Spillage of hazardous cargo
292	5.6	9	Unknown

Variable 1057	AREA OF OPERATION	Width: 1	Type: Numeric
		Dec: None	Miss: 9

N	Prcnt	Code	Value and Description
3565	68.1	1	Interstate
1242	23.7	2	Intrastate
92	1.8	6	Government owned
59	1.1	7	Daily rental
275	5.3	9	Unknown

Variable 1058	OPERATING AUTHORITY	Width: 1	Type: Numeric
		Dec: None	Miss: 9

N	Prcnt	Code	Value and Description
1950	37.3	1	Private
3003	57.4	2	For hire
92	1.8	6	Government owned
59	1.1	7	Daily rental
129	2.5	9	Unknown

TRUCKS INVOLVED IN FATAL ACCIDENTS, 1999  
SURVEY VARIABLES

Variable 1059	ACCIDENT TYPE	Width: 2	Type: Numeric
		Dec: None	Miss: 99

N	Prcnt	Code	Value and Description
267	5.1	1	Drive off road, right - Diagram number (see appendix)
72	1.4	97	Untripped rollover
471	9.0	98	Other accident type
178	3.4	99	Unknown

Variable 1061	TRIP TYPE	Width: 1	Type: Numeric
		Dec: None	Miss: 9

N	Prcnt	Code	Value and Description
1942	37.1	1	Local delivery
603	11.5	2	51 to 100 miles
484	9.2	3	101 to 200 miles
622	11.9	4	201 to 500 miles
739	14.1	5	Over 500 miles
155	3.0	6	Unknown over-the-road trip distance
688	13.1	9	Unknown

Variable 1062	HOURS DRIVING	Width: 2	Type: Numeric
		Dec: None	Miss: 99

N	Prcnt	Code	Value and Description
1044	20.0	1	1 hour
543	10.4	2	2 hours
346	6.6	3	3 hours
388	7.4	4	4 hours
275	5.3	5	5 hours
240	4.6	6	6 hours
116	2.2	7	7 hours
170	3.2	8	8 hours
43	0.8	9	9 hours
42	0.8	10	10 hours
15	0.3	11	11 hours
14	0.3	12	12 hours
1	0.0	13	13 hours
2	0.0	14	14 hours
3	0.1	15	15 hours
1	0.0	17	17 hours
1	0.0	19	19 hours
1	0.0	31	31 hours
1	0.0	34	34 hours
228	4.4	96	Unknown but legal
6	0.1	97	Unknown but not legal
35	0.7	98	Not applicable
1718	32.8	99	Unknown

---

Variable 1063 INTERVIEW CONDUCTED Width: 1 Type: Numeric  
 Dec: None Miss: 9

---

N	Prcnt	Code	Value and Description
4863	92.9	1	Yes
370	7.1	2	No
0	0.0	9	Unknown

---

Variable 1064 POLICE REPORT Width: 1 Type: Numeric  
 Dec: None Miss: 9

---

N	Prcnt	Code	Value and Description
5008	95.7	1	Yes
225	4.3	2	No
0	0.0	9	Unknown

---

Variable 1065 FAX/MAIL Width: 1 Type: Numeric  
 Dec: None Miss: 9

---

Information received by fax or mail

N	Prcnt	Code	Value and Description
327	6.2	1	Yes
4906	93.8	2	No
0	0.0	9	Unknown

Variables 1066 through 1075 indicate modifications to responses received from the interview. Also indicated here are deductions made by the editors to fill in missing data elements. The numbers coded in these variables are the question numbers on the interview form (see Appendix).

---

Variable 1066 1ST QUESTION DERIVED Width: 2 Type: Numeric  
 Dec: None Miss: 0

---

N	Prcnt	Code	Value and Description
2434	46.5	0	None
15	0.3	8	Question 8
2243	42.9	15	Question 15
9	0.2	17	Question 17
462	8.8	19	Question 19
1	0.0	20	Question 20
1	0.0	21	Question 21
2	0.0	22	Question 22
1	0.0	23	Question 23
13	0.2	25	Question 25

## Variable 1066:1ST QUESTION DERIVED (Continued)

N	Prcnt	Code	Value and Description
52	1.0	26	Question 26

---

Variable 1067	2ND QUESTION DERIVED	Width: 2	Type: Numeric
		Dec: None	Miss: 0

---

N	Prcnt	Code	Value and Description
2843	54.3	0	None
6	0.1	8	Question 8
1651	31.5	16	Question 16
4	0.1	17	Question 17
8	0.2	18	Question 18
268	5.1	19	Question 19
442	8.4	20	Question 20
1	0.0	25	Question 25
10	0.2	26	Question 26

---

Variable 1068	3RD QUESTION DERIVED	Width: 2	Type: Numeric
		Dec: None	Miss: 0

---

N	Prcnt	Code	Value and Description
3574	68.3	0	None
8	0.2	8	Question 8
1	0.0	15	Question 15
6	0.1	16	Question 16
206	3.9	17	Question 17
1099	21.0	18	Question 18
141	2.7	19	Question 19
171	3.3	20	Question 20
3	0.1	22	Question 22
2	0.0	25	Question 25
22	0.4	26	Question 26

---

Variable 1069	4TH QUESTION DERIVED	Width: 2	Type: Numeric
		Dec: None	Miss: 0

---

N	Prcnt	Code	Value and Description
4640	88.7	0	None
14	0.3	8	Question 8
5	0.1	16	Question 16
1	0.0	17	Question 17
21	0.4	18	Question 18
378	7.2	19	Question 19
132	2.5	20	Question 20

Variable 1069:4TH QUESTION DERIVED (Continued)

N	Prcnt	Code	Value and Description
41	0.8	26	Question 26
1	0.0	27	Question 27

---

Variable 1070 5TH QUESTION DERIVED      Width: 2      Type: Numeric  
 Dec: None      Miss: 0

N	Prcnt	Code	Value and Description
4852	92.7	0	None
2	0.0	8	Question 8
2	0.0	18	Question 18
5	0.1	19	Question 19
361	6.9	20	Question 20
1	0.0	24	Question 24
1	0.0	25	Question 25
9	0.2	26	Question 26

---

Variable 1071 6TH QUESTION DERIVED      Width: 2      Type: Numeric  
 Dec: None      Miss: 0

N	Prcnt	Code	Value and Description
5211	99.6	0	None
2	0.0	8	Question 8
1	0.0	17	Question 17
3	0.1	20	Question 20
1	0.0	21	Question 21
15	0.3	26	Question 26

---

Variable 1072 7TH QUESTION DERIVED      Width: 2      Type: Numeric  
 Dec: None      Miss: 0

N	Prcnt	Code	Value and Description
5230	99.9	0	None
3	0.1	8	Question 8

---

Variable 1073 8TH QUESTION DERIVED      Width: 2      Type: Numeric  
 Dec: None      Miss: 0

N	Prcnt	Code	Value and Description
5232	100.0	0	None
1	0.0	18	Question 18

TRUCKS INVOLVED IN FATAL ACCIDENTS, 1999  
SURVEY VARIABLES

---

Variable 1074	9TH QUESTION DERIVED	Width: 2	Type: Numeric
		Dec: None	Miss: 0

---

N	Prcnt	Code	Value and Description
---	-------	------	-----------------------

5233	100.0	0	None
------	-------	---	------

---

Variable 1075	10TH QUESTION DERIVED	Width: 2	Type: Numeric
		Dec: None	Miss: 0

---

N	Prcnt	Code	Value and Description
---	-------	------	-----------------------

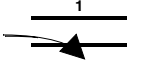
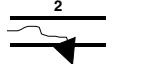
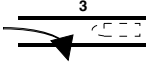

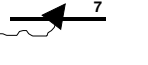

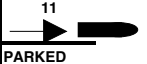



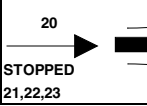
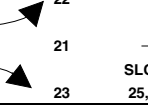
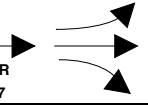
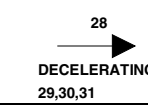
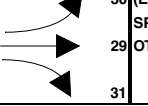

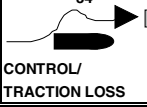
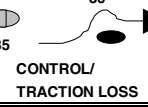
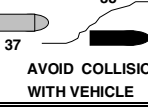
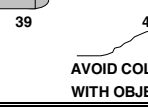
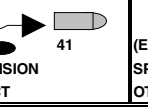
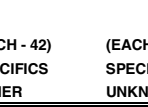
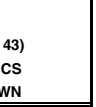







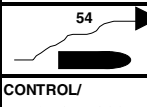
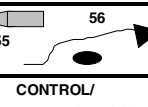
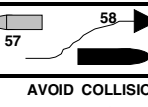
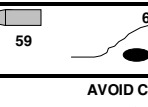
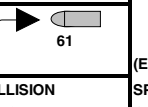
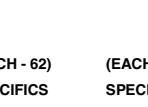



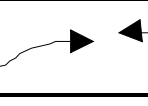

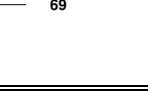

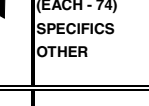



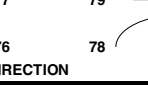
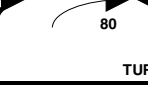

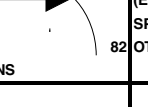





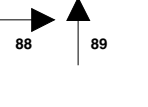


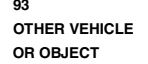
5233	100.0	0	None
------	-------	---	------



## APPENDIX



**ACCIDENT TYPES (INCLUDES INTENT)**

CATEGORY	CONFIGURATION		4	5
I SINGLE DRIVER	A. RIGHT ROADSIDE DEPARTURE	 1  2  3	SPECIFICS OTHER	SPECIFICS UNKNOWN
	B. LEFT ROADSIDE DEPARTURE	 6  7  8	SPECIFICS OTHER	SPECIFICS UNKNOWN
	C. FORWARD IMPACT	 11  12  13  14	SPECIFICS OTHER	SPECIFICS UNKNOWN
II SAME TRAFFICWAY SAME DIRECTION	D. REAR-END	 20  21, 22, 23  24  25, 26, 27  28  29, 30, 31	(EACH - 32) SPECIFICS OTHER	(EACH - 33) SPECIFICS UNKNOWN
	E. FORWARD IMPACT	 34  35  36  37  38  39  40  41	(EACH - 42) SPECIFICS OTHER	(EACH - 43) SPECIFICS UNKNOWN
	F. SIDESWIPE ANGLE	 44  45  46  47	(EACH - 48) SPECIFICS OTHER	(EACH - 49) SPECIFICS UNKNOWN
III SAME TRAFFICWAY OPPOSITE DIRECTION	G. HEAD-ON	 50  51 <p align="center">LATERAL MOVE</p>	(EACH - 52) SPECIFICS OTHER	(EACH - 53) SPECIFICS UNKNOWN
	H. FORWARD IMPACT	 54  55  56  57  58  59  60  61	(EACH - 62) SPECIFICS OTHER	(EACH - 63) SPECIFICS UNKNOWN
	I. SIDESWIPE/ ANGLE	 64  65 <p align="center">LATERAL MOVE</p>	(EACH - 66) SPECIFICS OTHER	(EACH - 67) SPECIFICS UNKNOWN
IV CHANGE TRAFFICWAY VEHICLE TURNING	J. TURN ACROSS PATH	 68  69 <p align="center">INITIAL OPPOSITE DIRECTIONS</p>  70  71  72  73 <p align="center">INITIAL SAME DIRECTION</p>	(EACH - 74) SPECIFICS OTHER	(EACH - 75) SPECIFICS UNKNOWN
	K. TURN INTO PATH	 76  77  78  79  80  81  82  83 <p align="center">TURN INTO SAME DIRECTION</p> <p align="center">TURN IN OPPOSITE DIRECTIONS</p>	(EACH - 84) SPECIFICS OTHER	(EACH - 85) SPECIFICS UNKNOWN
V INTERSECTING PATH-VEHICLE DAMAGE	L. STRAIGHT PATHS	 86  87  88  89	(EACH - 90) SPECIFICS OTHER	(EACH - 91) SPECIFICS UNKNOWN
VI MISC.	M. BACKING ETC.	 92 <p>BACKING VEHICLE</p>  93 <p>OTHER VEHICLE OR OBJECT</p>	97 UNTRIPPED ROLLOVER 98 OTHER ACC TYPE 99 UNKNOWN ACC TYPE 00 NO IMPACT	



# CENTER FOR NATIONAL TRUCK STATISTICS TRUCKS INVOLVED IN FATAL ACCIDENTS SURVEY

Accident Date      /      / 99  
Month Day Year

ACCIDENT IDENTIFICATION (fill out prior to interview)

1. FARS State Code 

1	2
---	---

 State of Accident \_\_\_\_\_
2. FARS Case No. 

3	4	5	6
---	---	---	---
3. FARS Vehicle No. 

7	8
---	---

*NOTE: Put all information and calculations on this form.*

## POWER UNIT

4. Truck Make  

<input type="checkbox"/> Autocar	<input type="checkbox"/> 01
<input type="checkbox"/> Chevrolet	<input type="checkbox"/> 02
<input type="checkbox"/> Dodge	<input type="checkbox"/> 03
<input type="checkbox"/> Ford	<input type="checkbox"/> 04
<input type="checkbox"/> Freightliner	<input type="checkbox"/> 05
<input type="checkbox"/> GMC	<input type="checkbox"/> 06
<input type="checkbox"/> International	<input type="checkbox"/> 07
<input type="checkbox"/> Isuzu	<input type="checkbox"/> 08
<input type="checkbox"/> Kenworth	<input type="checkbox"/> 09
<input type="checkbox"/> Mack	<input type="checkbox"/> 10
<input type="checkbox"/> Mercedes	<input type="checkbox"/> 11
<input type="checkbox"/> Mitsubishi Fuso	<input type="checkbox"/> 12
<input type="checkbox"/> Nissan/UD	<input type="checkbox"/> 13
<input type="checkbox"/> Peterbilt	<input type="checkbox"/> 14
<input type="checkbox"/> Volvo	<input type="checkbox"/> 15
<input type="checkbox"/> Western Star	<input type="checkbox"/> 16
<input type="checkbox"/> White	<input type="checkbox"/> 17
<input type="checkbox"/> WhiteGMC	<input type="checkbox"/> 18
<input type="checkbox"/> Sterling	<input type="checkbox"/> 19
<input type="checkbox"/> Other	<input type="checkbox"/> 97
5. Truck Model Year: 19 

11	12
----	----
6. Cab Style  

<input type="checkbox"/> Conventional	<input type="checkbox"/> 1
<input type="checkbox"/> Cab-Over-Engine/Cab Forward	<input type="checkbox"/> 2
7. Sleeper  

<input type="checkbox"/> Yes	<input type="checkbox"/> 1
<input type="checkbox"/> No	<input type="checkbox"/> 2
8. Fuel  

<input type="checkbox"/> Gasoline	<input type="checkbox"/> 1
<input type="checkbox"/> Diesel	<input type="checkbox"/> 2
<input type="checkbox"/> Other	<input type="checkbox"/> 4
9. Truck Model \_\_\_\_\_ (Specify)  
*(Name or No.) (Specify)*

*(Specify)*

Truck Model	(editor)
16	17
18	19
20	21
22	23
24	25

VEHICLE CONFIGURATION

10. TYPE: **POWER UNIT**  
 Tractor  8  
 St. Trk.  1  
 26

**FIRST TRAILER**  
 Semi  1  
 Full  2  
 Other  3  
 None  4  
 27

**SECOND TRAILER**  
 Semi  1  
 Full  2  
 Other  3  
 None  4  
 28

**THIRD TRAILER**  
 Semi  1  
 Full  2  
 Other  3  
 None  4  
 29

11. NO. OF AXLES IN USE:  31

12. NO. OF LIFT AXLES:  35  
*(not in use)*

13. COMBINATION CODE:

14. GVWR  (editor)

15. EMPTY WEIGHT:  (pounds)

16. What was the EMPTY COMBINATION WEIGHT?  Lbs.

17. CARGO WEIGHT:  (% Full: ) (pounds)

18. What was the TOTAL WEIGHT of the truck and any cargo at the time of the accident?  Lbs.

*(If a straight truck, what was the cargo body length? \_\_\_\_\_)*

19. LENGTH:  Ft.

20. What was the TOTAL LENGTH of the truck, any trailers, and any cargo at the longest point?  Ft.

21. What was the WIDTH of the truck, trailer(s), or cargo at the widest point?  Inches  
*(Excluding mirrors)*

*(Key: R=straight truck; T=tractor; S=semitrailer; F=full trailer; O=other trailer; U=unknown trailer; A=A dolly; B=B train; C=C dolly; X=unknown dolly; J=jeep)*

**CARGO INFORMATION**

POWER UNIT

Tractor

**22. BODY STYLE:**

- Van
- Open top van
- Refrigerated van
- Livestock carrier
- Flatbed
- Low boy
- Flatbed w/equip.
- Flatbed w/sides
- Pole/logging
- Tank - liquid/gas
- Tank - dry bulk
- Auto carrier
- Dump
- Bottom dump/ hopper bottom
- Garbage/refuse
- Other

]	00
[	
]	01
[	
]	02
[	
]	03
[	
]	04
[	
]	05
[	
]	06
[	
]	07
[	
]	08
[	
]	09
[	
]	10
[	
]	11
[	
]	12
[	
]	13
[	
]	14
[	
]	15
[	
]	16
[	

127-128

*Describe "other" body style above.*

**Editor section:**

]	135	136	137	138	139	140	141	142	143	144
[										

**23. CARGO:**

- Empty
- General freight
- Household goods
- Building materials
- Metal (coils, sheets)
- Heavy machinery
- Large objects
- Motor vehicles
- Piggyback/towaway
- Gases in bulk
- Solids in bulk
- Liquids in bulk
- Explosives
- Logs, poles, lumber
- Refrigerated foods
- Mobile home
- Farm products
- Live animals
- Other

]	00
[	
]	01
[	
]	02
[	
]	03
[	
]	04
[	
]	05
[	
]	06
[	
]	07
[	
]	08
[	
]	09
[	
]	10
[	
]	11
[	
]	12
[	
]	13
[	
]	14
[	
]	15
[	
]	16
[	
]	17
[	
]	18
[	

175-176

Cargo

*(Specify)*

SECOND TRAILER

- Van
- Open top van
- Refrigerated van
- Livestock carrier
- Flatbed
- Low boy
- Flatbed w/equip.
- Flatbed w/sides
- Pole/logging
- Tank - liquid/gas
- Tank - dry bulk
- Auto carrier
- Dump
- Bottom dump/ hopper bottom
- Garbage/refuse
- Other

]	01
[	
]	02
[	
]	03
[	
]	04
[	
]	05
[	
]	06
[	
]	07
[	
]	08
[	
]	09
[	
]	10
[	
]	11
[	
]	12
[	
]	13
[	
]	14
[	
]	15
[	
]	16
[	

131-132

THIRD TRAILER

- Van
- Open top van
- Refrigerated van
- Livestock carrier
- Flatbed
- Low boy
- Flatbed w/equip.
- Flatbed w/sides
- Pole/logging
- Tank - liquid/gas
- Tank - dry bulk
- Auto carrier
- Dump
- Bottom dump/ hopper bottom
- Garbage/refuse
- Other

]	01
[	
]	02
[	
]	03
[	
]	04
[	
]	05
[	
]	06
[	
]	07
[	
]	08
[	
]	09
[	
]	10
[	
]	11
[	
]	12
[	
]	13
[	
]	14
[	
]	15
[	
]	16
[	

133-134

**Editor section:**

]	155	156	157	158	159	160	161	162	163	164
[										

- Empty
- General freight
- Household goods
- Building materials
- Metal (coils, sheets)
- Heavy machinery
- Large objects
- Motor vehicles
- Piggyback/towaway
- Gases in bulk
- Solids in bulk
- Liquids in bulk
- Explosives
- Logs, poles, lumber
- Refrigerated foods
- Mobile home
- Farm products
- Live animals
- Other

]	00
[	
]	01
[	
]	02
[	
]	03
[	
]	04
[	
]	05
[	
]	06
[	
]	07
[	
]	08
[	
]	09
[	
]	10
[	
]	11
[	
]	12
[	
]	13
[	
]	14
[	
]	15
[	
]	16
[	
]	17
[	
]	18
[	

179-180

]	165	166	167	168	169	170	171	172	173	174
[										

- Empty
- General freight
- Household goods
- Building materials
- Metal (coils, sheets)
- Heavy machinery
- Large objects
- Motor vehicles
- Piggyback/towaway
- Gases in bulk
- Solids in bulk
- Liquids in bulk
- Explosives
- Logs, poles, lumber
- Refrigerated foods
- Mobile home
- Farm products
- Live animals
- Other

]	00
[	
]	01
[	
]	02
[	
]	03
[	
]	04
[	
]	05
[	
]	06
[	
]	07
[	
]	08
[	
]	09
[	
]	10
[	
]	11
[	
]	12
[	
]	13
[	
]	14
[	
]	15
[	
]	16
[	
]	17
[	
]	18
[	

181-182

Cargo

(editor)

183 184 185 186 187 188 189 190 191 192 193 194 195 196 197 198 199 200 201 202

**POWER UNIT**      **FIRST TRAILER**      **SECOND TRAILER**      **THIRD TRAILER**

24. HAZARDOUS CARGO:    Yes    No    Yes    No    Yes    No    Yes    No

] 1     ] 1     ] 1     ] 1  
 ] 2     ] 2     ] 2     ] 2

203      204      205      206

25. Did any spillage of cargo result from the accident?

] 0  
 ] 1  
 ] 2

207

- No spillage
- Spillage of non-hazardous cargo
- Spillage of hazardous cargo

**VEHICLE USE**

Owner Name \_\_\_\_\_  
 Owner's Business Type \_\_\_\_\_

26. Operating Authority at the Time of the Accident

Within twelve months before the accident, did any of your trucks carry goods interstate (across state lines)?

Yes    No    Govt. owned    Daily rental

] 1     ] 2     ] 6     ] 7

208

At the time of the accident, were you operating:

Private (carry own goods)    For hire (carry other people's goods)    Govt. owned    Daily rental

] 1     ] 2     ] 6     ] 7

209

27. Intended One-Way Trip Distance

- Local (*within a 50 mile radius of base*)
- Over-the-Road
- 51 to 100 miles
- 101 to 200 miles
- 201 to 500 miles
- Greater than 500 miles
- Unknown over-the-road trip distance

] 1     ] 2     ] 3     ] 4     ] 5     ] 6

210

28. How many hours had the driver been driving since the last 8-hour break?

Hrs.

211      212



REMAINDER TO BE COMPLETED BY EDITOR.

29. Collision avoidance section. Illustrate pre-collision scenario below. Enter GES code.

213  214

30. Interview?

Yes  1  
No  2  
215

31. Police report?

Yes  1  
No  2  
216

32. FAX/Mail?

Yes  1  
No  2  
217

DERIVED INFORMATION (Insert question numbers.)

<input type="text"/>	218	219	<input type="text"/>	220	221	<input type="text"/>	222	223	<input type="text"/>	224	225	<input type="text"/>	226	227
<input type="text"/>	228	229	<input type="text"/>	230	231	<input type="text"/>	232	233	<input type="text"/>	234	235	<input type="text"/>	236	237

33. PAR Number

238  239  240  241  242  243  244  245  246  247  248  249

34. ICC Number

250  251  252  253  254  255

35. DOT Number

256  257  258  259  260  261

36. State PSC Number

262  263  264  265  266  267  268  269  270  271

37. State issuing

272  273

