

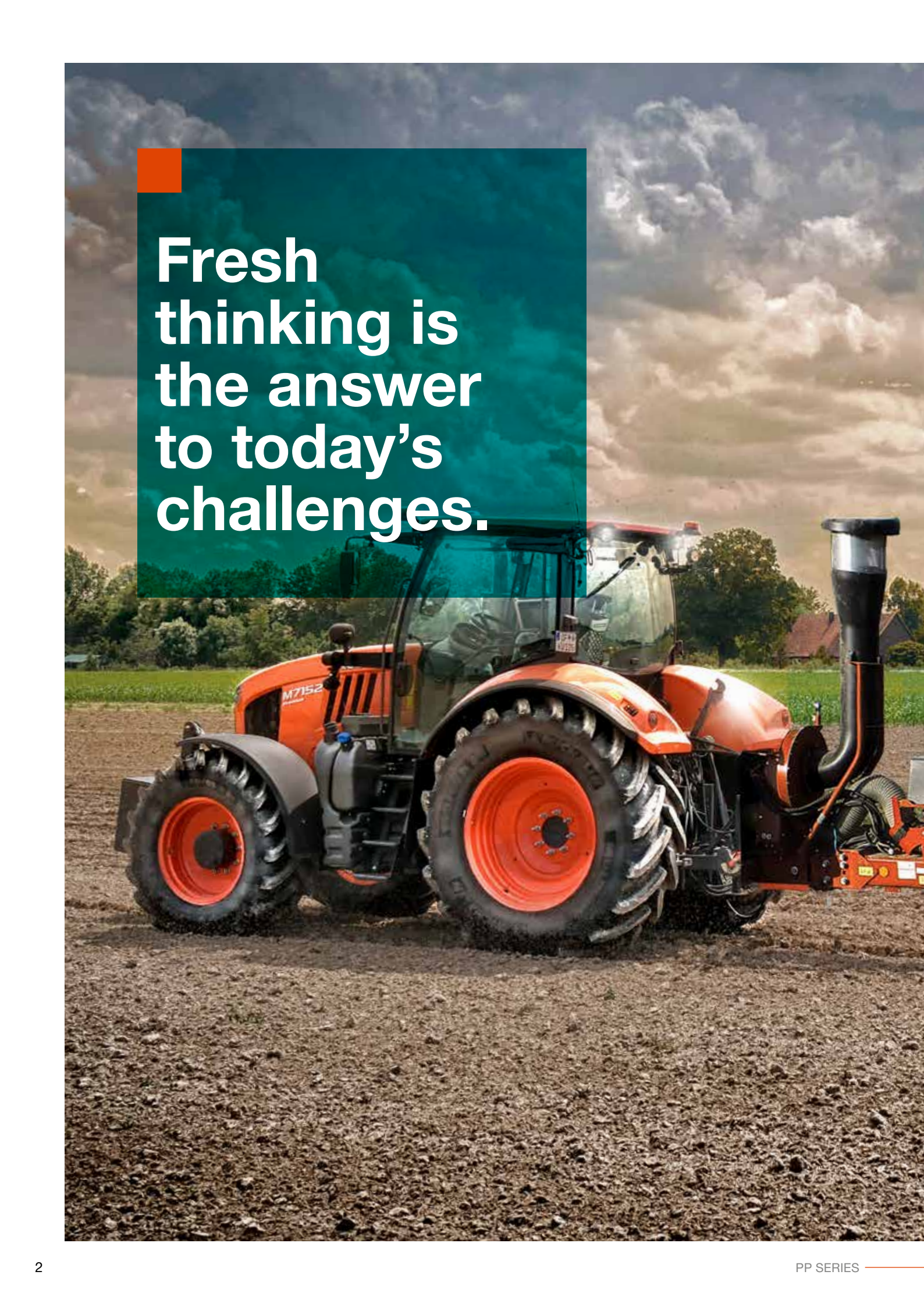
For Earth, For Life  
**Kubota**

**PP**

**KUBOTA  
PP SERIES**







**Fresh  
thinking is  
the answer  
to today's  
challenges.**



The challenges facing the agricultural sector are becoming increasingly bigger. And when times are tough, only one thing helps: a new way of thinking. Envisaging alternative options and making smart decisions. For your next tractor purchase, this means opting for efficiency instead of image. For a tractor that can do tough work with top performance whilst under constant strain. And all that at a reasonable price. A Kubota tractor is exactly the right alternative at times like these.

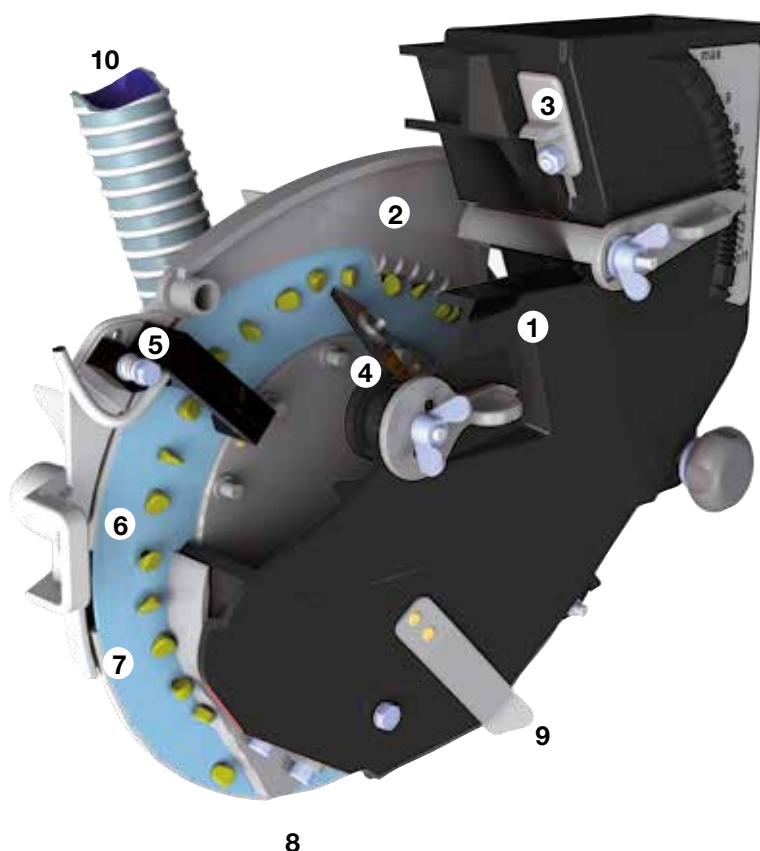






# Precise and efficient with the correct seed heart

Today Precision Farming has become more and more important. The more precise and evenly the seed is sown, the higher the possible yield. With GEOCONTROL and GEOSEED® Kubota offers two applications that maximise the machines output and prevent double seeding. Even in total darkness your seeding results will be exceptional.



Precise separation of small, large, round elongated and flat seeds.

1. By using vacuum, the seeds are sucked out of the stock and transported directly to the seed disc. While turning the seed disc, the seeds are allocated to each of the holes.
2. The adjustable, upper scraper singulates the seeds to every hole.
3. The filling height limiter regulates the stream of small seeds.
4. The adjustable, lower scraper prevents doubles of bigger seeds.
5. The opto-electronic sensor (optional for mechanic driven machines; standard for e-drive) controls the correct allocation of seeds on the disc. In case of missing seeds, the sensor transfers a signal to the terminal. The opto-electronic sensor also serves as a low level sensor.
6. The seed disc turns on to the point of drop. The seed disc is directly fixed to the turning back of the vacuum heart. No sealing, only at the bearing, ensures that there are no leaks to the vacuum. The patented seeding heart is the only one in the market that gets along without a wearing sealing. This minimises friction and power needed for turning.
7. The standard vacuum interruptor (optional rotating vacuum interruptor) closes the holes of the seed disc from the back side. The vacuum is interrupted and the seeds drop down controlled from the seed disc.
8. The end-scraper cleans the seed disc from seed residues, like coating or dust.
9. The emptying flap is located at the lowest point of the seeding heart. This ensures a complete and easy emptying and cleaning of the seeding heart.
10. The vacuum hose is connected directly either with the fan or with the vacuum channel. This ensures a constant vacuum, every time. The vacuum is always shown on a manometer, which is easily visible from the tractor cab.



### Seeding heart without seals

The patented seeding heart technology is the result of development which has reduced maintenance costs to a minimum.

- No friction - no wear
- Low drive torque
- Minimum maintenance

The seed disc rotates in the seeding heart together with the vacuum chamber. This seeding drum is connected to the vacuum fan via a hollow shaft. This seeding heart principle results in no loss of vacuum, and therefore a low vacuum requirement. The upper toothed scraper singulates the seeds on the seed disc.

It can be infinitely adjusted to suit seed size and type by means of a scale. The adjustable lower scraper centralises difficult seeds (e.g. sunflowers) over the holes on the seed discs. During calibration the correct loading of the seed disc can be checked via a window.

### Precision at High Speed

With the pressurised seeding heart the seeds are "shot" by an airstream of up to 70kph into the furrow. A smooth, flexible intermediate press wheel catches and protects the delicate seeds. Any negative impact such as vibration on the way between release point and soil contact is eliminated due to the high air stream. The seeds reach their perfect position in the soil. Each sowing row is electrically powered by ISOBUS connection. An additional generator or other power sources are not required. The complete power supply and control is via ISOBUS.

- By using air pressure, the seeds are pressed out of the stock and taken directly to the seed disc. Whilst turning the seed disc, the seeds are allocated to each of the holes.
- The filling height limiter regulates the stream of the seeds, especially of small seeds.
- The adjustable upper toothed scraper singulates the seeds to every-hole.
- The adjustable, lower scraper prevents doubles of bigger seeds. The seed disc rotates to the point of release.
- The seed disc is directly fixed to the turning back - closed only by a bearing. The seeding heart is without sealing for minimised friction, wear and power requirement.
- At the point of release, the seed drops down, controlled by the seed disc into the seed tube supported by the high air stream.
- An infrared photo sensor monitors the perfect allocation of the seed disc. Defects or doubles as well as low level alerts of the seed hopper and seed counter are reported to the terminal.





# Superior precision and ease of handling

**If you are looking for perfect execution: preparing the seed furrow, seed placement as well as covering and re-consolidation in one single pass. The intelligents of the seed rows, if HD-II or SX combines easy adjustment and precision seed placement where seeds is needed. It brings savings less seed usage, versatility and high yields.**

## **Conventional and conservation sowing**

The sowing units - like the whole machine - are modular in design. The basic element always remains the same and the equipment can vary according to individual requirements.



Standard row for sowing in prepared conditions



Tandem for light and marshy soil. The depth of the row is guided by the front and rear wheel.

## **Parallelogram**

Special washers are used at the parallelogram bushes to protect against dust. Only top quality components are used to ensure extremely low maintenance costs.

## **Sowing coulters**

The sowing coulters are designed with a high attachment point. This enables them to work deeply when sowing beans or on dry soil, without the housing being subject to wear.

## **Press wheels**

The press wheels run on maintenance free ball bearings. The sowing depth can be infinitely adjusted by means of a screw jack. A scale ensures even depth adjustment over all rows.



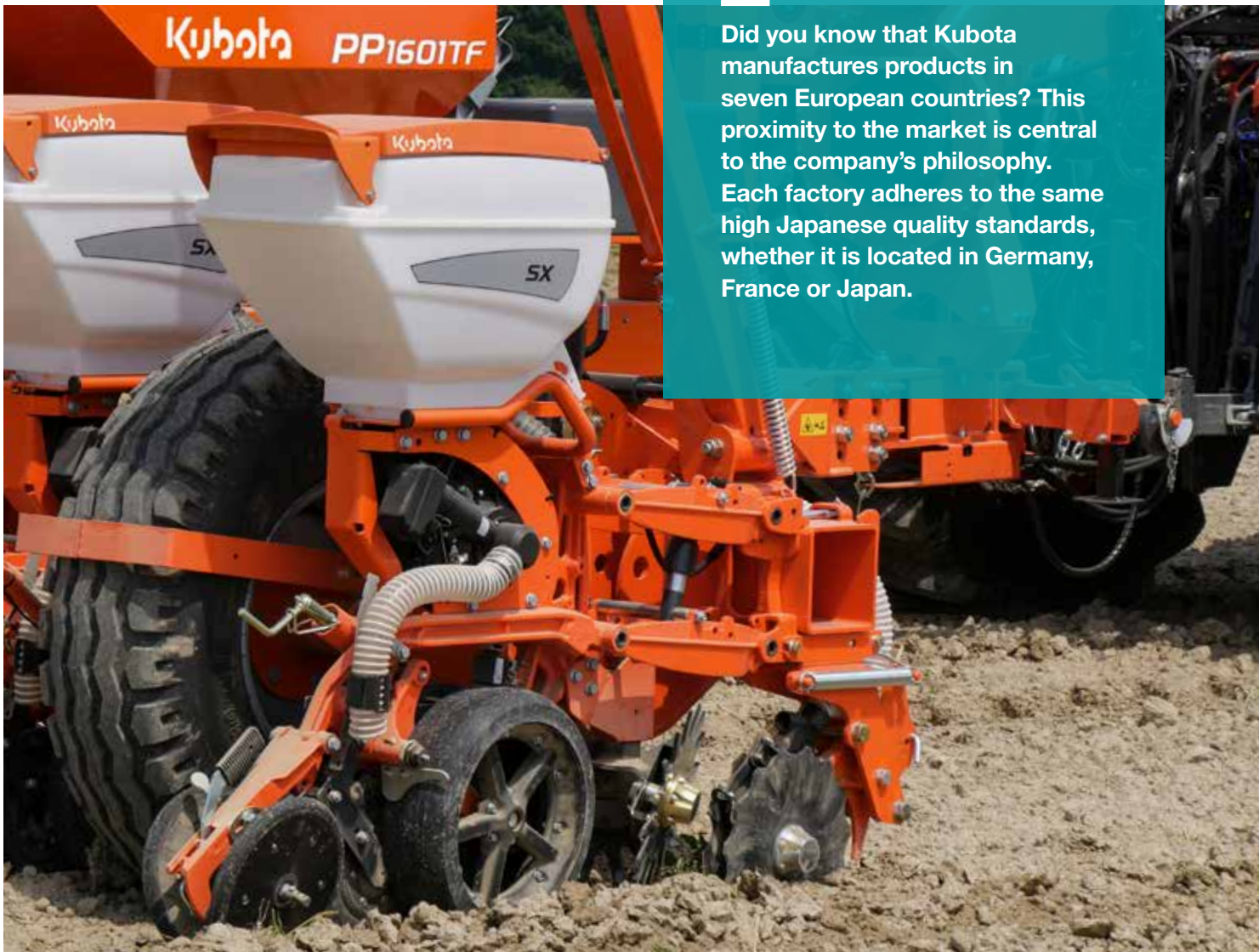
## **PP HD-II row heavy duty**

The heavy basic weight (129kg) of the row combined with the possibility to add additional pressure (up to 100kg) onto each individual sowing unit via the optional spring loaded system allows optimal depth control even under extreme conditions.



### Did you know?

Did you know that Kubota manufactures products in seven European countries? This proximity to the market is central to the company's philosophy. Each factory adheres to the same high Japanese quality standards, whether it is located in Germany, France or Japan.



High speed sowing row SX for up to 18km/h.

### SX ready for high speeds

The PP SX high speed sowing row ensures maximised performance and efficiency. With accurate seed singulation, precise seed placement and higher working speeds of up to 18km/h, the PP1601TF is up to 50% more efficient than the standard HD-II row. The sowing row can be combined with the PP1601TF and the variable, telescopic PP1450V frames. All components are ready for high speeds.

### SX for different seeds

All basic components of the row (cast-iron single-arm, parallelogram, double disc coulters, open gauge wheels, trash wheels, V-press wheels etc.) are taken from HD-II seeding row.

The differences are:

- 60 litre seed hopper capacity.
- High speed seed tube.
- Pressurised PP SX seeding heart.
- Integrated engine with GEOSEED® function.
- Smooth flexible intermediate press wheel for good seed placement and recompaction.
- Infrared monitoring of singulation quality.



Precise seed placement by the small coulters which form a clean furrow. Good placement, and seed covering is done by the smooth flexible intermediate press wheel and multi-adjustable V-press wheel.



# Always ready with the right equipment

Kubota offers for all conditions the right solution. Even under extreme conditions an optimal depth control is achieved due to the individual spring-load system. The small coulters form a clean furrow and ensures together with the intermediate press wheels and multi-adjustable V-press wheel precise seed placement and covering.



- |   |  |   |
|---|--|---|
| 1. 55l seed hopper (standard)                                     | 6. 25mm V-press wheels (standard) with angle and pressure adjustment | 10. Notched double disc fertiliser                                    |
| 2. 30l seed hopper (optional)                                     | 7. 50mm V-press wheels (optional)                                    | 11. Spindle for stepless depth adjustment with clearly arranged scale |
| 3. Parallelogram with 100kg adjustable weight transfer (standard) | 8. 120mm width closed gauge wheel (optional)                         | 12. Intermediate press wheel stainless steel with scraper (optional)  |
| 4. Trash wheel (optional)   | 9. 120mm open gauge wheel for wet conditions (standard)              | 13. Intermediate press wheel cast iron with rubber ring (optional)    |
| 5. Clod deflector (optional)                                      |  |   |





### HD-II and SX: Electric driven microgranule applicator micro-drill

With an increasing amount of insects killing plants during growing, and an increased need of microfertiliser, grows the need of micro-granule applicators. Each microgranule applicator micro-drill unit is electrically powered by ISOBUS connection and regulates the dosing process for different granules. In combination with GPS and GEOCONTROL (option), each electric driven element is automatically switched on or off at exactly the right place. The function of the micro granule applicator is linked to the seeding heart following their action which is controlled by the GEOCONTROL function of the sowing row. Each hopper has a capacity of 17 liter. Different cell wheels in 3mm, 6mm and 9mm width for Granule, Micro fertilizer and slug pellets are available.

Microgranule applicator micro-drill		
<b>Hopper capacity</b>	(l)	17
<b>Minimum application rate</b> (37.5cm row width & 2km/h)	(kg/ha)	2
<b>Maximum application rate</b> (80cm row width & 18km/h)	(kg/ha)	25
<b>Maxi. power requirement</b>		3 A / 12 V
<b>Electronic system</b>		ISOBUS
<b>Electronic standard</b>		AEF conform
<b>Weight (without granule/fertilizer)</b>	(kg)	8.9


### HD-II: Rape kit

For sowing rape a special rape seeding kit has been developed. The seed disc has 96 holes and is continuously cleaned by a small toothed gearwheel to ensure the seed disc is kept clear of any blockages. The rape kit is available for all PP-models fitted with HD-II rows!



### HD-II: Channel Extra

The Channel Extra is specially designed for shallow seeding of small seeds such as sugar beet, rape and maize (up to a thousand grain weight of 325g). Perfect placement is guaranteed by the special design of the Channel Extra which guide the seed towards the furrow left by the couler. Rolling or bouncing of seed in the furrow is almost 100% eliminated. The Channel Extra can be retrofitted on all in-field HD-II rows.





#Rigid



#### **Close row sowing**

With regards to maize, the harvesting process previously required a row distance of 75cm. Close rows have only been possible since the introduction of chopping and picking attachments, that are not dependent on the standard row widths.





# Effective and versatile for high working performance

**Rigid frames are an easy and costwise alternative for all kinds of customers. The rigid PP models can be combined with an optional fertiliser spreader, front hopper or microgranular spreader.**

## **Wide choice of working width**

The rigid PP1000 models are available in 3.0 and 4.5m working width with a row width from narrow 30cm up to wide 80 cm, depending on the kind of row and equipment.

All rigid PP1000 frames can be equipped attached with either mechanic or electric drive – also standard seeding, tandem – and HD-II rows are available and can be chosen according to field requirements.


PP rigid	PP1300	PP1450
Working width (m)	3.0	4.5
Number of rows	4 - 8	6 - 10
HD-II row	•	•
Standard row	•	•
Tandem row	•	•
e-drive II / GEOSEED®	•	•
Mechanical drive	•	•
Mounted Fertiliser	•	•
SH1150 /SH1650	•	•
Microgranule applicator	•	•



# Versatile and flexible for various crops and row widths

The PP1450V is the perfect precision drill for farmers and contractors who need a machine with various row widths. With the PP1450V, the row width is ready in next to no time which ensures a speedy response on changing requirements. Your benefit: a high level of flexibility and less time waste.





PP1450V with 6 rows and row distances of 45cm or 80cm.

### Clever telescopic light design

The headstock of the PP1450V is made of round tubes, which saves weight and increases the stiffness. The main telescopic frame is made of a 160mm square tube. In this tube, plastic glide parts guarantee a longterm usage of the machine.

All inner rows are mounted on 8 maintenance free plastic rolls and are adjustable in different step widths. Optionally, the PP1450V can be equipped with a 1000l fertiliser hopper or front hopper solution. A microgranular applicator is also available. All PP1450V are electric driven and compatible with GEOSEED®!

### Did you know?

Gonshiro Kubota founded the company because he could no longer stand to see people dying from contaminated drinking water. He began by manufacturing products for clean water supply. Since then, we have been offering various products that help to improve the living conditions of people and society. That's what "For Earth, For Life" stands for.

- The PP1450V is available with 6, 6+1 or 8 rows.
- With 6 rows allows the flexible adjustment of the row width e.g. for
- The sowing of sugarbeet at 45cm or for maize at 75/80cm.
- 6+1 rows offers to work with 6 or 7 rows at various row widths.
- With 8 rows is ready for close row sowing for high yields.



Optional hydr. frame ballasting kit



Simple and fast adjustment of the row width.

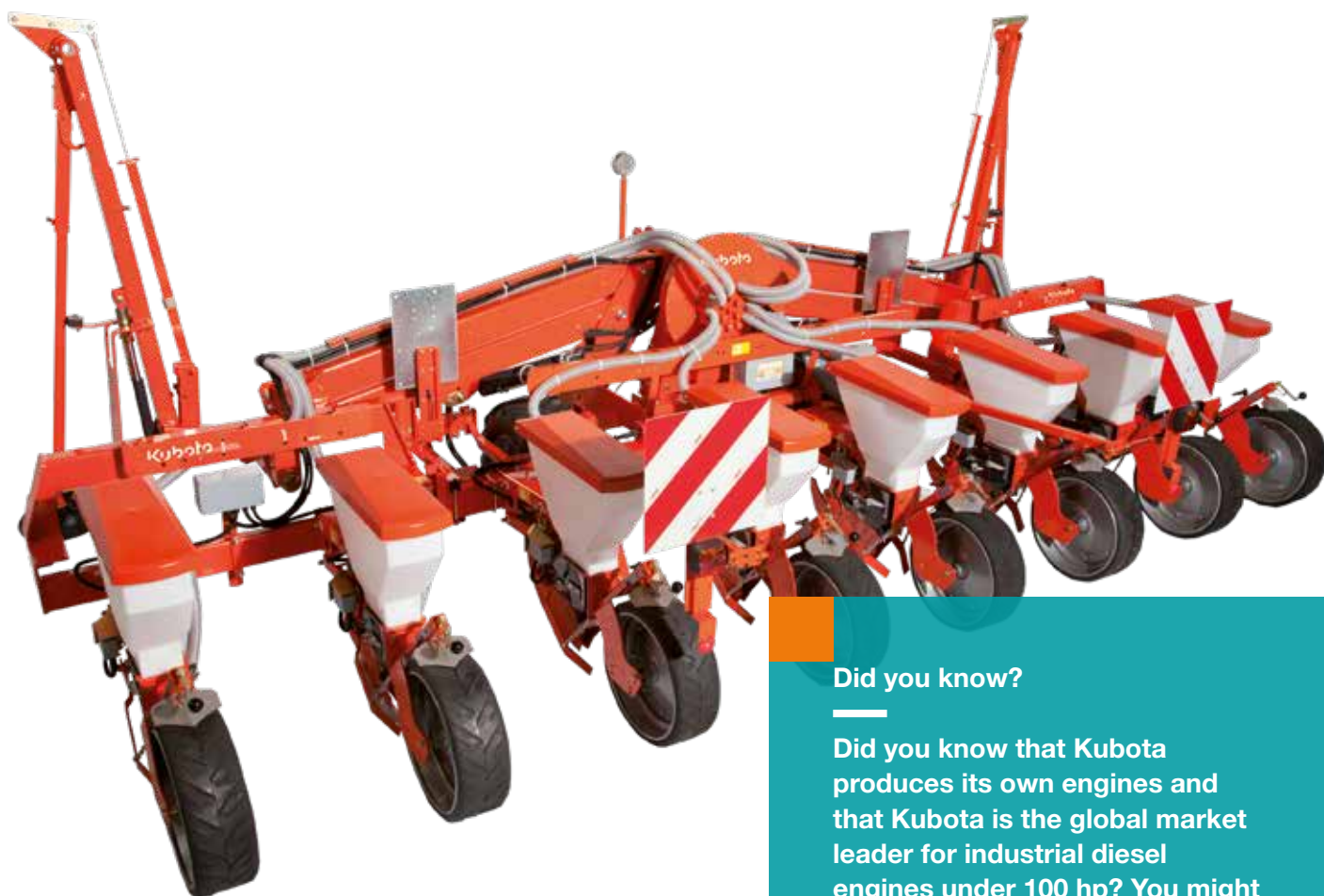
PP1450V	PP1450V	PP1450V	PP1450V
<b>Working width</b> (m)	2.70 - 4.80	3.15 - 4.80	2.64 - 4.40
<b>Number of rows</b>	6	6 + 1	8
<b>Row width</b> (cm)	45 - 80	(6R) 75+80 (7R) 45-65	33 - 55
<b>HD-II row</b>	●	●	●
<b>SX row</b>	●	●	-
<b>Standard row</b>	-	-	-
<b>Tandem row</b>	-	-	-
<b>e-drive II / GEOSEED®</b>	●	●	●
<b>Mounted Fertiliser</b>	●	●	●
<b>Filling auger</b>	●*	-	-
<b>SH1150 /SH1650</b>	●	●	●
<b>Microgranule applicator micro-drill</b>	●	●	●



#Parallel-hydraulic

# Fits perfect on all field sizes

Kubota's parallel-hydraulic folding frame of the PP1600F with 6m working width catches the farmers attention with it's high performance, fast conversion from transport to work position or the other way around and the perfect overview.



PP1600F with 8 standard rows and row width of 75cm.

## Did you know?

Did you know that Kubota produces its own engines and that Kubota is the global market leader for industrial diesel engines under 100 hp? You might be surprised to learn under which bonnets Kubota engines are at work. Top quality and efficiency are the main ingredients of this success.





### Strong, user-friendly and universal

Following the farmers needs, the frame can be equipped with 8 rows for maize, up to 16 rows for the combined usage in sugar beet, maize, sunflowers or soya, or for narrow seeding of maize and rapeseed. The mounted fertiliser spreader is the easiest way for fertiliser application. Higher performance and balance is achieved in combination with a front hopper. Also, a microgranular applicator for a majority of the frames is available. With an electronic or mechanic drive, this frame secures all farmers' needs. GEOSEED® is compatible too. Safe road transport (< 3m) thanks to the compact clear design.



Optional hydr. frame ballasting kit



Optional external hydr. fan drive



PP1600F with 12 HD-II rows and row width if 50cm

PH1600F frame	PP1600F	PP1600F	PP1600F
Working width (m)	6.0	6.0	6.0
Number of rows	8	12	16
Row width (cm)	70/75/80	45/50	37.5
HD-II row	●	●	●
SX row	-	-	-
Standard row	●	●	●
Tandem row	●	●	●
e-drive II / GEOSEED®	●	●	●
Mechanic drive	●	●	-
Mounted Fertiliser	●	-	-
Filling auger	●*	-	-
SH1150 /SH1650	●	●	●
Microgranule applicator	●	●	●



# High performance with low pulling force

**The PP1601TF series is the perfect combination of high performance and low tractor power requirement. The trailed, foldable frame with eight rows can be equipped with a 2000l fertiliser hopper and an optional available central seed hopper of 870l.**

## **Defined fertiliser rates during work**

The PP1601TF series can be pulled with an 90hp tractor – and requires no lifting capacity. Equipped with either an optional electro-hydraulic drive for the fertiliser application. Fertiliser rate can be adapted even during work. hydraulic drive or with a direct fan drive via PTO shaft, this machine can also be used with tractors that have little hydraulic power.

## **Good access**

The fertiliser hopper can easily be filled with a front end loader or filling auger – different fertiliser coulters are available. A microgranular applicator is available as an option.



Optional electro-hydraulic drive for the fertiliser application. Fertiliser rate can be adapted even during work.



Easy access to the fertiliser hopper due to the large hopper opening.



Weigh cells for the precise and controlled fertiliser application



An intelligent two piece hydr. cylinder for best ground following.



Intelligente and individual adaptation of the wheels due to the two-piece hydraulic cylinder.





PP1601TF with SX or HD-II rows



PP1601TF with SX rows and central seed hopper of 870l.



PP1601TF - Very compact in transport position. Designed for a transport speed of up to 40km/h with EU Type approval.

PP1001TF	PP1601TF
Working width (m)	6.0
Number of rows	8
Row width (cm)	70 / 75 / 80
HD-II row	●
SX row	●
Standard row	-
Tandem row	-
e-drive II / GEOSEED®	●
Mechanic drive	●
Mounted Fertiliser (2000l)	●
Central seed hopper (870l)	●
Filling auger	●
Microgranule applicator micro-drill	●




# The optimum application of fertiliser or seeds

**With e-drive II Kubota offers complete control and monitoring of the machine from cab in accordance with ISOBUS standard.**

## e-drive II

With e-drive II each sowing unit is driven individually via an electric motor. All the data is entered and read by an ISOBUS conform terminal like IsoMatch Tellus PRO. The sowing distances are infinitely adjustable on the move. All the sowing units can be switched off individually. This solution saves seeds and money!

In conjunction with close row sowing widths of 37.5cm or 45/50cm another benefit of e-drive II comes into play: Individual tramline control. Tramlines can be set up for every sprayer width. The e-drive II features complete electronic monitoring of all machine functions. This includes the seed monitoring by opto-electronic sensors as well as the steering of hydraulic functions such as the control of trackmarker arms and folding processes. Only the design of the seeding heart without a sealing enables the steering of all these functions without external power supply. All functions for every machine can be used without an extra generator or accumulator.



## Fertiliser application

For fertiliser placement Kubota supplies different hoppers for the different frame types – always fitting to the working width. Most frames have a mounted fertiliser hopper - these systems are mechanically driven. Application rates between 100 and 390kg/ha (depending on row width) are possible. The combination with a front hopper offers an perfect weight distribution. The front hopper SH1150 (1150l) can be mechanically or electrically driven.

## Double Disc Fertiliser Coulter

The notches of the fertiliser coulter give perfect traction and allow perfect fertiliser placement. The overload protection ensures blockage-free operation especially in conditions with stones or with high amounts of residues. The integrated scrapers are useful for sticky soil.



The fertilizer coulter are equipped with maintenance-free roller bearings.



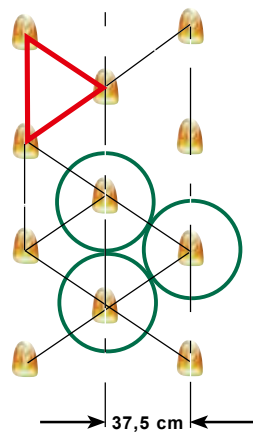

Precise metering by volume through cell wheel metering system with sealing lip

Frame	PP1300	PP1450	PP1450V	PP1600F	PP1601TF
Mounted fertiliser	•	•	•	•*	•
SH1150 / SH1650	-	-	•	•	-



## Did you know?

Did you know that our parts are manufactured to the same high standards and strict specifications as the Kubota machines? Genuine parts will always work and fit as intended, and are guaranteed to keep your machine running at maximum performance.



GEOSEED® provides for a positive yield development

## Close row sowing

Efforts aiming at the optimum utilisation of growing space, even when sowing a wide variety of crops, have always been the farmers objective.

With regards to maize, the harvesting process previously required a row distance of 75cm. Close rows have only been possible since the introduction of chopping and picking attachments, that are not dependent on the standard row widths. Tests performed at various locations and over several years with distances between rows ranging from 30cm to 37.5cm have demonstrated that with a more even growing space the resulting photosynthesis rate achieved in yield increases by up to 10%. In practice, close row sowing with a distance between rows of 37.5cm provides the ideal conditions GEOSEED® provides for a positive yield development for growth, with all plants developing at the same place.

Frame	PP1300	PP1450	PP1450V	PP1600F	PP1601TF
Row distance 37.5cm	•	•	•	•	-
Row distance 45cm	•	•	•	•	-





## #GEOCONTROL/GEOSEED

Did you know?

Did you know that Kubota is not only one of the top-50 most recognised brands in Japan, but also one of the largest tractor manufacturers in the world? In 2014 alone, Kubota produced more than 180,000 tractors.



Each seeding row has to be equipped with electric drive to be able to execute the functions GEOCONTROL or GEOSEED®.





# Precision seeding at perfection

**Kubota offers two GPS steered systems to optimise the plant spacing. GEOSEED® is the patented 2-D seed placement. Seeds are placed perfectly in line and in relation to each other and increases the yields of the row crops significantly. GEOCONTROL automatically switched on or off in exactly the right place.**

## **GEOCONTROL**

The more precisely and evenly a seed is sown, the easier it is to work and harvest, and the greater the possible yield. Seeding with GPS and GEOCONTROL in combination with a PP model with e-drive II is a major step towards precision and cost.

Each electric driven seeding element, in combination with GPS and GEOCONTROL®, is automatically switched on or off in exactly the right place, ensuring there is no overlap with any row that has already been sown. This is especially handy in triangular fields, on curved or irregular shaped headlands. You can also continue seeding at night since the switching on/off of the seed elements is completely reliable.

## **GEOSEED**

GEOSEED® increases the yields of row crops and ensures maximum efficiency. Seeds are placed perfectly in line and in relation to each other.

GEOSEED® Level 1 is the synchronisation within the working width. This improves the distribution of seeds up to perfection in parallel or diamond pattern: Positive effects are the best use of nutrients, water and sun. Also the wind and water erosion is decreased.

GEOSEED® Level 2 is the synchronisation over the whole field. This is the necessary requirement for interrow cultivation, also across the seeding direction. GEOSEED® is the only system in the world, that makes this mechanical weed control possible!

Biologically working farmers are also able to use a mechanic weed control across the seeding direction without injuring the plant. This saves costs and increases the turnover. With RTK GPS signal the synchronisation of rows can be done over the whole field of sugarbeet or maize, pumpkins or beans.



# Efficient farming: discover the possibilities

Kubota's precision farming offering consists of innovative and custom made equipment, designed to manage your farm with success. Now you can carry out the work in a smarter, more efficient and easier way to get the best out of your machines and crops, as well as saving time and money in fertiliser, chemicals and seeds.



## **Be a PRO in increasing productivity**

The IsoMatch Tellus PRO 12-inch terminal provides you with the optimal solution for an all-in-one control system inside the tractor cab including automatic steering. It is the centre for connecting all ISOBUS machines, running precision farming applications and Farm Management Systems. It offers everything you need to get the maximum out of your machines and crop, as well as cost savings in fertiliser, chemicals and seeds by using automatic section control and variable rate control. With the unique dual screen functionality it gives you the opportunity to view and manage two machines and/or processes simultaneously.

## **Easy control management**

The IsoMatch Tellus GO+ is a cost-efficient 7-inch terminal, especially developed for managing the machine in a simple way. You are in full control of the machine in exactly the way you want. Easily set up the machine with the soft keys via the 7-inch touch screen and for optimal control while driving simply use the hard keys and rotary switch. Controlling the implement has never been so easy.







### Did you know?

**Did you know that Kubota is an ISOBUS pioneer? The Kubota company Kverneland Group invented the ISOBUS technology. And incidentally: Kubota is also leading the industry in AEF certified ISOBUS compatibilites**

### 100% focus, the best performance

As tractor steering with IsoMatch AutoDrive-E is handled automatically, you have the freedom to control and monitor your work in an easy way. While the work is more efficient and overlaps are avoided, you can completely focus on the result in the field. (Only in combination with IsoMatch Tellus PRO).

### Advanced precision farming software

IsoMatch GEOCONTROL is an advanced software application within the IsoMatch terminals that helps you to control all ISOBUS compatible Kubota machines. Combined with a GPS receiver it fulfills the future needs in terms of innovative and efficient farming! The IsoMatch GEOCONTROL precision farming application includes Manual Guidance and Data Management free of charge. It is possible to expand this application with Section Control and/ or Variable Rate Control.

### Enhance your success with E-learning

IsoMatch Simulator is a free downloadable virtual training program. It simulates all functions of the IsoMatch Universal Terminals and Kubota ISOBUS machines. Train yourself and make yourself familiar with your machine to avoid errors and enhance your machine performance.



### IsoMatch Grip

This ISOBUS auxiliary device is made for maximum machine control and efficient farming. Operate up to 44 implement functions per machine.



### IsoMatch Global 2

The IsoMatch Global 2 is the GPS antenna, with DGPS accuracy, in the IsoMatch product range. It enables satellite navigation for site-specific section control, variable rate application, manual guidance and field registration



### IsoMatch InLine

Light bar for manual guidance including section status information. Manage the distance from the A-B line and steer for the ideal position.



### IsoMatch (Multi)Eye

Connect up to 4 cameras to the IsoMatch Universal Terminals. It gives you full control and overview of the entire machine operation.

# Kubota Farm Solutions: 360° performance for 100% success

We understand that you need more than powerful tractors and implements to succeed: namely, an integrated system of products and services to increase your competitiveness and preparation for the future. With Kubota Farm Solutions (KFS), we have brought together our solutions in a system— and targeted our proposition to you. From intelligent technology to individual services, the KFS advantages complement each other, forming a circle that ends where it begins: with our commitment to support you a little better every time, now and in the future.







## Performance

You have a clear objective: to get your work done productively and successfully while being relaxed. Kubota offers you the equipment that can best support you in this endeavour. Whichever tractor or implements you decide on, you can always count on proven quality, excellent performance, and co-ordinated features. In short: intelligent and reliable technology that gets you a decisive step closer to your goal.



## Control

You want full control over what you are doing. Kubota provides you with perfectly integrated systems to help you achieve that. From machine optimisation to implement monitoring, you can control the tractor and resources easily from a single terminal. This not only provides you with a better overview of all work processes, but also allows you to work without stress.



## Optimisation

You know exactly how you want to get your work done: efficiently, precisely, and most comfortably. Kubota gives you everything you need to obtain optimal results while remaining at ease. With our ISOBUS technology, precision farming solutions, and automatic steering system, you can apply seeds, fertilisers, and pesticides with extreme precision. This lowers your costs and reduces your workload.



## Value protection

You know what it takes to be commercially successful: top performance with every task and top conditions over many years. Once again, Kubota offers solutions that fulfil what they promise. Our parts are manufactured to the same high standards and strict specifications as the Kubota machines.



## Finance management

You want to improve your productivity, but not at any cost. With Kubota Finance, you can make your planned investment with ease, convenience, and safety. Whether financing or leasing, you benefit from professional advice and attractive conditions. All you need in order to gain the advantages of a technology that drives your success forward. Whether you need machines or services, you have full control of the costs.

# #Technical data

Model	PP1300	PP1450	PP1450V	PP1600F	PP1601TF
Frame type	rigid	rigid	variable	PH folding	trailed
Working width (m)	3.00	4.50	2.70 - 4.50	6.00	6.00
No. of HD-II sowing rows	4-8	6-8	6 / 6+1 / 8	8-16	8
Row width HD-II row (cm)	37.5-80	45-80	33-80 <sup>1)</sup>	37.5-80	70-80
No. of SX sowing rows	-	-	6 / 6+1	8-16	8
Row width SX row (cm)	-	-	37.5-80	37.5-80	70-80
No. of Standard / Tandem rows	4-9	6-11	-	-	-
Row width Standard / Tandem row (cm)	35-80	35-80	-	-	-
Transport width (m)	3.00	2.85	3.00	3.00	3.00 <sup>2)</sup>
Central seed hopper (l)	-	-	-	-	○ 870 <sup>4)</sup>
<b>Sowing row</b>					
Mechanical drive of row	○	○	-	○	○
e-drive II, ready for GEOSEED®	○	○	●	○	○
Fan drive 1000rpm	○	○	●	●	●
Fan drive 540rpm	●	●	○	○	○
Hydraulic fan drive	○	○	○	○	○
Hydraulic row lifting device	-	-	-	-	-
<b>Frame</b>					
Linkage	Cat. 2	Cat. 2	Cat. 3N	Cat. 2	40mm Ring eye <sup>3)</sup>
Tyres 7.00-12AS	●	●	-	-	-
Tyres 26x12.00STG	○	○	●	●	-
Tyres 12.5/80-18	-	-	-	-	●
Manually operated track marker	●	-	-	-	-
Hydraulically operated track marker	○	●	●	●	●
Hydraulically frame ballasting kit	○	○	○	○	-
<b>Fertiliser</b>					
Mounted fertiliser spreader	○	○	○	○	○
Max. no. of rows with mounted fertiliser spreader	8	8	8	8	8
Mechanical drive of fertiliser spreader	●	●	●	●	●
Electro-hydraulic drive of fertiliser spreader	-	-	○	○	○
Fertiliser hopper capacity (l)	440-770	440-770	1,000	900	2,000
Filling auger	-	-	○	●	○
Weigh cells	-	-	-	-	○
No. of rows with front hopper SH1150/SH1650	6/8	6/8	6/8	8/12/16	-
<b>Microgranule Applicator</b>					
Electr. micro granule Applicator micro-drill	○	○	○	○	○
Hopper content (l)	17	17	17	17	17

● Standard equipment   ○ Optional equipment   - not available for this type

<sup>1)</sup> Depending on no. of rows

<sup>2)</sup> 3.40m if 80cm row width

<sup>3)</sup> Optional Cat. 3/Cat. 3N cross shaft and K80 pulling eye

<sup>4)</sup> Only with SX row version without single seed hopper



PP row variants	Standard	Tandem	HD-II	SX
Hopper 60l	-	-	-	●
Hopper 55l	○	○	●	-
Hopper 30l	●	●	○	-
Parallelogram (incl. weight transfer)	-	-	●	●
Clod deflector	-	○	○	○
Trash wheel	-	-	○	○
V-press wheel 25mm	-	-	●	●
V-press wheel 50mm	-	-	○	○
Farmflex 370mm	●	-	-	-
Farmflex 500mm	○	-	-	-
Monoflex press wheel	-	●	-	-
Closed gauge wheel 120mm	-	-	○	○
Open gauge wheel 120mm	-	-	●	●
Intermediate press wheel stainless steel & scraper	-	-	○	-
Intermediate press wheel cast iron with rubber ring	-	●	○	-
e-drive II	○	○	○	●
Mechanical drive	○	○	○	-
Lifting device	●	●	○	○
Rape kit	○	○	○	○
Weight (kg)	60	75	129	129

PP1450V row widths with different settings										
Number of rows	Type	Rows	1	2	3	4	5	6	7	Transport
	6	6	80cm	75cm	70cm	65cm	60cm	55cm	50cm	45cm
	6+1	6	80cm	75cm						
	6+1	7			65cm	60cm	55cm	50cm	45cm	
	8	8	55cm	50cm	45cm	40cm	37.5cm	35cm		33cm



#### Visus Terminal for mechanical drive

The in-cab mounted Visus, Opto Electronic Control, constantly monitors the operation of the machine alerting the operator of any malfunction within the sowing heart.

The Visus monitors seeds as they are sown. If there is an interruption in seed delivery, an audible and visual alarm is immediately triggered. The Visus indicates the area worked, working time and forward speed. Suitable for all seed types. High degree of operational reliability for contractors and farmers alike.

*The company reserves the right to change the above specifications without notice. This brochure is for descriptive purpose only. Some of the items pictured in this brochure are optional and not standard equipment. Please consult your local Kubota dealer for warranty, safety or product information. For your safety, Kubota strongly recommend the use of a seat belt in all applications.*

©2020 Kverneland Group Soest GmbH

