

TCOC Now Offering Online Giving

However God calls you to faithfully give, we make it simple.

A New Way to Give:



Through Our Church Website



Through the Mobile Giving App

If you have any questions, please contact the church office:
773-672-7230

TCOC Now Offering Online Giving

However God calls you to faithfully give, we make it simple.

A New Way to Give:




Through Our Church Website








Through the Mobile Giving App

If you have any questions, please contact the church office:
773-672-7230


ONLINE GIVING (Desktop Computer)

1. Login to www.churchofchurch.org/online_giving
2. Click on the  button (will be directed to a new page)
3. Complete Registration process which includes providing bank or credit/debit card
4. Select category of giving (tithes, offering, or ministry other)
5. Input the amount of your gift
6. Click on “SUBMIT” button






MOBILE GIVING (iOS or Android)

1. Create an APP for your device
 - A. For iOS (Apple)
 - **Open** Safari
 - Go to www.churchofchicago.org/online_giving
 - Click on the  button
 - Click on  button to the top right portion of your browser
 - On the drop down screen click on “Add to home screen”
 - Then click on “Add” which creates the App on your device
 - Open up the App on your device
 - Create Account
 - Complete Registration process which includes providing bank or credit/debit card information
 - Select category of giving (tithes, offering, or ministry other)
 - Input the amount of your gift
 - Click on “SUBMIT” button
 - B. For ANDROID
 - **Open** Chrome
 - Go to www.churchofchicago.org/online_giving
 - Click on the  button
 - Click on  button to the top right portion of your browser
 - On the drop down screen click on “Add to home screen”
 - Then click on “Add” which creates the App on your device
 - Open up the App on your device 
 - Create Account
 - Complete Registration process which includes providing bank or credit/debit card information
 - Select category of giving (tithes, offering, or ministry other)
 - Input the amount of your gift
 - Click on “SUBMIT” button

ONLINE GIVING (Desktop Computer)

1. Login to www.churchofchurch.org/online_giving
2. Click on the  button (will be directed to a new page)
3. Complete Registration process which includes providing bank or credit/debit card
4. Select category of giving (tithes, offering, or ministry other)
5. Input the amount of your gift
6. Click on “SUBMIT” button

MOBILE GIVING (iOS or Android)

1. Create an APP for your device
 - A. For iOS (Apple)
 - **Open** Safari
 - Go to www.churchofchicago.org/online_giving
 - Click on the  button
 - Click on the  button to the top right portion of your browser
 - On the drop down screen click on “Add to home screen”
 - Then click on “Add” which creates the App on your device
 - Open up the App on your device
 - Create Account
 - Complete Registration process which includes providing bank or credit/debit card information
 - Select category of giving (tithes, offering, or ministry other)
 - Input the amount of your gift
 - Click on “SUBMIT” button
 - B. For ANDROID
 - **Open** Chrome
 - Go to www.churchofchicago.org/online_giving
 - Click on the  button
 - Click on  button to the top right portion of your browser
 - On the drop down screen click on “Add to home screen”
 - Then click on “Add” which creates the App on your device
 - Open up the App on your device 
 - Create Account
 - Complete Registration process which includes providing bank or credit/debit card information
 - Select category of giving (tithes, offering, or ministry other)
 - Input the amount of your gift
 - Click on “SUBMIT” button