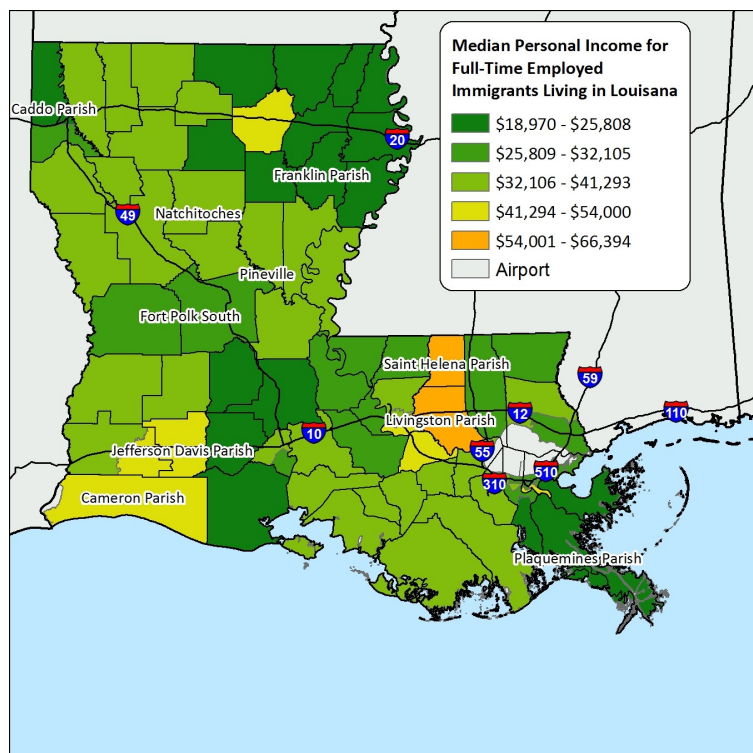


Immigrants in Louisiana 2015

Median Personal Income among Full-Time Employed Immigrants Living in Louisiana



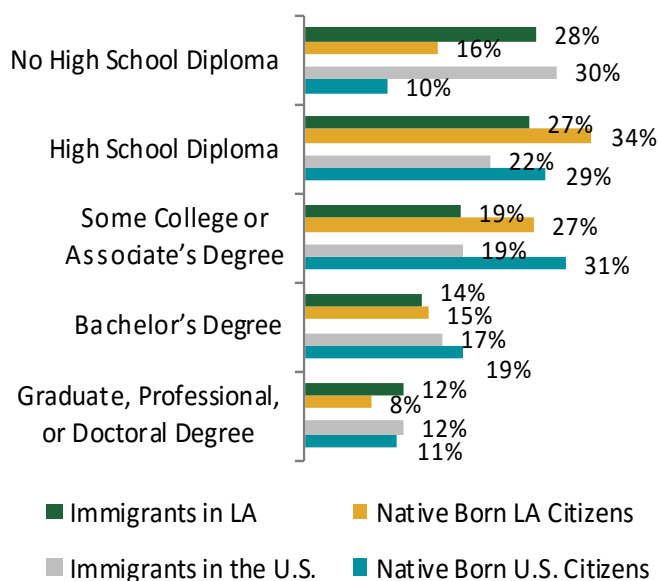
Approximately 4 percent of the population in Louisiana are immigrants.

The map on the left shows the personal earned income among immigrants who are employed full-time and over the age of 16 living in Louisiana by Public Use Microdata Areas (PUMA) as defined by the U.S. Census Bureau. Compared to immigrants living in the U.S., immigrants living in Louisiana reported earning slightly lower personal median incomes (\$35,000 vs \$36,580). Immigrants living in Saint Helena and Livingston Parish reported the highest median income, followed by Cameron and Jefferson Davis Parish. However, immigrants living in around Caddo, Plaquemines and Franklin Parish, and counties north of Vermilion Parish reported the lowest median personal income.

The chart below to the left shows the educational attainment for immigrants and native born U.S. citizens living in Louisiana and in the U.S. Compared to native born U.S. citizens in Louisiana and in the U.S., immigrants in Louisiana and in the U.S. reported similar percentages of individuals with a bachelor's, graduate, and/or doctoral degree. For example, 26 percent of immigrants in Louisiana and 29 percent of immigrants in the U.S. earned a bachelor's degree or higher compared to native born U.S. citizens in Louisiana (23 percent) and native born citizens in the U.S (30 percent).

The table below illustrates the top 10 countries of birth among immigrants in Louisiana and in the U.S. Approximately one-third of immigrants in Louisiana are either from Mexico (17 percent), Honduras (15 percent), or Vietnam (12 percent), compared to immigrants in the U.S., where 28 percent of immigrants are from Mexico.

Educational Attainment among Immigrants and Native Born U.S. Citizens Ages 25+ Living in Louisiana and in the U.S.

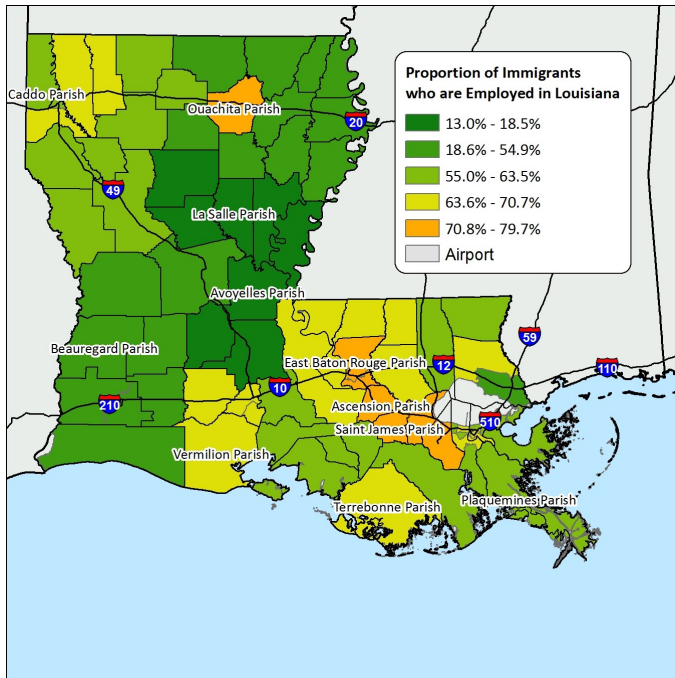


Top 10 Countries of Birth among Immigrants in Louisiana and in the U.S.

Immigrants in Louisiana		Immigrants in the U.S.	
Country of Birth	Percent	Country of Birth	Percent
Mexico	17%	Mexico	28%
Honduras	15%	India	5%
Vietnam	12%	Philippines	5%
India	4%	China	4%
China	3%	Vietnam	3%
Nicaragua	3%	El Salvador	3%
Philippines	3%	Cuba	3%
Guatemala	3%	Korea	3%
El Salvador	3%	Dominican Republic	2%
Cuba	3%	Guatemala	2%
All Other Countries (n=132)	34%	All Other Countries (n=150)	42%
Estimated Immigrant Population	180,622	Estimated Immigrant Population	41,757,110

Immigrants in Louisiana 2015

Proportion of Immigrants who are Employed in Louisiana

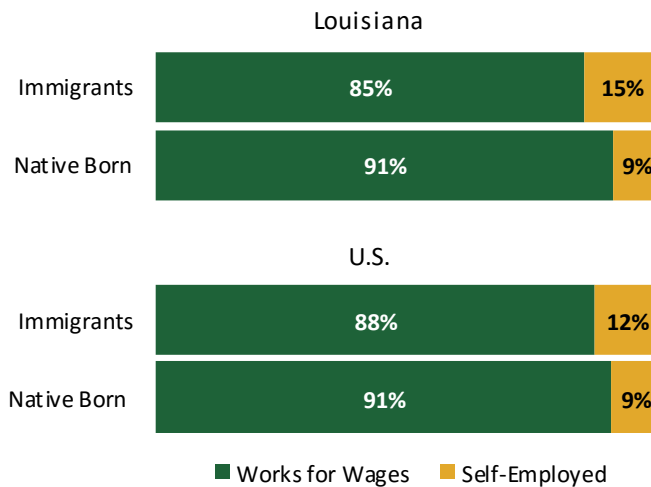


The map to the left presents the proportion of immigrants who are employed and over the age of 16 living in the state of Louisiana by Public Use Microdata Areas (PUMA) as defined by the U.S. Census Bureau. Approximately 4 percent of the population in Louisiana are immigrants. Immigrants in Louisiana (64 percent) and immigrants in the U.S. (62 percent) were more likely to be employed compared to native born U.S. citizens in Louisiana (55 percent) and native born citizens in the U.S. (58 percent). Immigrants living in Ouachita Parish and in and around East Baton Rouge Parish reported higher rates of employment compared to immigrants living in and around LaSalle Parish and south of Avoyelles Parish.

In regards to the type of employment, rates of self-employment across immigrants living in Louisiana were slightly higher compared to all immigrants in the U.S. As shown in the chart on the bottom left, 15 percent of immigrants in Louisiana are self-employed, compared to 12 percent of immigrants in the U.S. In addition, immigrants in Louisiana were more likely to be self-employed compared to native born U.S. citizens in Louisiana (9 percent) and in the U.S. (9 percent).

The table on the bottom right shows the top 10 languages spoken at home among immigrants living in Louisiana and in the U.S. Approximately 46 percent of immigrants in Louisiana speak Spanish at home, followed by English (16 percent) and Vietnamese (11 percent). Conversely, 44 percent of immigrants in the U.S. speak Spanish at home and 16 percent of immigrants speak English.

Percent of Self-Employed Immigrants and Native Born Citizens Living in Louisiana and in the U.S.



Top 10 Languages Spoken at Home among Immigrants Living in Louisiana and in the U.S.

Immigrants in Louisiana		Immigrants in the U.S.	
Language	Percent	Language	Percent
Spanish	46%	Spanish	44%
English	16%	English	16%
Vietnamese	11%	Chinese	4%
Chinese	3%	Filipino, Tagalog	4%
Arabic	3%	Vietnamese	3%
Filipino, Tagalog	2%	Korean	2%
French	2%	Arabic	2%
Hindi	1%	Russian	2%
German	1%	Hindi	1%
Korean	1%	French/ Haitian Creole	1%
All Other Languages (n=75)	14%	All Other Languages (n=100)	21%
Estimated Immigrant Population (Age 5+)	179,503	Estimated Immigrant Population (Age 5+)	41,503,369

ABOUT THE INSTITUTE FOR IMMIGRATION RESEARCH

The IIR works to refocus the immigration conversation among academics, policy-makers and the public, including the business community and media, by producing and disseminating unbiased and objective, interdisciplinary academic research related to immigrants and immigration to the United States. The Institute for Immigration Research is a joint venture between George Mason University and the Immigrant Learning Center, Inc. (ILC) of Massachusetts. To learn more about the Institute for Immigration Research call (703) 993-5833, email iir@gmu.edu, or visit us online at iir.gmu.edu.

IMMIGRATION DATA ON DEMAND (iDod)

iDod
Immigration
Data on Demand

The iDod service is offered free of charge to help individuals and institutions examine the immigrant populations of their particular geography. Recipients of this data will see how immigrants provide vital contributions to the economy and society of the U.S. Ultimately, the goal of the iDod project is to create collaborations and connect people with data of interest on immigrant populations from their particular geographic region or economic sector.