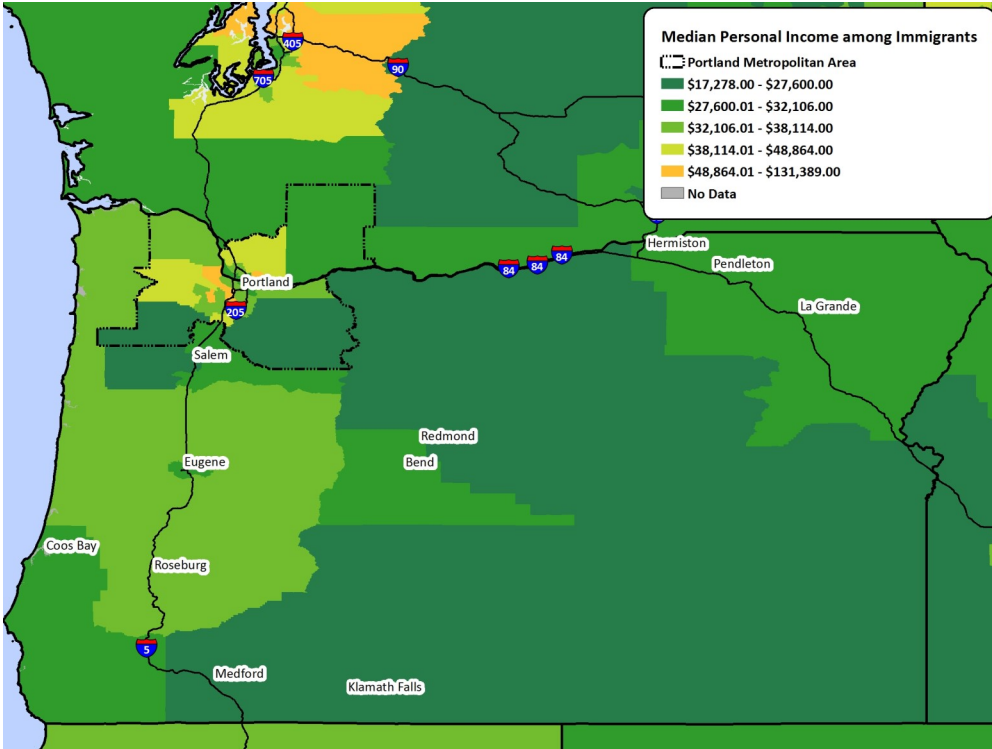


# Immigrants in the Portland Metropolitan Area, 2010-2014

**iDod: Fact Sheets with Data on Immigrants, Customized For You, For Free.**  
**Median Personal Income among Immigrants in PUMAs of Oregon**

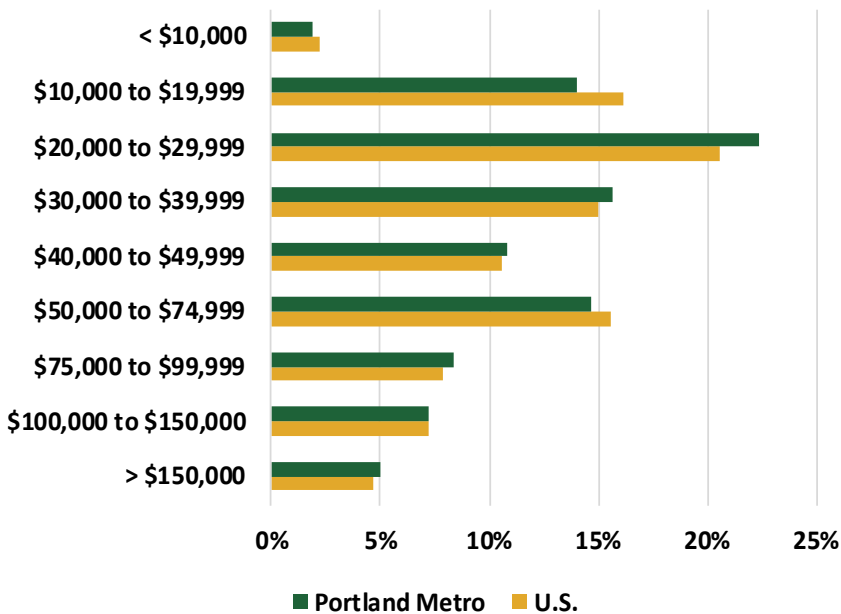


The map on the left presents median personal incomes among immigrants working full-time in PUMAs of Oregon. PUMAs in the western part of the state, especially PUMAs in the Portland metropolitan area, are characterized by the highest median incomes.

With respect to birthplace, Mexico is the most common country of birth among immigrants in the Portland metropolitan area, followed by Vietnam, Ukraine, and China.

Roughly 84 percent of immigrants in the Portland metropolitan area make more than \$20,000 annually.

**Personal Income among Immigrants Working Full-Time in the Portland Metropolitan Area and the U.S.**



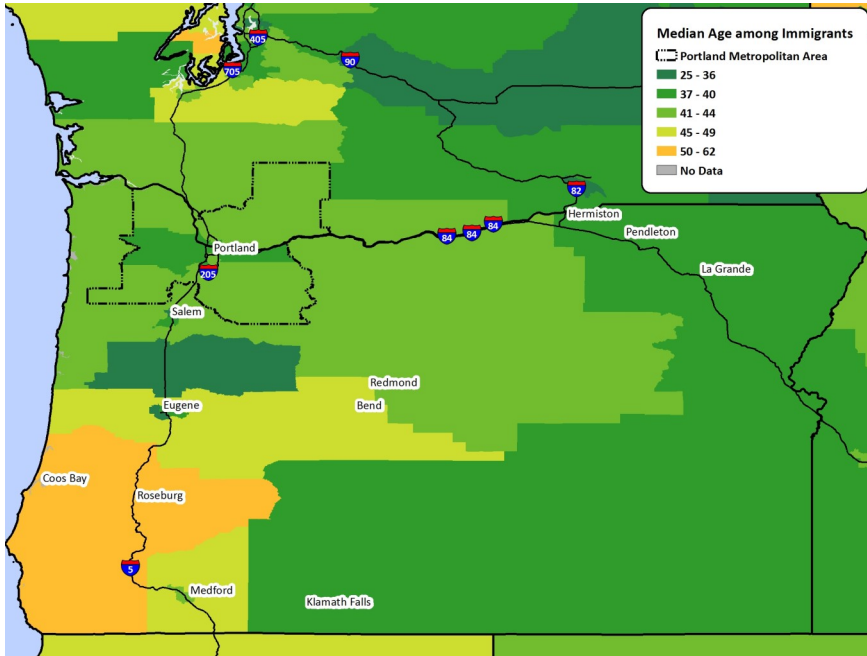
**Top Ten Most Common Countries of Birth among Immigrants in the Portland Metropolitan Area**

Countries of Birth	Percent
Mexico	29%
Vietnam	8%
Ukraine	5%
China	5%
Canada	4%
India	4%
Korea	4%
Philippines	4%
Other USSR/Russia	3%
Germany	2%
All Other Countries	32%
<b>Estimated Immigrant Population</b>	<b>289,708</b>

Source: U.S. Census Bureau. American Community Survey, 2010-2014. ipums.org extracts. Tigerline shapefiles.

# Immigrants in the Portland Metropolitan Area, 2010-2014

Median Age among Immigrants in PUMAs of Oregon

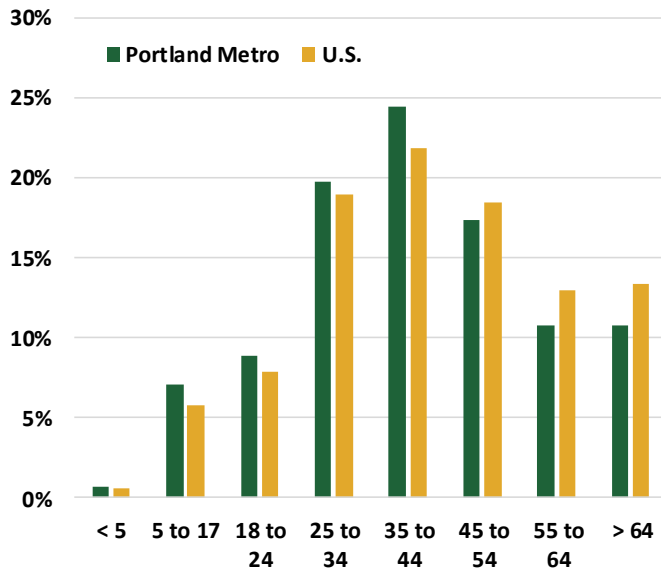


The map on the left presents median ages among immigrants in PUMAs of Oregon. PUMAs in the eastern part of the state are characterized by relatively low median ages, while PUMAs in the southwestern part of the state are characterized by relatively high median ages.

The majority of immigrant households in the Portland metropolitan area contain at least one child.

Immigrants in the Portland metropolitan area are relatively younger than the national population of immigrants.

Age among Immigrants in the Portland Metropolitan Area



Number of Children per Immigrant Household in the Portland Metropolitan Area and the U.S.

Number of Children	Portland Metro Area	U.S.
0	41%	44%
1	20%	21%
2	22%	21%
3	11%	10%
4	5%	3%
5	1%	1%
6	< 1%	< 1%
7	< 1%	< 1%
8	< 1%	< 1%
> 9	< 1%	< 1%
<b>Estimated Population of Immigrant Households</b>	<b>114,255</b>	<b>16,553,889</b>

**ABOUT THE INSTITUTE FOR IMMIGRATION RESEARCH**

IIR works to refocus the immigration conversation among academics, policy-makers and the public, including the business community and media, by producing and disseminating unbiased and objective, interdisciplinary academic research related to immigrants and immigration to the United States. The Institute for Immigration Research is a joint venture between George Mason University and the Immigrant Learning Center, Inc. (ILC) of Massachusetts.