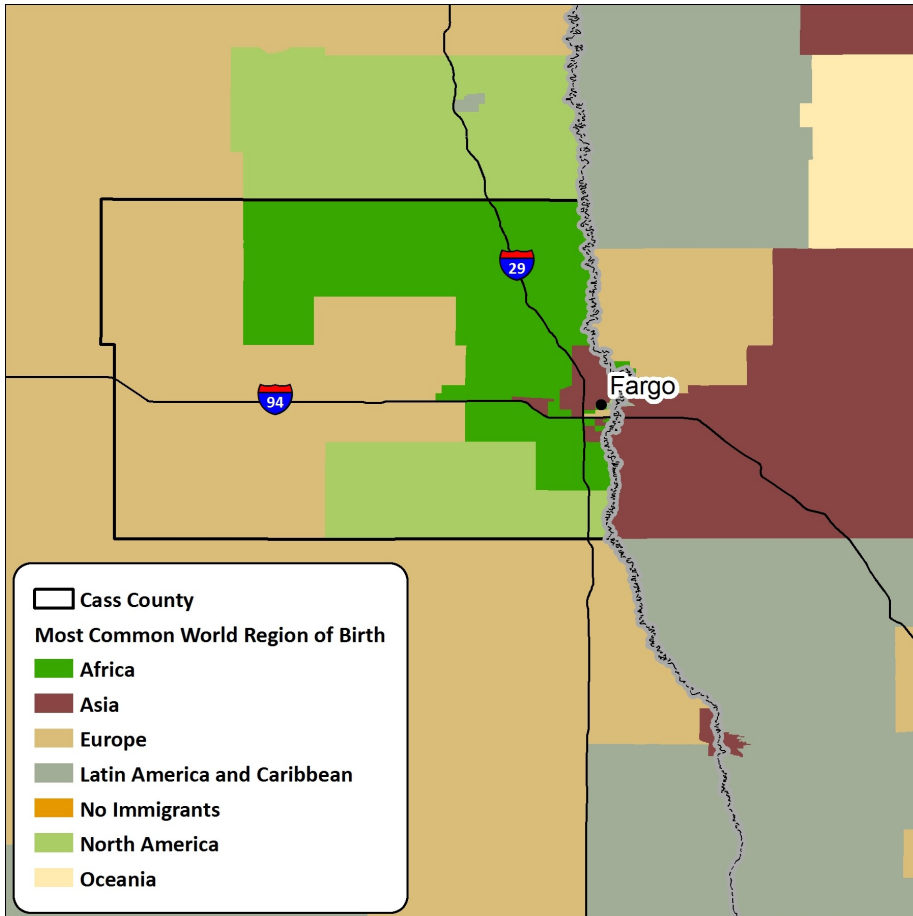


# Immigrants in the Cass County, North Dakota, 2010-2014

**iDod: Fact Sheets with Data on Immigrants, Customized For You, For Free.**

## Most Common World Region of Birth among Immigrants in Cass County, North Dakota

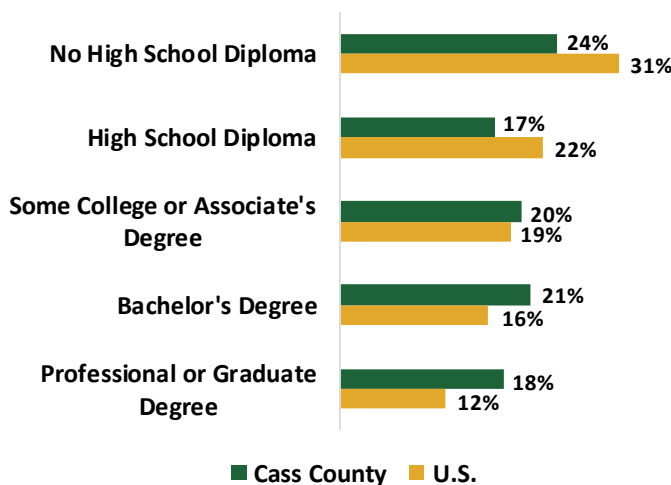


The map on the left presents the most common world region of birth per Census tract in Cass County. Immigrants from Europe and Asia are commonly found near the city of Fargo. Immigrants from Africa are commonly found to the north and northwest of Fargo. European immigrants are commonly found to the east of Fargo, and immigrants North America are found to the south and southwest of Fargo.

Note that a majority of immigrant adults (ages 25+) in Cass County do not have a Bachelor's degree. At the national level, a majority of immigrant adults do not have a college education.

Bosnia is the most common country of birth among immigrants in Cass County, followed by India, Iraq, Vietnam, and China. All other countries are found at a rate of 5 percent or less.

## Educational Attainment among Adult Immigrants (Ages 27+) in Cass County



## Top Ten Countries of Birth among Immigrants in Cass County

Countries of Birth	Percent
Bosnia	9%
India	7%
Iraq	6%
Vietnam	6%
China	6%
Kenya	5%
Somalia	5%
Canada	5%
Nepal	5%
Sudan	4%
All Other Countries	40%
<b>Estimated Immigrant Population</b>	<b>8,840</b>

# Immigrants in the Cass County, North Dakota, 2010-2014

## Occupational Groups among Immigrant Workers in Cass County, North Dakota

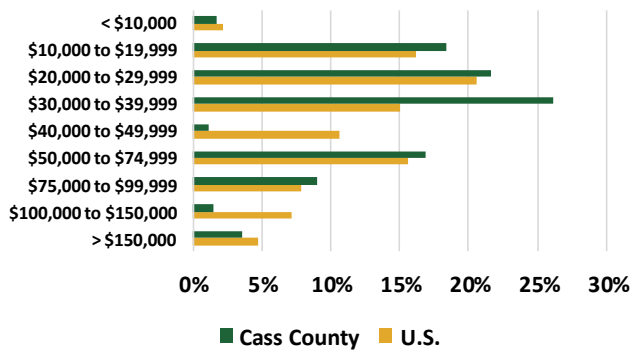
Occupational Groups	Percent
Building and Grounds Cleaning and Maintenance	16%
Production	13%
Education, Training, and Library	11%
Food Preparation and Serving	9%
Office and Administrative Support	9%
Computer and Mathematical	8%
Healthcare Support	7%
Sales and Related	7%
Transportation and Material Moving	5%
Management, Business, Science, and Arts	4%
Healthcare Practitioners and Technical	3%
Personal Care and Service	3%
Construction and Extraction	2%
Installation, Maintenance, and Repair Workers	1%
Life, Physical, and Social Science	1%
Business Operations Specialists	1%
Arts, Design, Entertainment, Sports, and Media	1%
Farming, Fishing, and Forestry	1%
Architecture and Engineering	1%
Community and Social Services	1%
<b>Estimated Population of Immigrant Workers (ages 16+)</b>	<b>4,870</b>

The table to the left presents the distribution of immigrant workers across occupational groups in Cass County. Approximately 16 percent of immigrant workers are found in Building, Grounds Cleaning, and Maintenance occupations. Roughly 13 percent of immigrant workers are found in production occupations.

Note that roughly 68 percent of full-time immigrant workers in Cass County make less than \$40,000 annually. Approximately 54 percent of full-time immigrant workers make less than \$40,000 at the national level.

Also, note that 57 percent of immigrants (ages 16+) in Cass County do not have any children of their own. This is compared to 50 percent at the national level.

## Personal Income among Full-Time Immigrant Workers in Cass County



## Frequency of Immigrant Adults by Number of Children in Cass County

Number of Children	Cass County	U.S.
0	57%	50%
1	20%	21%
2	13%	17%
3	6%	8%
4	4%	3%
5 or more	< 1%	1%
<b>Estimated Population of Immigrant Adults (ages 16+)</b>	<b>7,464</b>	<b>39,061,621</b>

## ABOUT THE INSTITUTE FOR IMMIGRATION RESEARCH

IIR works to refocus the immigration conversation among academics, policy-makers and the public, including the business community and media, by producing and disseminating unbiased and objective, interdisciplinary academic research related to immigrants and immigration to the United States. The Institute for Immigration Research is a joint venture between George Mason University and the Immigrant Learning Center, Inc. (ILC) of Massachusetts. To learn more about the Institute for Immigration Research call (703) 993-5833, email [iir@gmu.edu](mailto:iir@gmu.edu), or visit us online [iir.gmu.edu](http://iir.gmu.edu).