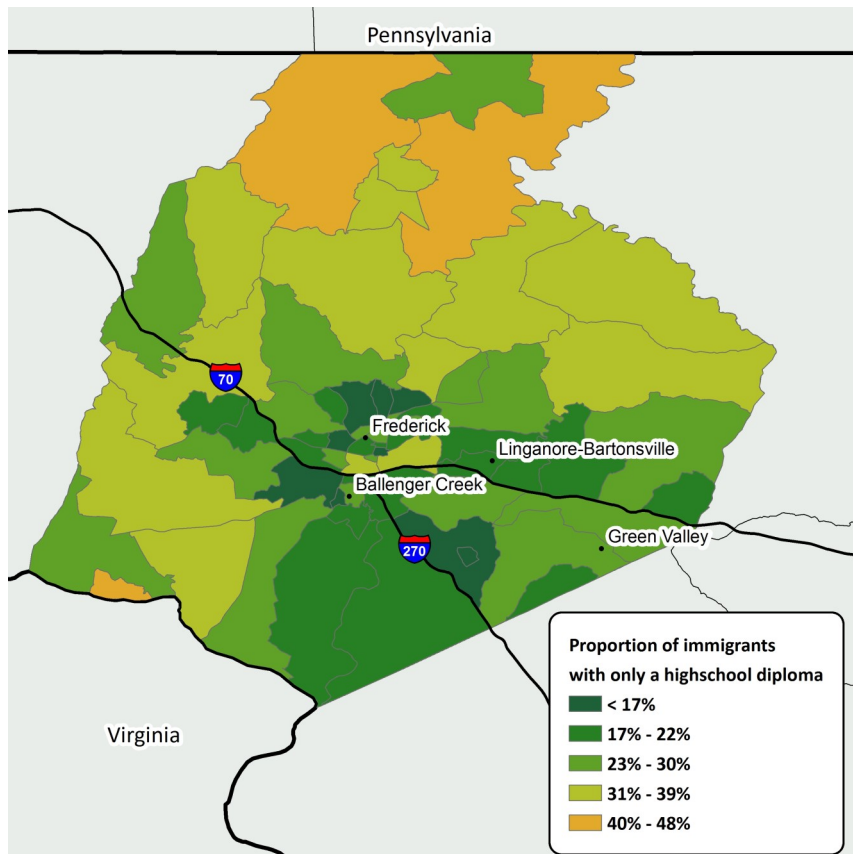


Immigrants in Frederick County, Maryland 2010-2014

iDod: Fact Sheets with Data on Immigrants, Customized For You, For Free.

Immigrants with only a High School Diploma per Census Tract in Frederick County, Maryland



The map on the left presents the proportion of immigrants who were 25 years of age or older and only had a high school diploma. Census Tracts to the north of Frederick City contained relatively large proportions of immigrants with only a high school diploma. Several Census Tracts to the south of Frederick City also contained relatively large proportions of immigrants with only a high school diploma.

It is important to note that approximately 22 percent of immigrants who were 25 years of age or older had not attained a high school diploma. This indicates that a number of immigrant adults in Frederick County could benefit from further education.

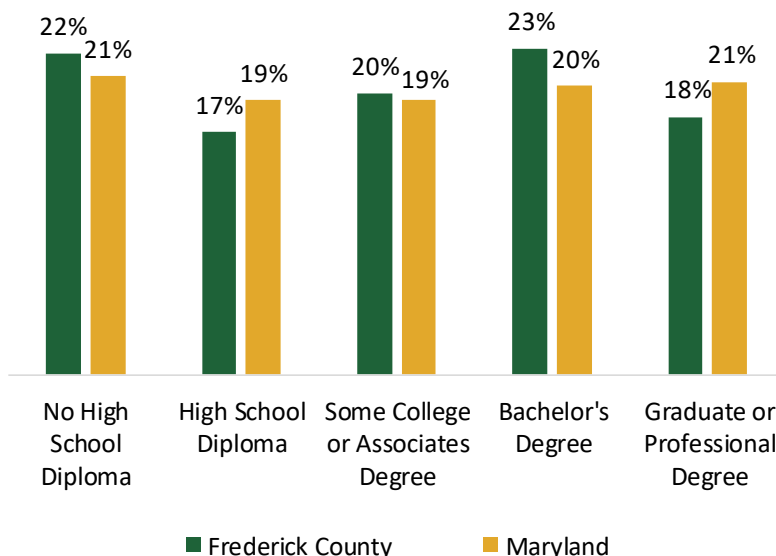
It is also important to note that roughly 50 percent of immigrants in Frederick County were born in just 10 different countries. The most common country of birth was El Salvador.

Top Ten Countries of Birth Among Immigrants in Frederick County, Maryland

1. El Salvador	9%
2. India	7%
3. Burma	6%
4. Mexico	5%
5. Guatemala	5%
6. Philippines	5%
7. Peru	4%
8. Vietnam	3%
9. China	3%
10. Honduras	3%
All other birthplaces	50%

Estimated Immigration Population = 22,264

Educational Attainment Among Immigrants 25 Years of Age or Older in Frederick County, Maryland



Immigrants in Frederick County, Maryland 2010-2014

Distribution of Immigrant Workers among Industrial Groups in Frederick County, Maryland

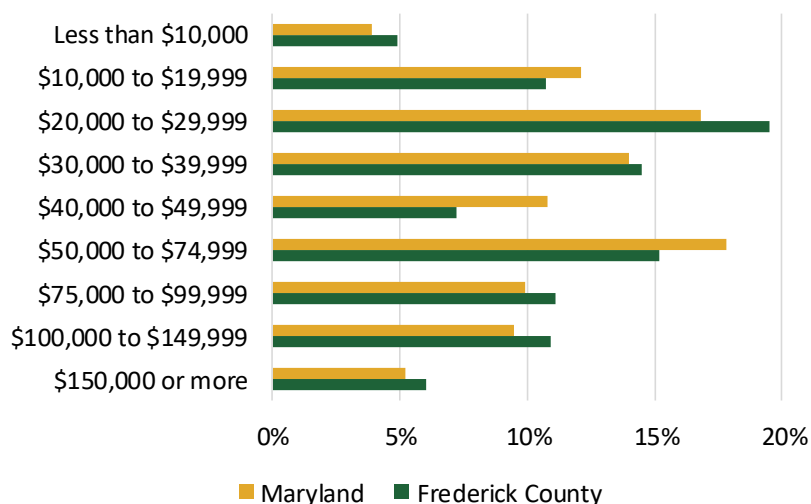
Industries	%
Professional, Scientific, and Waste Management	20
Education, Health, and Social Services	19
Arts, Entertainment, Recreation, Accommodations, and Food Services	13
Construction	10
Retail Trade	9
Manufacturing	7
Other Services	6
Finance, Insurance, Real Estate, Rental, and Leasing	5
Public Administration	5
Transportation and Warehousing	3
Information and Communications	2
Agriculture, Forestry, Fishing, Hunting	1
Wholesale Trade	1
Utilities	>1
Estimated population of immigrant workers = 14,701	

Immigrant workers in Frederick County, Maryland were concentrated among professional, scientific, and waste management industries. A sizeable portion of immigrations also worked in the education, health, and social services industries.

Immigrant workers were also distributed among a variety of occupations. The most common occupation was housekeeping.

Approximately 50 percent of full-time immigrant workers in Frederick County earned less than \$40,000 a year. This is compared to 47 percent of full-time immigrant workers in all of Maryland.

Personal Income Distribution among Full-Time Immigrant Workers in Frederick County, Maryland



Top Ten Occupations among Immigrant Workers in Frederick County, Maryland

Occupations	%
Maids and Housekeepers	4
Miscellaneous Managers	4
Registered Nurses	3
Cooks	3
Waiters and Waitresses	3
Grounds Maintenance Workers	3
Software Developers	2
Retail Salespersons	2
Computer and Information Systems Managers	2
Miscellaneous Personal Appearance Workers	2
All other occupations	72
Estimated population of immigrant workers = 14,701	

ABOUT THE INSTITUTE FOR IMMIGRATION RESEARCH

IIR works to refocus the immigration conversation among academics, policy-makers and the public, including the business community and media, by producing and disseminating unbiased and objective, interdisciplinary academic research related to immigrants and immigration to the United States. The Institute for Immigration Research is a joint venture between George Mason University and the Immigrant Learning Center, Inc. (ILC) of Massachusetts. To learn more about the Institute for Immigration Research call (703) 993-5833, email iir@gmu.edu, or visit us online iir.gmu.edu.

IMMIGRATION DATA ON DEMAND (iDod)

The iDod service is offered free of charge to help individuals and institutions examine the immigrant populations of their particular geography. Recipients of this data will see how immigrants provide vital contributions to the economy and society of the U.S. Ultimately, the goal of the iDod project is to create collaborations and connect people with data from their particular region or sector of interest on immigrant populations.