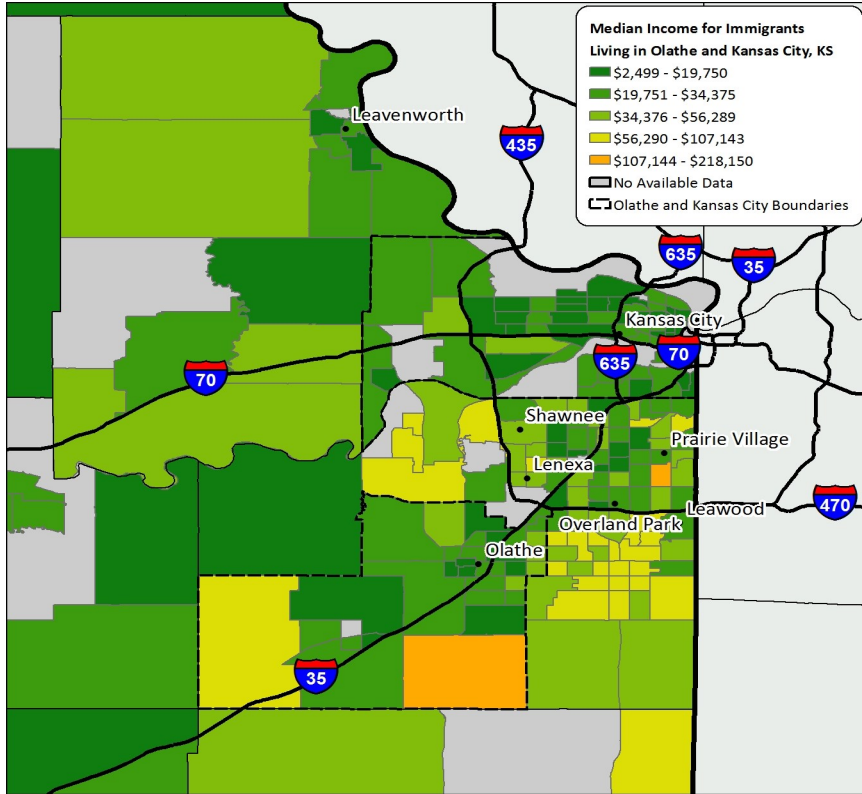


Immigrants in Olathe, KS and Kansas City, KS 2010-2014

iDod: Fact Sheets with Data on Immigrants, Customized For You, For Free.

Median Income for Employed Immigrants Living in Olathe and Kansas City



The map on the left presents the median income for employed immigrants (age 15+) for the last 12 months living in the Census tracts of Olathe and Kansas City, KS. Immigrants with the highest median income reside south of the Olathe census tract and live directly south of the city of Prairie Village. There is a section of low median incomes in the portion of Kansas City north of I-70 and South of the river.

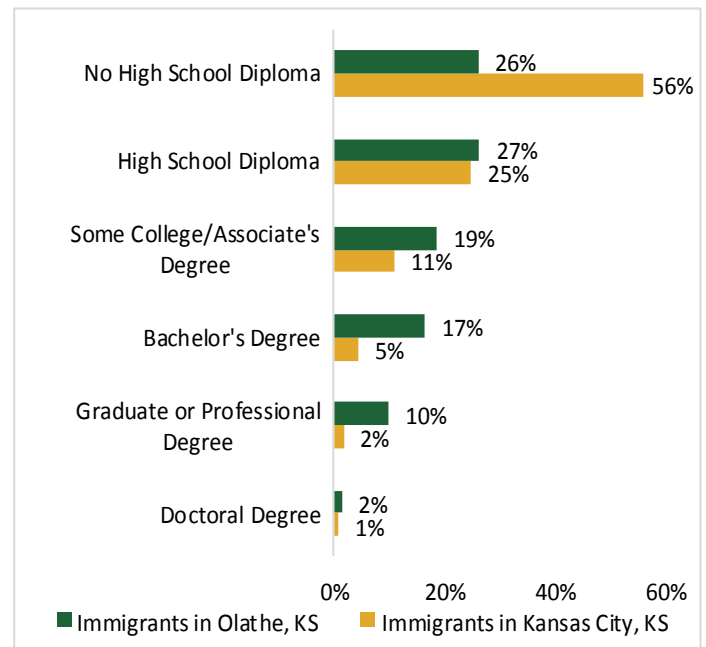
Of the top 10 languages spoken in Olathe, KS 48 percent of immigrants speak Spanish, whereas 74% of immigrants speak Spanish in Kansas City. This shows that the immigrants in Olathe are of much more diverse origins. Also in Olathe, 9 percent speak English, and 7 percent speak Swahili. The remaining 36 percent of immigrants in Olathe speak 41 different languages

As shown in the chart below educational attainment for Olathe immigrants is compared to immigrants in Kansas City, KS. Note, 28 percent of immigrants living in Olathe earned at least a bachelor's degree and 12 percent earned a graduate or doctoral degree.

Top 10 Languages Spoken Among Immigrants in Olathe, KS and Kansas City, KS

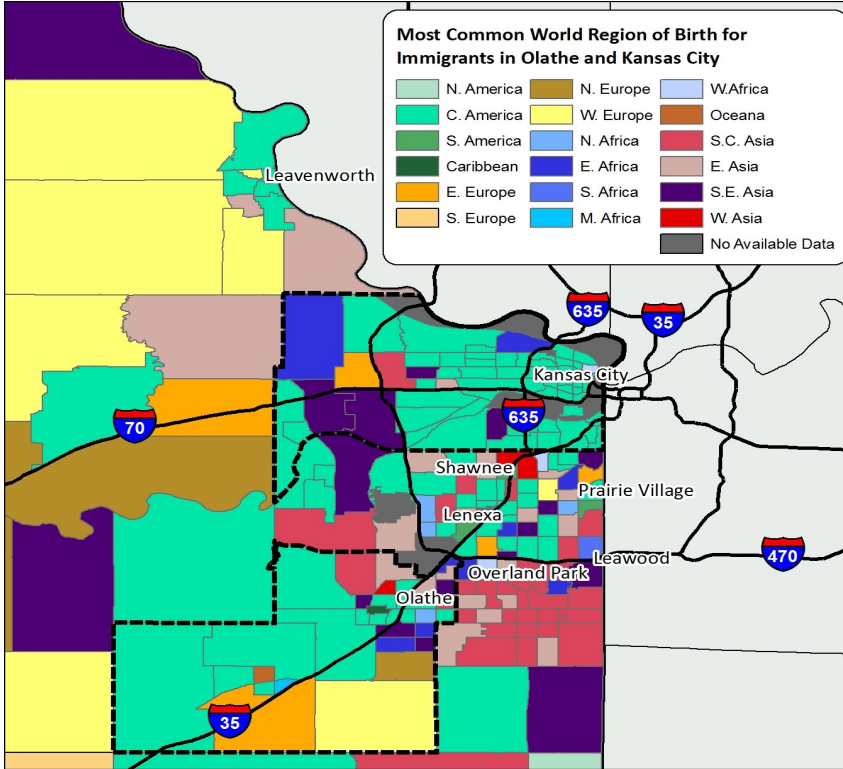
Olathe, KS		Kansas City, KS	
Language	Percent	Language	Percent
Spanish	48%	Spanish	74%
English	9%	English	7%
Swahili	7%	Miao, Hmong	3%
Laotian	5%	Cushite, Beja, Somali	3%
Vietnamese	3%	Other Asian languages	2%
Panjabi	3%	Chinese	2%
Arabic	3%	Burmese, Lisu, Lolo	1%
Telugu	2%	Filipino, Tagalog	1%
Filipino, Tagalog	2%	Laotian	1%
Chinese	2%	Thai	1%
All Other Languages (n=34)	16%	All Other Languages (n=22)	5%
Estimated Immigrant Population (Ages 5+)	13,885	Estimated Immigrant Population (Ages 5+)	22,831

Educational Attainment Among Immigrants 25+ Years of Age and Older Living in Olathe, KS and Kansas City, KS



Immigrants in Olathe, KS and Kansas City, KS 2010-2014

Most Common World Region of Birth for Immigrants Living in Olathe and Kansas City

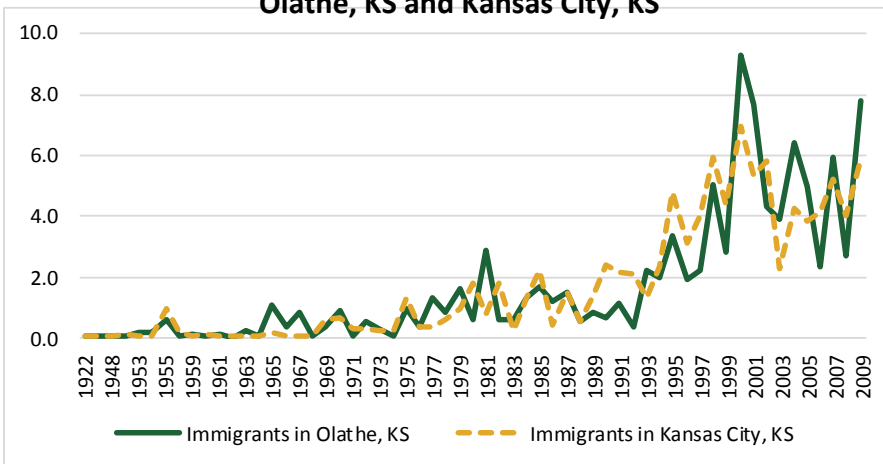


The map on the left shows the most common world region of birth for immigrants living in the census tracts of Olathe and Kansas City, KS. The largest group of immigrants in Olathe and Kansas City are from Central America. Immigrants from south, central, and east Asia lived in and around the city of Overland Park and immigrants from eastern and western Europe lived in the south east corridor of the Olathe census tracts.

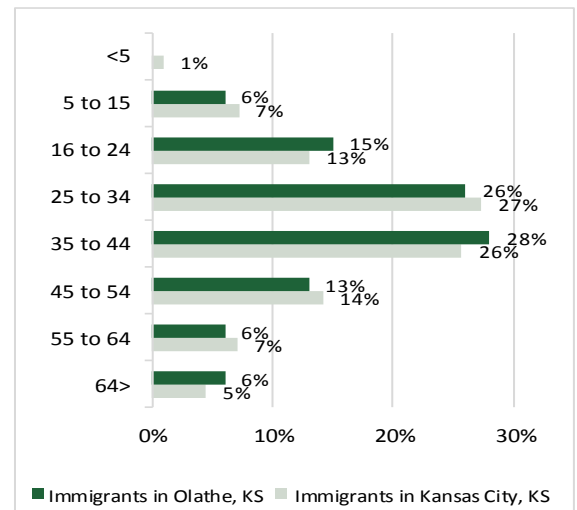
The mean year of immigration for immigrants living in Olathe and Kansas City, KS was 1996. As shown on the graph on the bottom left, compared to immigration to the Kansas City, KS there were higher rates of immigration to Olathe between the years 2000 to 2001 and 2004 to 2005.

When examining age, immigrants in Olathe were slightly older than immigrants living in Kansas City, KS. Additionally, there were no immigrants less than five years old living in Olathe, KS. This is likely because children of immigrants are often native-born U.S. citizens.

Year of Immigration for Immigrants Living in Olathe, KS and Kansas City, KS



Age of Immigrants Living in Olathe, KS and Kansas City, KS



ABOUT THE INSTITUTE FOR IMMIGRATION RESEARCH

IIR works to refocus the immigration conversation among academics, policy-makers and the public, including the business community and media, by producing and disseminating unbiased and objective, interdisciplinary academic research related to immigrants and immigration to the United States. The Institute for Immigration Research is a joint venture between George Mason University and the Immigrant Learning Center, Inc. (ILC) of Massachusetts.

IMMIGRATION DATA ON DEMAND (iDod)

The iDod service is offered free of charge to help individuals and institutions examine the immigrant populations of their particular geography. Recipients of this data will see how immigrants provide vital contributions to the economy and society of the U.S. Ultimately, the goal of the iDod project is to create collaborations and connect people with data from their particular region or sector of interest on immigrant populations.