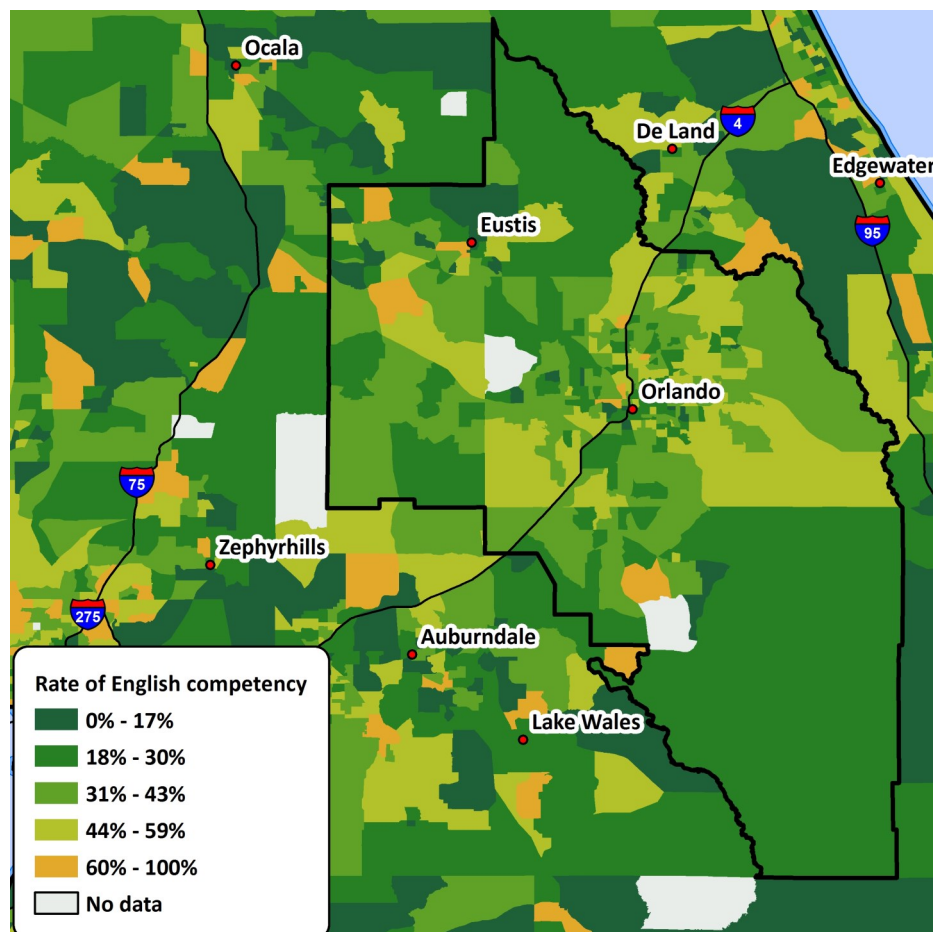


Immigrants in the Orlando Metro Area, 2010-2014

iDod: Fact Sheets with Data on Immigrants, Customized For You, For Free.

Rate of English Competency among Immigrants in the Orlando Metropolitan Area



The map on the left presents the proportion of immigrants within the Census tracts of the Orlando metropolitan area who speak English very well. In the orange Census tracts, at least 60 percent of immigrants speak English very well. There are very few orange Census tracts in the Orlando metropolitan area. Orange Census tracts are clustered near the cities of Eustis and Orlando.

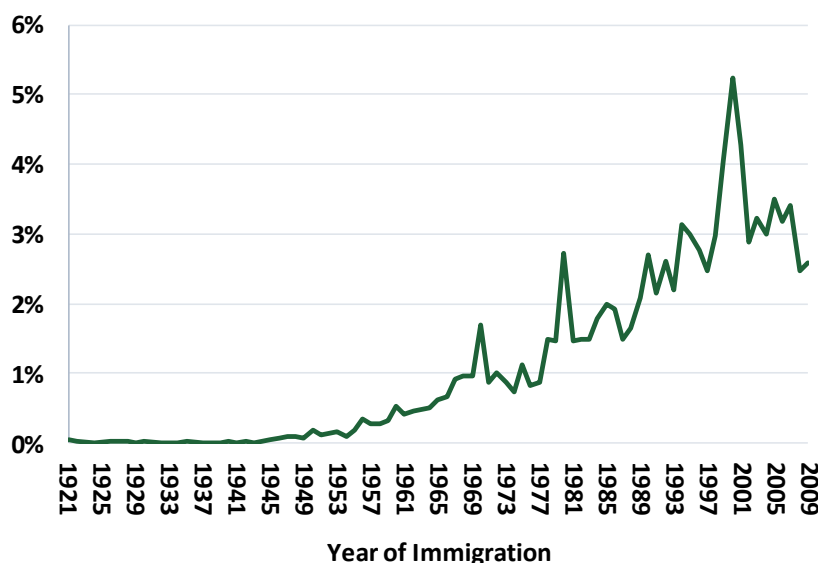
Approximately 43 percent of immigrants in the Orlando metropolitan area speak Spanish at home. About a quarter of immigrants speak English at home. Roughly 8 percent of immigrants speak French or Haitian Creole at home. About 3 percent of immigrants speak Portuguese at home.

The majority of immigrants in the Orlando metropolitan area immigrated to the United States after 1966.

Languages Spoken among Immigrants at Home in the Orlando Metro Area

Top Ten Languages Spoken at Home	Percent
Spanish	43
English	24
French or Haitian Creole	8
Vietnamese	3
Portuguese	3
Filipino, Tagalog	2
Arabic	2
Chinese	2
French	2
Hindi	1
All other languages	11
Estimated Immigrant Population (age 5+)	361,984

Year of Immigration among Immigrants in the Orlando Metro Area



Immigrants in the Orlando Metro Area, 2010-2014

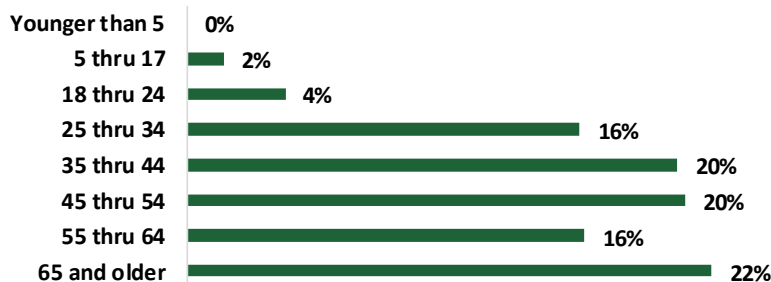
Distribution of Non-English Speaking Immigrant Adults among Occupational Categories in the Orlando Metro Area

Occupational Groups	Percent
Building, Grounds Cleaning and Maintenance Occupations	27
Construction and Extraction Occupations	16
Food Preparation and Serving Occupations	11
Production Occupations	9
Transportation and Material Moving Occupations	7
Office and Administrative Support Occupations	6
Personal Care and Service Occupations	6
Sales and Related Occupations	6
Farming, Fishing, and Forestry Occupations	2
Installation, Maintenance, and Repair Workers	2
Management, Business, Science, and Arts Occupations	2
Healthcare Support Occupations	1
Education, Training, and Library Occupations	1
Arts, Design, Entertainment, Sports, and Media Occupations	1
Healthcare Practitioners and Technical Occupations	1
Business Operations Specialists	< 1
Community and Social Services Occupations	< 1
Computer and Mathematical Occupations	< 1
Financial Specialists	< 1
Life, Physical, and Social Science Occupations	< 1
Architecture and Engineering Occupations	< 1
Protective Service Occupations	< 1
Estimated Population of Immigrant Workers (age 18+)	39,638

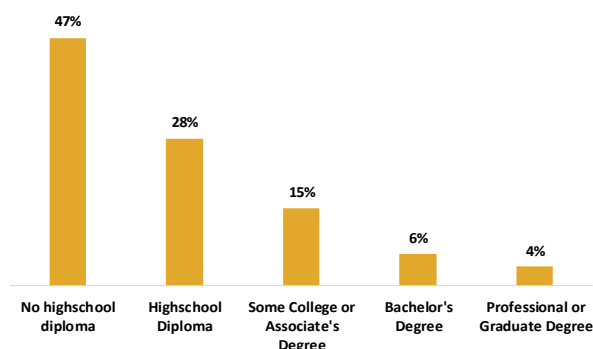
The table on the left presents the occupational distribution of non-English speaking immigrants who are at least 18 years old. More than a quarter work in building, grounds cleaning, and maintenance occupations. An additional 16 percent work in construction and extraction occupations. Roughly 11 percent work in food preparation and serving occupations.

The vast majority of non-English speaking immigrants in the Orlando metropolitan area are older than 25 years. Among those older than 25 years, about 47 percent have not completed high school. Roughly 28 percent have only a high school diploma. Another 15 percent have completed some college or an associate's degree. Approximately 6 percent have a bachelor's degree. About 4 percent have a professional or graduate degree.

Age Distribution among non-English Speaking Immigrants in the Orlando Metro Area



Educational Attainment among non-English Speaking Immigrant Adults in the Orlando Metro Area



ABOUT THE INSTITUTE FOR IMMIGRATION RESEARCH

IIR works to refocus the immigration conversation among academics, policy-makers and the public, including the business community and media, by producing and disseminating unbiased and objective, interdisciplinary academic research related to immigrants and immigration to the United States. The Institute for Immigration Research is a joint venture between George Mason University and the Immigrant Learning Center, Inc. (ILC) of Massachusetts. To learn more about the Institute for Immigration Research call (703) 993-5833, email iir@gmu.edu, or visit us online iir.gmu.edu.

IMMIGRATION DATA ON DEMAND (iDod)

The iDod service is offered free of charge to help individuals and institutions examine the immigrant populations of their particular geography. Recipients of this data will see how immigrants provide vital contributions to the economy and society of the U.S. Ultimately, the goal of the iDod project is to create collaborations and connect