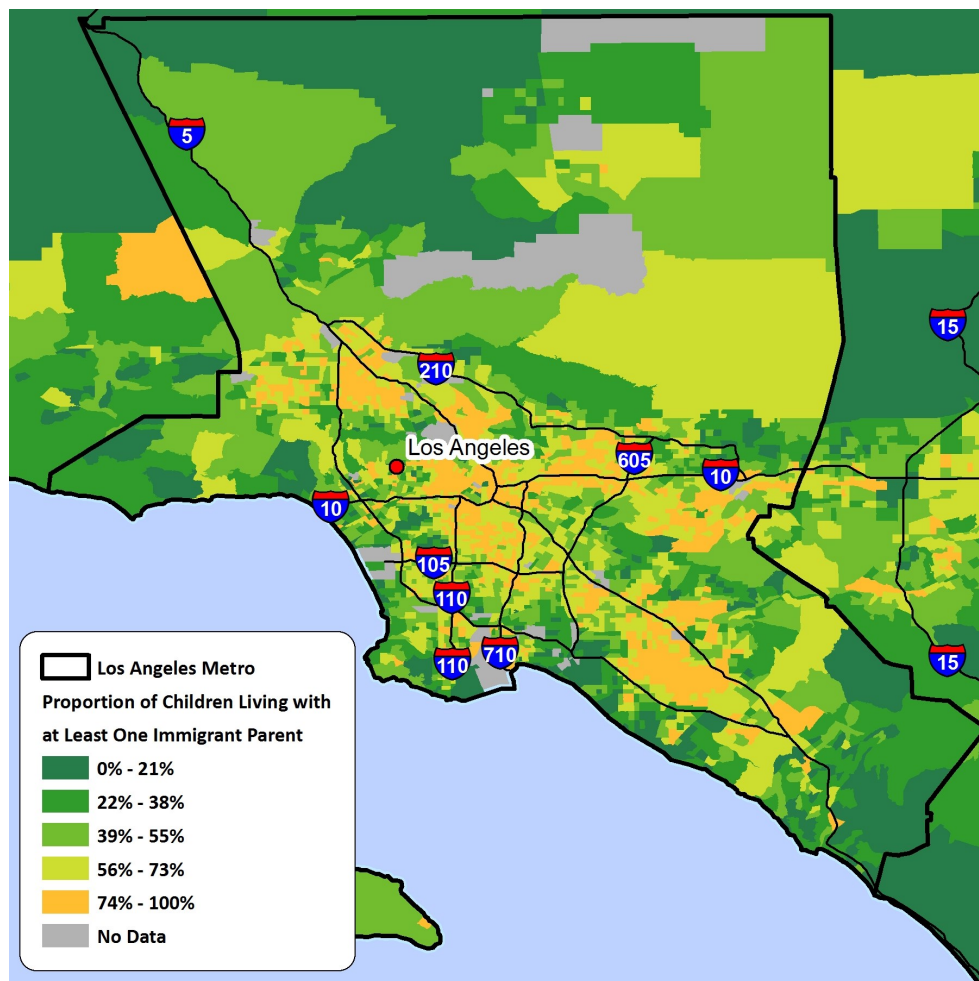


Immigrants in the Los Angeles Metro Area, 2010-2014

iDod: Fact Sheets with Data on Immigrants, Customized For You, For Free.

Children Living with Immigrant Parents in the Los Angeles Metropolitan Area



The map on the left presents the proportion of children living with at least one immigrant parent in Census tracts of the Los Angeles metropolitan area.

In the orange Census tracts, a majority of children live with at least one immigrant parent. Orange Census tracts are clustered together to the east and southeast of the city of Los Angeles, as well as north of the city.

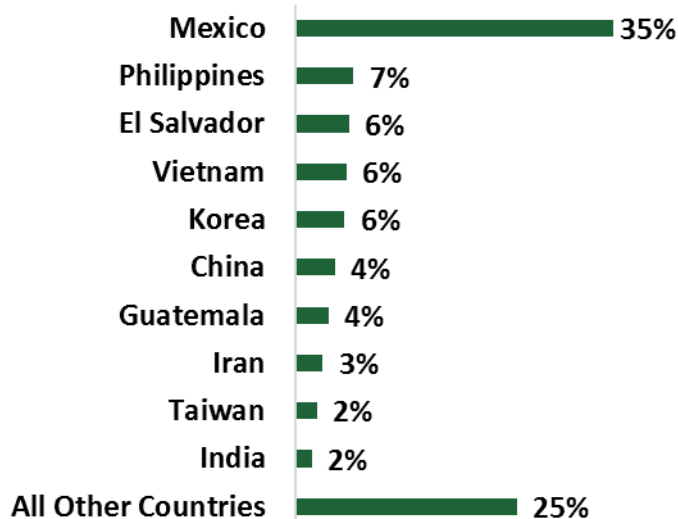
Note that roughly 63 percent of immigrant households in the Los Angeles metropolitan area contain one child or no children (see bottom left).

Also, note that the most common place of birth among immigrant householders was Mexico (35 percent). The Philippines was the second most common place of birth, followed by El Salvador and Vietnam (see bottom right).

Children in Immigrant Households in the Los Angeles Metropolitan Area

Number of Children	Percent of Households
0	41
1	22
2	22
3	11
4	4
5	1
6	< 1
7	< 1
8	< 1
9	< 1
Estimated Number of Immigrant Households	1,758,819

Top Ten Countries of Birth among Immigrant Householders



Immigrants in the Los Angeles Metro Area, 2010-2014

Top Ten Languages Spoken among Immigrant Households in the Los Angeles Metropolitan Area

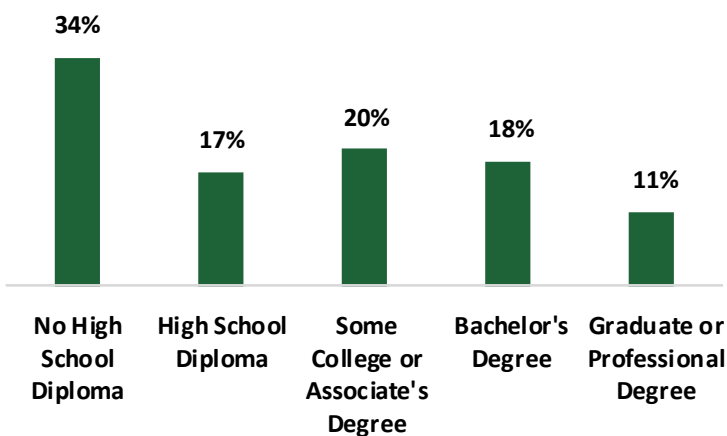
Top Ten Languages	Percent of Immigrant Households
Spanish	49
English	10
Filipino, Tagalog	6
Korean	5
Chinese	5
Vietnamese	5
Armenian	3
Persian, Farsi	2
Mandarin	2
Cantonese	2
All Other Languages	12
Estimated Population of Immigrant Households	1,758,819

The table on the left presents the top ten most commonly spoken languages among immigrant households in the Los Angeles metropolitan area. Spanish is the most common language spoken, followed by English, Filipino/Tagalog, Korean, Chinese, and Vietnamese. All other languages are spoken at a rate of less than 5 percent.

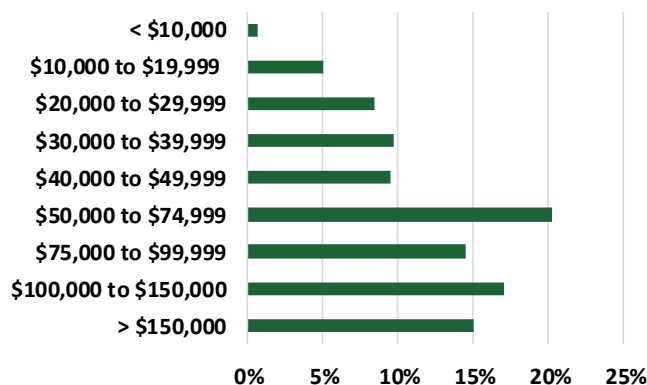
The chart to the bottom left shows that a majority of immigrant householders in the Los Angeles metropolitan do not have a college degree.

Also, note approximately 53 percent of immigrant households are characterized by annual incomes that are less than \$75,000. Conversely, nearly half of all immigrant households are characterized by annual incomes greater than or equal to \$75,000 (see bottom right).

Educational Attainment among Immigrant Householders in the Los Angeles Metropolitan Area



Household Income among Immigrant Householders in the Los Angeles Metropolitan Area



ABOUT THE INSTITUTE FOR IMMIGRATION RESEARCH

IIR works to refocus the immigration conversation among academics, policy-makers and the public, including the business community and media, by producing and disseminating unbiased and objective, interdisciplinary academic research related to immigrants and immigration to the United States. The Institute for Immigration Research is a joint venture between George Mason University and the Immigrant Learning Center, Inc. (ILC) of Massachusetts. To learn more about the Institute for Immigration Research call (703) 993-5833, email iir@gmu.edu, or visit us online iir.gmu.edu.

IMMIGRATION DATA ON DEMAND (iDod)

The iDod service is offered free of charge to help individuals and institutions examine the immigrant populations of their particular geography. Recipients of this data will see how immigrants provide vital contributions to the economy and society of the U.S. Ultimately, the goal of the iDod project is to create collaborations and connect people with data from their particular region or sector of interest on immigrant populations.