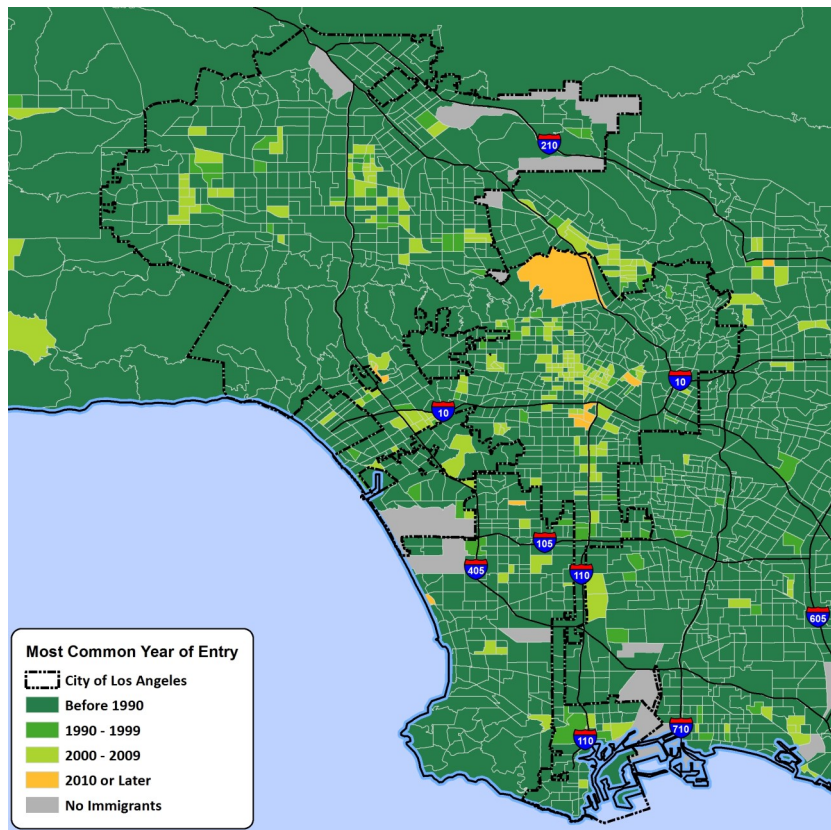


Immigrants in Los Angeles, 2010-2014

iDod: Fact Sheets with Data on Immigrants, Customized For You, For Free.

Most Common Years of Entry among Immigrants in Census Tracts of Los Angeles

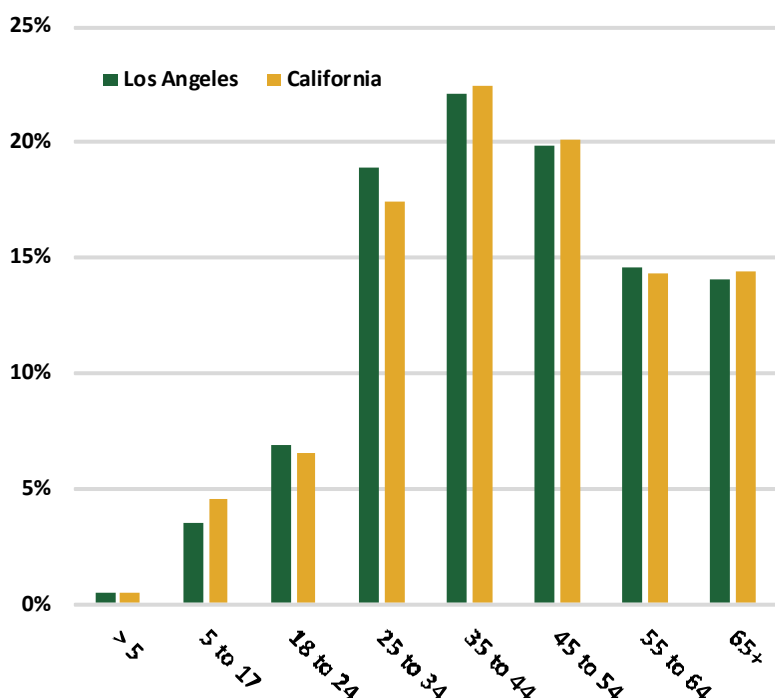


The map on the left presents the most common year of entry to the United States among immigrants in Census tracts of the city of Los Angeles. Dark shades of green indicate that immigrants entered the United States before the year 2000. Light shades indicated that immigrants entered the United States during or after the year 2000. Most Census tracts are shaded dark green. However, there are some light shadings scattered throughout the city, and they tend to cluster together.

According to the graph at the bottom left, immigrants in Los Angeles are younger than California's immigrant population.

The chart below indicates that the most common country of birth among immigrants in the Los Angeles is Mexico.

Age Distribution among Immigrants in Los Angeles

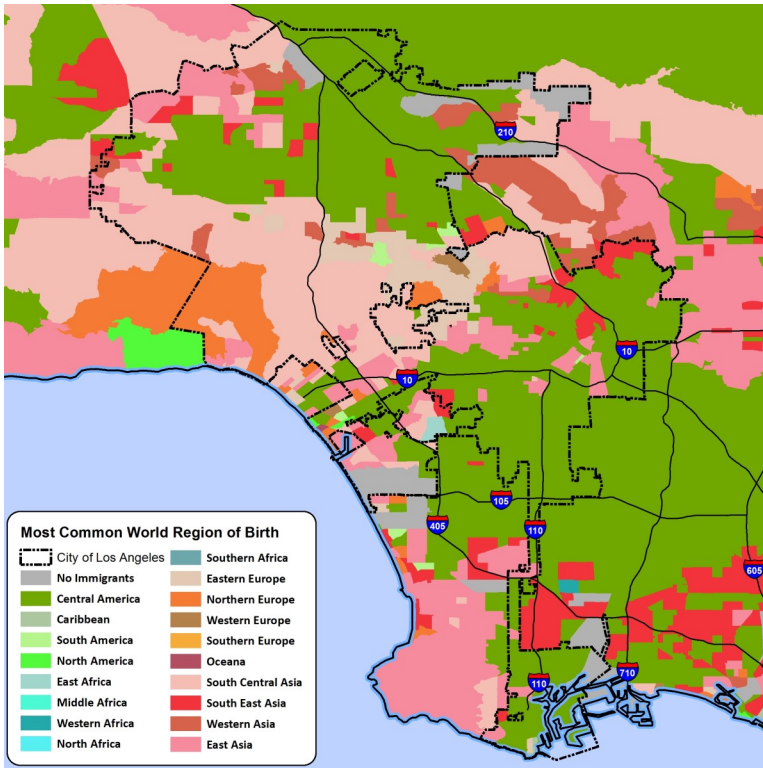


Top Ten Most Common Countries of Birth Among Immigrants in Los Angeles

Countries of Birth	Proportion of Immigrants
Mexico	37 %
El Salvador	11 %
Guatemala	8 %
Philippines	6 %
Korea	6 %
Iran	4 %
Armenia	2 %
China	2 %
India	2 %
Honduras	1 %
All Other Countries	21 %
Estimated Immigrant Population	1,491,910

Immigrants in Los Angeles, 2010-2014

Most Common World Region of Birth Among Immigrants in Census Tracts of Los Angeles

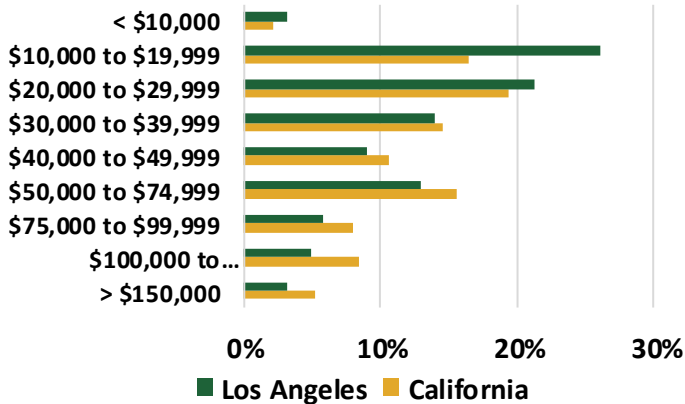


The map on the left presents the most common world region of birth among immigrants in Census tracts of Los Angeles. Central America, shaded in green, is the most common world region of birth in the Census tracts. Asian regions of birth, depicted in shades of red, are also fairly common among Census tracts.

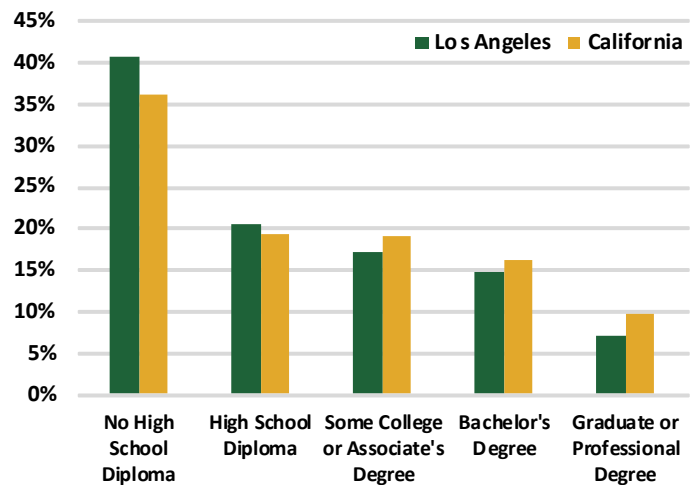
According to the graph at the bottom left, when compared to California's immigrant population, immigrants in Los Angeles have lower annual incomes.

According to the graph below, immigrants in Los Angeles are characterized by lower levels of educational attainment when compared to California's immigrant population.

Annual Personal Income Among Immigrant Adults in Los Angeles



Educational Attainment Among Immigrant Adults in Los Angeles



ABOUT THE INSTITUTE FOR IMMIGRATION RESEARCH

IIR works to refocus the immigration conversation among academics, policy-makers and the public, including the business community and media, by producing and disseminating unbiased and objective, interdisciplinary academic research related to immigrants and immigration to the United States. The Institute for Immigration Research is a joint venture between George Mason University and the Immigrant Learning Center, Inc. (ILC) of Massachusetts.

IMMIGRATION DATA ON DEMAND (iDod)

The iDod service is offered free of charge to help individuals and institutions examine the immigrant populations of their particular geography. Recipients of this data will see how immigrants provide vital contributions to the economy and society of the U.S. Ultimately, the goal of the iDod project is to create collaborations and connect people with data from their particular region or sector of interest on immigrant populations.