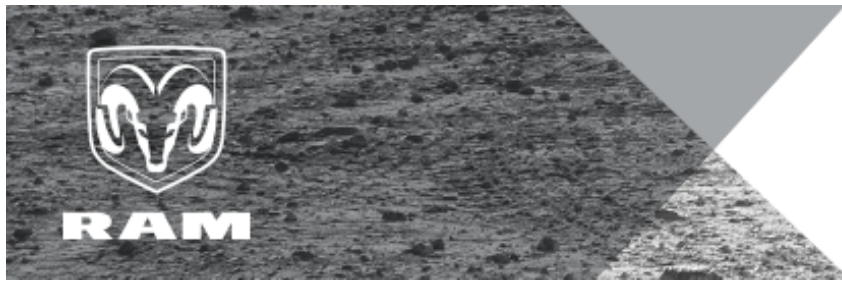


2018 RAM 1500

# TOWING CHART


2017 RAM 1500 Trailer Towing Chart - SAE J2807 Compliant											
Engine	Transmission	Axle Ratio	GVWR	Payload	Base Weight			GAWR		GCWR	Max. Trailer Weight Rating
					Total	Front	Rear	Front	Rear		
<b>STD CAB - 6'4" Box, 4x2, R/T</b>											
5.7L V8 HEMI	A8 8HP70	3.92	6200	1350	4847.76	2757.96	2089.80	3,700	3,900	10,250	5,030
<b>STD CAB - 6'4" Box, 4x2</b>											
3.6L V6	A8 845RE	3.21	6025	1500	4523.90	2500.92	2022.98	3,700	3,900	9,850	4,970
3.6L V6	A8 845RE	3.55	6025	1500	4523.90	2500.92	2022.98	3,700	3,900	12,200	7,260
5.7L V8 HEMI	A6 65RFE	3.21	6350	1600	4746.52	2725.50	2021.02	3,700	3,900	12,350	7,170
5.7L V8 HEMI	A6 65RFE	3.55	6350	1600	4746.52	2725.50	2021.02	3,700	3,900	14,400	9,220
5.7L V8 HEMI	A6 65RFE	3.92	6350	1600	4746.52	2725.50	2021.02	3,700	3,900	14,325	9,150
5.7L V8 HEMI	A8 8HP70	3.21	6350	1590	4761.97	2736.07	2025.90	3,700	3,900	13,800	8,610
5.7L V8 HEMI	A8 8HP70	3.92	6350	1590	4761.97	2736.07	2025.90	3,700	3,900	14,350	9,160
<b>STD CAB - 6'4" Box, 4x4</b>											
3.6L V6	A8 845RE	3.21	6300	1560	4738.78	2678.75	2060.03	3,900	3,900	9,850	4,750
3.6L V6	A8 845RE	3.55	6300	1560	4738.78	2678.75	2060.03	3,900	3,900	12,200	7,050
5.7L V8 HEMI	A6 65RFE	3.55	6350	1400	4953.88	2896.22	2057.66	3,900	3,900	14,400	9,030
5.7L V8 HEMI	A6 65RFE	3.92	6350	1400	4953.88	2896.22	2057.66	3,900	3,900	14,325	8,960
5.7L V8 HEMI	A8 8HP70	3.21	6350	1390	4959.55	2895.57	2063.98	3,900	3,900	13,800	8,380
5.7L V8 HEMI	A8 8HP70	3.92	6350	1390	4959.55	2895.57	2063.98	3,900	3,900	14,350	8,930



2018 RAM 1500

# TOWING CHART

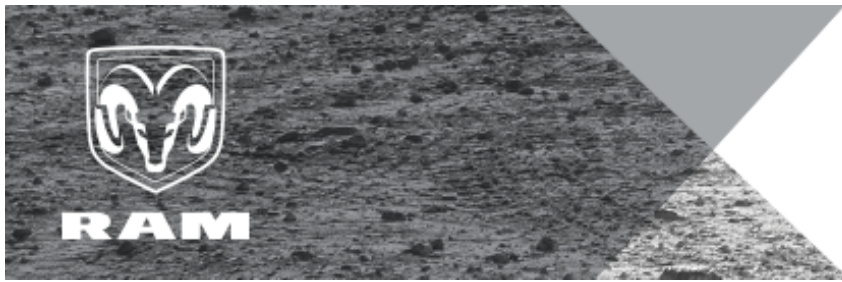
1. Payload and Max Trailer Weights are ESTIMATED values.
2. All weights are shown in pounds unless otherwise stated.
3. Payload and Max Trailer Weight values are rounded to the nearest 10 lb.
4. Payload = GVWR – Base Weight.
5. Trailer Weight Rating and Tow Vehicle Trailing Weight are calculated as specified in SAE J2807.  
Passenger Weight = 300 lb.  
Options Weight is option content above 33 percent of sales volume.  
Trailer equipment weight =  
    Class IV receiver hitch is 11.1 lb (if not already included in options weight).  
    Trailer Hitch is 10 lb if TWR is less or equal to 5,000 lb and 65 lb if TWR is greater than 5,000 lb.
6. Payload and Trailer Weight Rating are mutually exclusive.
7. GAWRs, GVWRs and GCWRs should never be exceeded.
8. The recommended tongue weight for a conventional hitch is 10 percent of the gross trailer weight. The maximum tongue weight for Class IV receiver hitch is limited to 1100 lb.
9. Weight Distributing Hitch is recommended for trailers over 5,000 lb.
10. Quad Cab and Crew Cab models with Off Road Tire (s/c TXN), All Terrain Tire (s/c TWG) or Steel Wheel (s/c WFP) have 6800 lb GVWR.
11. All models with 22 inch Tires (s/c TY4) have 6200 lb GVWR.
12. Big Horn and Lone Star packages equipped with the 3.0L V6 EcoDiesel Engine and a 3.92 axle ratio have 13,750 lb. GCWR.



2018 RAM 1500

# TOWING CHART

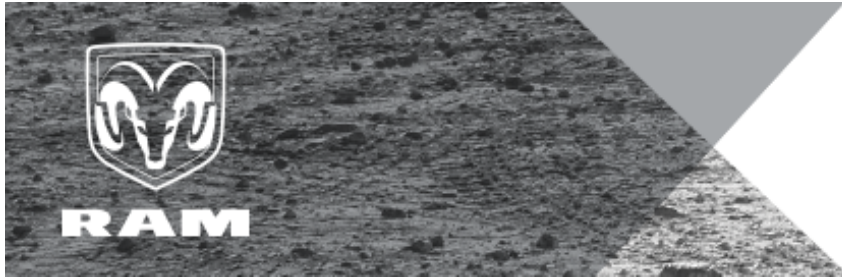
2017 RAM 1500 Trailer Towing Chart - SAE J2807 Compliant											
Engine	Transmission	Axle Ratio	GVWR	Payload	Base Weight			GAWR		GCWR	Max. Trailer Weight Rating
					Total	Front	Rear	Front	Rear		
<b>STD CAB - 8' Box, 4x2</b>											
3.6L V6	A8 845RE	3.21	6600	1880	4718.49	2662.99	2055.50	3,700	3,900	9,850	4,770
3.6L V6	A8 845RE	3.55	6600	1880	4718.49	2662.99	2055.50	3,700	3,900	12,400	7,270
5.7L V8 HEMI	A6 65RFE	3.21	6600	1700	4895.56	2862.38	2033.18	3,700	3,900	12,350	7,040
5.7L V8 HEMI	A6 65RFE	3.55	6600	1700	4895.56	2862.38	2033.18	3,700	3,900	14,400	9,090
5.7L V8 HEMI	A6 65RFE	3.92	6600	1700	4895.56	2862.38	2033.18	3,700	3,900	15,950	10,640
5.7L V8 HEMI	A8 8HP70	3.21	6600	1690	4914.87	2801.03	2113.84	3,700	3,900	13,800	8,470
5.7L V8 HEMI	A8 8HP70	3.92	6600	1690	4914.87	2801.03	2113.84	3,700	3,900	15,950	10,620
3.0L V6 ECODIESEL	A8 8HP70	3.55	6600	1510	5094.87	2902.59	2192.28	3,700	3,900	13,750	8,240
3.0L V6 ECODIESEL	A8 8HP70	3.92	6600	1510	5094.87	2902.59	2192.28	3,700	3,900	13,750	8,240
3.0L V6 ECODIESEL	A8 8HP70	3.92	6600	1510	5094.87	2902.59	2192.28	3,700	3,900	14,750	9,210
<b>STD CAB - 8' Box, 4x4</b>											
3.6L V6	A8 845RE	3.21	6600	1690	4910.37	2869.41	2040.96	3,900	3,900	9,850	4,580
3.6L V6	A8 845RE	3.55	6600	1690	4910.37	2869.41	2040.96	3,900	3,900	12,400	7,080
5.7L V8 HEMI	A6 65RFE	3.55	6600	1480	5121.93	3034.46	2087.47	3,900	3,900	14,400	8,860
5.7L V8 HEMI	A6 65RFE	3.92	6600	1480	5121.93	3034.46	2087.47	3,900	3,900	15,950	10,410
5.7L V8 HEMI	A8 8HP70	3.21	6600	1480	5117.21	3043.92	2073.29	3,900	3,900	13,800	8,260
5.7L V8 HEMI	A8 8HP70	3.92	6600	1480	5117.21	3043.92	2073.29	3,900	3,900	15,950	10,410
3.0L V6 ECODIESEL	A8 8HP70	3.55	6600	1290	5312.25	3203.56	2108.69	3,900	3,900	13,750	8,030
3.0L V6 ECODIESEL	A8 8HP70	3.92	6600	1290	5312.25	3203.56	2108.69	3,900	3,900	13,750	8,030
3.0L V6 ECODIESEL	A8 8HP70	3.92	6600	1290	5312.25	3203.56	2108.69	3,900	3,900	14,750	9,030



2018 RAM 1500

# TOWING CHART

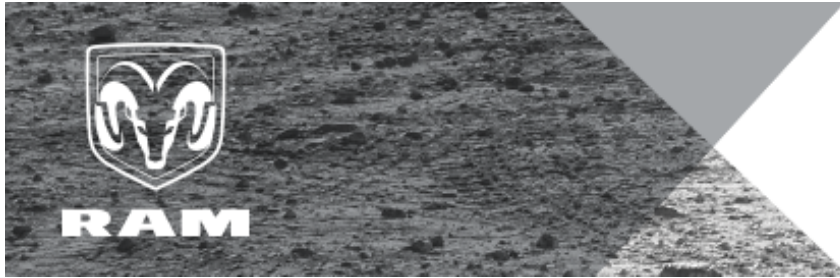
1. Payload and Max Trailer Weights are ESTIMATED values.
2. All weights are shown in pounds unless otherwise stated.
3. Payload and Max Trailer Weight values are rounded to the nearest 10 lb.
4. Payload = GVWR – Base Weight.
5. Trailer Weight Rating and Tow Vehicle Trailing Weight are calculated as specified in SAE J2807.  
Passenger Weight = 300 lb.  
Options Weight is option content above 33 percent of sales volume.  
Trailer equipment weight =  
    Class IV receiver hitch is 11.1 lb (if not already included in options weight).  
    Trailer Hitch is 10 lb if TWR is less or equal to 5,000 lb and 65 lb if TWR is greater than 5,000 lb.
6. Payload and Trailer Weight Rating are mutually exclusive.
7. GAWRs, GVWRs and GCWRs should never be exceeded.
8. The recommended tongue weight for a conventional hitch is 10 percent of the gross trailer weight. The maximum tongue weight for Class IV receiver hitch is limited to 1100 lb.
9. Weight Distributing Hitch is recommended for trailers over 5,000 lb.
10. Quad Cab and Crew Cab models with Off Road Tire (s/c TXN), All Terrain Tire (s/c TWG) or Steel Wheel (s/c WFP) have 6800 lb GVWR.
11. All models with 22 inch Tires (s/c TY4) have 6200 lb GVWR.
12. Big Horn and Lone Star packages equipped with the 3.0L V6 EcoDiesel Engine and a 3.92 axle ratio have 13,750 lb. GCWR.



2018 RAM 1500

# TOWING CHART

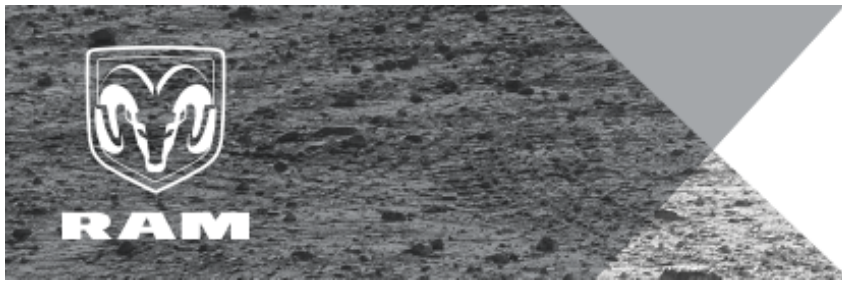
2017 RAM 1500 Trailer Towing Chart - SAE J2807 Compliant											
Engine	Transmission	Axle Ratio	GVWR	Payload	Base Weight			GAWR		GCWR	Max. Trailer Weight Rating
					Total	Front	Rear	Front	Rear		
<b>QUAD CAB - 6'4" Box 4x2 - HFE</b>											
3.0L V6 ECODIESEL	A8 8HP70	3.55	6945	1500	5449.23	3107.11	2342.12	3,700	3,900	13,750	7,920
<b>QUAD CAB - 6'4" Box 4x2</b>											
3.6L V6	A8 845RE	3.21	6800	1880	4921.60	2740.99	2180.61	3,700	3,900	9,850	4,610
3.6L V6	A8 845RE	3.55	6800	1880	4921.60	2740.99	2180.61	3,700	3,900	12,900	7,600
5.7L V8 HEMI	A6 65RFE	3.21	6900	1790	5107.12	2955.55	2151.57	3,700	3,900	12,350	6,820
5.7L V8 HEMI	A6 65RFE	3.55	6900	1790	5107.12	2955.55	2151.57	3,700	3,900	14,400	8,870
5.7L V8 HEMI	A6 65RFE	3.92	6900	1790	5107.12	2955.55	2151.57	3,700	3,900	15,950	10,420
5.7L V8 HEMI	A8 8HP70	3.21	6900	1760	5144.90	2970.37	2174.53	3,700	3,900	13,800	8,190
5.7L V8 HEMI	A8 8HP70	3.92	6900	1760	5144.90	2970.37	2174.53	3,700	3,900	15,950	10,340
3.0L V6 ECODIESEL	A8 8HP70	3.55	6950	1590	5356.82	3127.93	2228.89	3,700	3,900	13,750	7,960
3.0L V6 ECODIESEL	A8 8HP70	3.92	6950	1590	5356.82	3127.93	2228.89	3,700	3,900	13,750	7,960
3.0L V6 ECODIESEL	A8 8HP70	3.92	6950	1590	5356.82	3127.93	2228.89	3,700	3,900	14,750	8,960
<b>QUAD CAB - 6'4" Box 4x4</b>											
3.6L V6	A8 845RE	3.21	6800	1700	5101.15	2903.82	2197.33	3,900	3,900	9,850	4,430
3.6L V6	A8 845RE	3.55	6800	1700	5101.15	2903.82	2197.33	3,900	3,900	12,900	7,420
5.7L V8 HEMI	A6 65RFE	3.55	6900	1580	5320.33	3132.53	2187.80	3,900	3,900	14,400	8,670
5.7L V8 HEMI	A6 65RFE	3.92	6900	1580	5320.33	3132.53	2187.80	3,900	3,900	15,950	10,220
5.7L V8 HEMI	A8 8HP70	3.21	6900	1570	5328.37	3126.11	2202.26	3,900	3,900	13,800	8,000
5.7L V8 HEMI	A8 8HP70	3.92	6900	1570	5328.37	3126.11	2202.26	3,900	3,900	15,950	10,150
3.0L V6 ECODIESEL	A8 8HP70	3.55	6950	1380	5567.09	3304.47	2262.62	3,900	3,900	13,750	7,650
3.0L V6 ECODIESEL	A8 8HP70	3.92	6950	1380	5567.09	3304.47	2262.62	3,900	3,900	13,750	7,650
3.0L V6 ECODIESEL	A8 8HP70	3.92	6950	1380	5567.09	3304.47	2262.62	3,900	3,900	14,750	8,650



2018 RAM 1500

## TOWING CHART

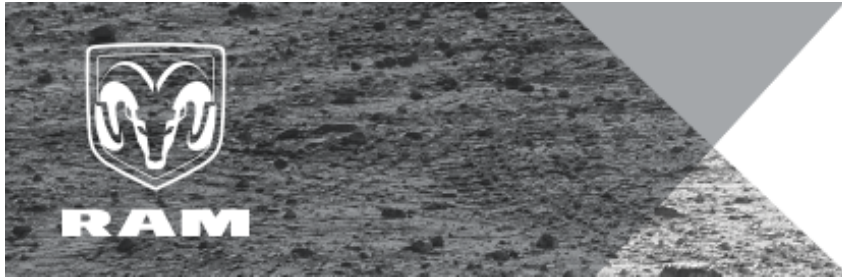
1. Payload and Max Trailer Weights are ESTIMATED values.
2. All weights are shown in pounds unless otherwise stated.
3. Payload and Max Trailer Weight values are rounded to the nearest 10 lb.
4. Payload = GVWR – Base Weight.
5. Trailer Weight Rating and Tow Vehicle Trailing Weight are calculated as specified in SAE J2807.  
Passenger Weight = 300 lb.  
Options Weight is option content above 33 percent of sales volume.  
Trailer equipment weight =  
    Class IV receiver hitch is 11.1 lb (if not already included in options weight).  
    Trailer Hitch is 10 lb if TWR is less or equal to 5,000 lb and 65 lb if TWR is greater than 5,000 lb.
6. Payload and Trailer Weight Rating are mutually exclusive.
7. GAWRs, GVWRs and GCWRs should never be exceeded.
8. The recommended tongue weight for a conventional hitch is 10 percent of the gross trailer weight. The maximum tongue weight for Class IV receiver hitch is limited to 1100 lb.
9. Weight Distributing Hitch is recommended for trailers over 5,000 lb.
10. Quad Cab and Crew Cab models with Off Road Tire (s/c TXN), All Terrain Tire (s/c TWG) or Steel Wheel (s/c WFP) have 6800 lb GVWR.
11. All models with 22 inch Tires (s/c TY4) have 6200 lb GVWR.
12. Big Horn and Lone Star packages equipped with the 3.0L V6 EcoDiesel Engine and a 3.92 axle ratio have 13,750 lb. GCWR.



2018 RAM 1500

# TOWING CHART

2017 RAM 1500 Trailer Towing Chart - SAE J2807 Compliant											
Engine	Transmission	Axle Ratio	GVWR	Payload	Base Weight			GAWR		GCWR	Max. Trailer Weight Rating
					Total	Front	Rear	Front	Rear		
<b>CREW CAB - 5'7" Box, 4x2</b>											
3.6L V6	A8 845RE	3.21	6800	1820	4980.14	2745.57	2234.57	3,700	3,900	9,850	4,510
3.6L V6	A8 845RE	3.55	6800	1820	4980.14	2745.57	2234.57	3,700	3,900	12,900	7,510
5.7L V8 HEMI	A6 65RFE	3.21	6900	1700	5203.47	2963.13	2240.34	3,700	3,900	12,350	6,730
5.7L V8 HEMI	A6 65RFE	3.55	6900	1700	5203.47	2963.13	2240.34	3,700	3,900	14,400	8,780
5.7L V8 HEMI	A6 65RFE	3.92	6900	1700	5203.47	2963.13	2240.34	3,700	3,900	15,950	10,330
5.7L V8 HEMI	A8 8HP70	3.21	6900	1680	5218.85	2977.38	2241.47	3,700	3,900	13,800	8,070
5.7L V8 HEMI	A8 8HP70	3.92	6900	1680	5218.85	2977.38	2241.47	3,700	3,900	15,950	10,220
3.0L V6 ECODIESEL	A8 8HP70	3.55	6950	1530	5416.51	3129.84	2286.67	3,700	3,900	13,750	7,860
3.0L V6 ECODIESEL	A8 8HP70	3.92	6950	1530	5416.51	3129.84	2286.67	3,700	3,900	13,750	7,860
3.0L V6 ECODIESEL	A8 8HP70	3.92	6950	1530	5416.51	3129.84	2286.67	3,700	3,900	14,750	8,860
<b>CREW CAB - 5'7" Box, 4x4</b>											
3.6L V6	A8 845RE	3.21	6800	1630	5170.50	2914.60	2255.90	3,900	3,900	9,850	4,210
3.6L V6	A8 845RE	3.55	6800	1630	5170.50	2914.60	2255.90	3,900	3,900	12,900	7,210
3.6L V6	A8 845RE	3.92	6800	1630	5170.50	2914.60	2255.90	3,900	3,900	12,900	7,210
5.7L V8 HEMI	A6 65RFE	3.55	6900	1530	5371.90	3122.08	2249.82	3,900	3,900	14,400	8,610
5.7L V8 HEMI	A6 65RFE	3.92	6900	1530	5371.90	3122.08	2249.82	3,900	3,900	15,950	10,160
5.7L V8 HEMI	A8 8HP70	3.21	6900	1510	5387.61	3141.90	2245.71	3,900	3,900	13,800	7,990
5.7L V8 HEMI	A8 8HP70	3.92	6900	1510	5387.61	3141.90	2245.71	3,900	3,900	15,950	10,140
3.0L V6 ECODIESEL	A8 8HP70	3.55	6950	1320	5630.55	3311.45	2319.10	3,900	3,900	13,750	7,580
3.0L V6 ECODIESEL	A8 8HP70	3.92	6950	1320	5630.55	3311.45	2319.10	3,900	3,900	13,750	7,580
3.0L V6 ECODIESEL	A8 8HP70	3.92	6950	1320	5630.55	3311.45	2319.10	3,900	3,900	14,750	8,580




2018 RAM 1500

## TOWING CHART

1. Payload and Max Trailer Weights are ESTIMATED values.
2. All weights are shown in pounds unless otherwise stated.
3. Payload and Max Trailer Weight values are rounded to the nearest 10 lb.
4. Payload = GVWR – Base Weight.
5. Trailer Weight Rating and Tow Vehicle Trailing Weight are calculated as specified in SAE J2807.  
Passenger Weight = 300 lb.  
Options Weight is option content above 33 percent of sales volume.  
Trailer equipment weight =  
    Class IV receiver hitch is 11.1 lb (if not already included in options weight).  
    Trailer Hitch is 10 lb if TWR is less or equal to 5,000 lb and 65 lb if TWR is greater than 5,000 lb.
6. Payload and Trailer Weight Rating are mutually exclusive.
7. GAWRs, GVWRs and GCWRs should never be exceeded.
8. The recommended tongue weight for a conventional hitch is 10 percent of the gross trailer weight. The maximum tongue weight for Class IV receiver hitch is limited to 1100 lb.
9. Weight Distributing Hitch is recommended for trailers over 5,000 lb.
10. Quad Cab and Crew Cab models with Off Road Tire (s/c TXN), All Terrain Tire (s/c TWG) or Steel Wheel (s/c WFP) have 6800 lb GVWR.
11. All models with 22 inch Tires (s/c TY4) have 6200 lb GVWR.
12. Big Horn and Lone Star packages equipped with the 3.0L V6 EcoDiesel Engine and a 3.92 axle ratio have 13,750 lb. GCWR.

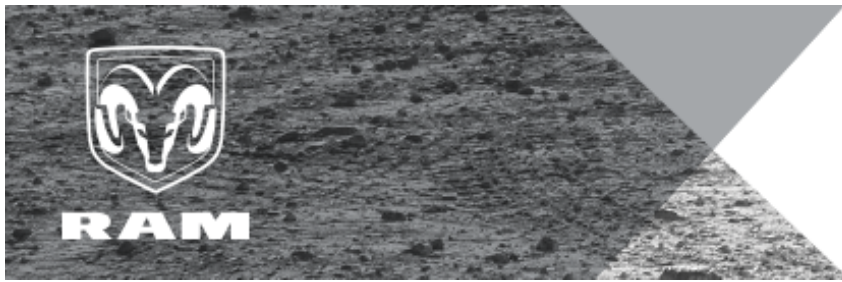




2018 RAM 1500

# TOWING CHART

2017 RAM 1500 Trailer Towing Chart - SAE J2807 Compliant											
Engine	Transmission	Axle Ratio	GVWR	Payload	Base Weight			GAWR		GCWR	Max. Trailer Weight Rating
					Total	Front	Rear	Front	Rear		
<b>CREW CAB - 6'4" Box, 4x2</b>											
5.7L V8 HEMI	A6 65RFE	3.21	6900	1680	5217.68	3030.17	2187.51	3,700	3,900	12,350	6,710
5.7L V8 HEMI	A6 65RFE	3.55	6900	1680	5217.68	3030.17	2187.51	3,700	3,900	14,400	8,760
5.7L V8 HEMI	A6 65RFE	3.92	6900	1680	5217.68	3030.17	2187.51	3,700	3,900	15,950	10,310
5.7L V8 HEMI	A8 8HP70	3.21	6900	1640	5260.35	3044.19	2216.16	3,700	3,900	13,800	8,050
5.7L V8 HEMI	A8 8HP70	3.92	6900	1640	5260.35	3044.19	2216.16	3,700	3,900	15,950	10,200
<b>CREW CAB - 6'4" Box, 4x4</b>											
5.7L V8 HEMI	A6 65RFE	3.55	6900	1490	5409.51	3124.96	2284.55	3,900	3,900	14,400	8,530
5.7L V8 HEMI	A6 65RFE	3.92	6900	1490	5409.51	3124.96	2284.55	3,900	3,900	15,950	10,080
5.7L V8 HEMI	A8 8HP70	3.21	6900	1450	5451.56	3223.72	2227.84	3,900	3,900	13,800	7,780
5.7L V8 HEMI	A8 8HP70	3.92	6900	1450	5451.56	3223.72	2227.84	3,900	3,900	15,850	9,830
3.0L V6 ECODIESEL	A8 8HP70	3.55	6950	1250	5695.01	3375.07	2319.94	3,900	3,900	13,750	7,540
3.0L V6 ECODIESEL	A8 8HP70	3.92	6950	1250	5695.01	3375.07	2319.94	3,900	3,900	13,750	7,540
3.0L V6 ECODIESEL	A8 8HP70	3.92	6950	1250	5695.01	3375.07	2319.94	3,900	3,900	14,550	8,340



2018 RAM 1500

# TOWING CHART

1. Payload and Max Trailer Weights are ESTIMATED values.
2. All weights are shown in pounds unless otherwise stated.
3. Payload and Max Trailer Weight values are rounded to the nearest 10 lb.
4. Payload = GVWR – Base Weight.
5. Trailer Weight Rating and Tow Vehicle Trailing Weight are calculated as specified in SAE J2807.  
Passenger Weight = 300 lb.  
Options Weight is option content above 33 percent of sales volume.  
Trailer equipment weight =  
    Class IV receiver hitch is 11.1 lb (if not already included in options weight).  
    Trailer Hitch is 10 lb if TWR is less or equal to 5,000 lb and 65 lb if TWR is greater than 5,000 lb.
6. Payload and Trailer Weight Rating are mutually exclusive.
7. GAWRs, GVWRs and GCWRs should never be exceeded.
8. The recommended tongue weight for a conventional hitch is 10 percent of the gross trailer weight. The maximum tongue weight for Class IV receiver hitch is limited to 1100 lb.
9. Weight Distributing Hitch is recommended for trailers over 5,000 lb.
10. Quad Cab and Crew Cab models with Off Road Tire (s/c TXN), All Terrain Tire (s/c TWG) or Steel Wheel (s/c WFP) have 6800 lb GVWR.
11. All models with 22 inch Tires (s/c TY4) have 6200 lb GVWR.
12. Big Horn and Lone Star packages equipped with the 3.0L V6 EcoDiesel Engine and a 3.92 axle ratio have 13,750 lb. GCWR.