

## 2018 RAM PROMASTER CITY SPECIFICATIONS

### 2018 Ram ProMaster City SPECIFICATIONS

*Specifications are based on the latest product information available at the time of publication.  
All dimensions are in inches (millimeters) unless otherwise noted.  
All dimensions measured at curb weight with standard tires and wheels.*

#### GENERAL INFORMATION

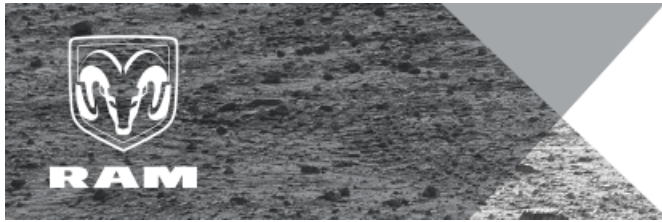
Body Styles	ProMaster City Cargo Van ProMaster City Wagon
Assembly Plant	Bursa, Turkey, at Fiat's joint venture TOFAS plant. The van is upfitted into a cargo van at the FCA US Transformation Center in Baltimore, Maryland
EPA Vehicle Class	Small commercial van (Class 1)

#### BODY AND CHASSIS

Layout	Front transverse engine, front-wheel drive (FWD) only
Construction	Body-frame integral (BFI, or Unibody) with electro-galvanized steel body. Integrated steel ladder H-frame with single-piece longitudinal frame rails

#### ENGINE: 2.4-LITER I-4 MULTI-AIR2 TIGERSHARK GAS ENGINE

Availability	Standard on all models
Type and Description	I-4 (inline 4) 16-valve MultiAir2 with multiport fuel injection
Displacement	144 cu.in. (2,360 cu. cm)
Bore & Stroke	3.46 x 3.82 (88.0 x 97.0)
Block Material	Aluminum
Cylinder Head Material	Aluminum
Valvetrain	DOHC, four valves per cylinder (16 total)
Ignition System	Coil-on-plug ignition, spark plugs with dual precious metals
Fuel Delivery	Sequential, multiport, electronic, returnless
Compression Ratio	10.0:1
Power	178 hp (133 kW) at 6,400 rpm
Torque	174 lb.-ft. (236 N•m) at 3,800 rpm
Fuel Requirement	Unleaded regular, 87 octane
Maximum Engine Speed	6,500 rpm (electronically limited)
Oil Capacity	5.5 quarts (5.2 liters)



2018 RAM PROMASTER CITY  
**SPECIFICATIONS**

Coolant Capacity	7.1 quarts (6.7 liters)
Emissions Controls	GPEC3 engine-management system with close-coupled catalyst and wide-range O <sub>2</sub> sensor
EPA Fuel Economy mpg (city/hwy)	21/29

**TRANSMISSION: 948TE NINE-SPEED AUTOMATIC**

Availability	Standard on all models
Type	Nine-speed FWD, electronically controlled automatic overdrive transmission with torque converter clutch. Clutch-to-clutch architecture with integral electro/hydraulic controls module
Fluid Capacity	6.5 quarts (6.15 liters)
Torque Converter	242 mm
<b>Gear Ratios:</b>	
1 <sup>st</sup>	4.70
2 <sup>nd</sup>	2.84
3 <sup>rd</sup>	1.90
4 <sup>th</sup>	1.38
5 <sup>th</sup>	1.00
6 <sup>th</sup>	0.80
7 <sup>th</sup>	0.69
8 <sup>th</sup>	0.58
9 <sup>th</sup>	0.47
Reverse	3.81
Final Drive Ratio	3.73

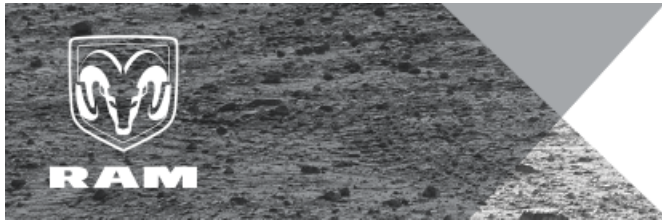
**SUSPENSION**

**Front Suspension**

Type	MacPherson Strut, independent
Stabilizer Bar, Solid	26
Spring Rate (N/mm)	25
Shock Type	Twin-tube
Wheel Travel (mm – jounce/rebound)	57/93

**Rear Suspension**

Type	Independent bi-link with coil springs, telescopic shock absorbers and stabilizer bar
Stabilizer Bar, Solid	16
Spring Rate (N/mm)	28



2018 RAM PROMASTER CITY  
**SPECIFICATIONS**

Shock Type	Twin-tube
Wheel Travel (mm – jounce/rebound)	51/31

**BRAKES**

Front Type (diameter x width)	Ventilated disc, 12 x 1.1 (305 x 28)
Rear Type (diameter x width)	Drum, 10 x 2.2 (254 x 57)
Front Caliper, Lining	Cast iron, single piston (57)
Rear Brake, Lining	Leading trailing drum brake assembly with 25-mm wheel cylinder
Anti-lock Braking System (front and rear)	Standard
Electronic Stability Control (ESC)	Standard
Total Front Swept Area (mm)	5,100
Total Rear Swept Area (mm)	12,155

**STEERING**

Type	Specifically calibrated hydraulic power-assisted rack-and-pinion
Ratio	15.9:1
Turns Lock-to-Lock	2.9
Turn Diameter – ft. (m) (curb-to-curb)	42 (12.8)

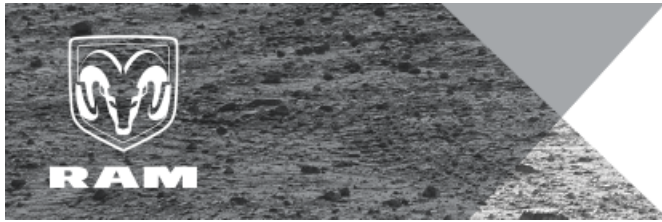
**WHEELS AND TIRES**

Wheels	16-in. steel or aluminum
Tires	215/55R16XL all-season

**DIMENSIONS AND CAPACITIES**

**EXTERIOR**

Wheelbase	122.4 (3,109)
Track, Front	60 (1,523)
Track, Rear	60.9 (1,548)
Overall Length	187.1 (4,752)
Overall Width (including mirrors)	84.6 (2,148)
Overall Height	74.2 (1,886)
Front Overhang	35.6 (903)
Rear Overhang	29.1 (740)
Approach Angle (degrees)	13.3
Departure Angle (degrees)	30.8
Windshield Slope Angle (degrees)	49.2



## 2018 RAM PROMASTER CITY SPECIFICATIONS

Ground Clearance	5.2 (131)
Fuel Tank Capacity	16 gallons (60.6 liters)

	<b>Cargo Van</b>	<b>Passenger Wagon</b>
Cargo Length	87.2 (2,215)	Behind rear seats = 54.7 (1,389) Rear seats folded = 69.2 (1,758)
Cargo Width	60.4 (1,534)	57.6 (1,463)
Cargo Height @ Roof	51.8 (1,315.7)	48.7 (1,237)
Max. Cargo Volume (cu. ft.)	131.7	101.7
Cargo Width @ Wheel Well	48.4 (1,229.4)	48.4 (1,229.4)
Load Floor Height	23.3 (592)	23.8 (605)
Side Door Openings (w x h)	25.8 x 43.6	21.2 x 42.7
Rear Door Openings (w x h)	48.6 x 47.4	48.6 x 46.4
Rear Door Swing (degrees, first detent/full open detent)	90/180	90/180
Rear Door Split (degrees)	60 (driver side)/ 40 (passenger side)	60 (driver side)/ 40 (passenger side)
Rear Step-in Height	23.3 (592)	23.8 (605)
Side Step-in Height	21.5 (546)	19.3 (490)

### ACCOMMODATIONS

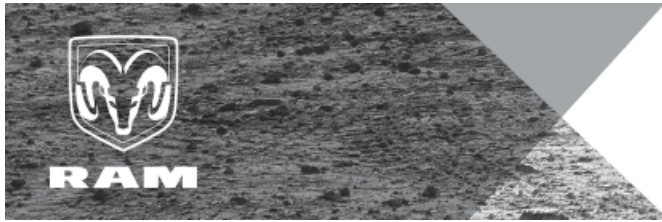
	<b>Cargo Van</b>	<b>Passenger Wagon</b>
Seating Capacity (front/rear)	2/0	2/3

#### Front Row (Passenger & Cargo Vans)

Headroom	46.0 (1,169)	46.0 (1,169)
Leg Room	40.8 (1,036)	40.8 (1,036)
Shoulder Room	59.3 (1,506)	59.3 (1,506)
Hip Room	52.8 (1,340)	52.8 (1,340)

#### Second Row (Passenger Wagon Only)

Headroom	—	44.0 (1,118)
Leg Room	—	36.8 (935)
Shoulder Room	—	58.0 (1,472)
Hip Room	—	59.2 (1,503)



2018 RAM PROMASTER CITY  
**SPECIFICATIONS**

**CAPABILITY**

	<b>Cargo Van</b>	<b>Passenger Wagon</b>
Gross Vehicle Weight Rating (GVWR; lbs.)	5,395	5,395
Curb Weight (lbs.)	3,509	3,635
Payload (lbs.)	1,886	1,760
Tongue Load (lbs.)	200	200
Towing Capacity (lbs.)	2,000	1,914
Gross Combined Vehicle Weight Rating (lbs.)	5,900	5,900

