


2014 Ram 1500 TOWING CHARTS

NOTE: BASE WEIGHTS CAN CHANGE

ENGINE	TRANS TYPE	TRANSMISSION	AXLE RATIO	GVWR	PAYLOAD	BASE WEIGHT			GAWR		GCWR	MAX TRAILER WGT
						TOTAL	FRONT	REAR	FRONT	REAR		
Std Cab - 6'4" Box 4x2 - HFE												
3.6L V6 PENTASTAR	A8	8HP45	3.21	6,010	1,440	4,567	2,487	2,080	3,700	3,900	9,500	4,750
3.6L V6 PENTASTAR	A8	8HP45	3.55	6,010	1,440	4,567	2,487	2,080	3,700	3,900	12,000	7,250
5.7L V8 HEMI	A8	8HP70	3.21	6,335	1,530	4,803	2,732	2,071	3,700	3,900	13,500	8,500
Std Cab - 6'4" Box 4x2 - SLT / BIG HORN / LONE STAR												
3.6L V6 PENTASTAR	A8	8HP45	3.21	6,025	1,500	4,522	2,497	2,024	3,700	3,900	9,500	4,800
3.6L V6 PENTASTAR	A8	8HP45	3.55	6,025	1,500	4,522	2,497	2,024	3,700	3,900	12,000	7,300
5.7L V8 HEMI	A8	8HP70	3.21	6,350	1,610	4,739	2,694	2,046	3,700	3,900	13,500	8,550
5.7L V8 HEMI	A8	8HP70	3.92	6,350	1,610	4,739	2,694	2,046	3,700	3,900	14,100	9,150
Std Cab - 6'4" Box 4x2 - ST / TRADESMAN / EXPRESS												
3.6L V6 PENTASTAR	A8	8HP45	3.21	6,025	1,510	4,514	2,493	2,021	3,700	3,900	9,500	4,800
3.6L V6 PENTASTAR	A8	8HP45	3.55	6,025	1,510	4,514	2,493	2,021	3,700	3,900	12,000	7,300
5.7L V8 HEMI	A6	65RFE	3.21	6,350	1,610	4,731	2,701	2,031	3,700	3,900	12,100	7,150
5.7L V8 HEMI	A6	65RFE	3.55	6,350	1,610	4,731	2,701	2,031	3,700	3,900	14,150	9,200
5.7L V8 HEMI	A6	65RFE	3.92	6,350	1,610	4,731	2,701	2,031	3,700	3,900	14,100	9,150
5.7L V8 HEMI	A8	8HP70	3.21	6,350	1,630	4,715	2,688	2,027	3,700	3,900	13,500	8,600
5.7L V8 HEMI	A8	8HP70	3.92	6,350	1,630	4,715	2,688	2,027	3,700	3,900	14,100	9,200
Std Cab - 6'4" Box 4x2 - R/T												
5.7L V8 HEMI	A8	8HP70	3.92	6,200	1,380	4,820	2,731	2,088	3,700	3,900	10,050	5,050
Std Cab - 6'4" Box 4x4 - SLT / BIG HORN / LONE STAR												
3.6L V6 PENTASTAR	A8	8HP45	3.21	6,300	1,560	4,731	2,671	2,060	3,900	3,900	9,500	4,550
3.6L V6 PENTASTAR	A8	8HP45	3.55	6,300	1,560	4,731	2,671	2,060	3,900	3,900	12,000	7,050
5.7L V8 HEMI	A8	8HP70	3.21	6,350	1,410	4,930	2,914	2,016	3,900	3,900	13,500	8,350
5.7L V8 HEMI	A8	8HP70	3.92	6,350	1,410	4,930	2,914	2,016	3,900	3,900	14,100	8,950
Std Cab - 6'4" Box 4x4 - ST / TRADESMAN / EXPRESS												
3.6L V6 PENTASTAR	A8	8HP45	3.21	6,300	1,590	4,704	2,656	2,048	3,900	3,900	9,500	4,600
3.6L V6 PENTASTAR	A8	8HP45	3.55	6,300	1,590	4,704	2,656	2,048	3,900	3,900	12,000	7,100
5.7L V8 HEMI	A6	65RFE	3.55	6,350	1,430	4,915	2,857	2,058	3,900	3,900	14,150	9,050
5.7L V8 HEMI	A6	65RFE	3.92	6,350	1,430	4,915	2,857	2,058	3,900	3,900	14,100	9,000
5.7L V8 HEMI	A8	8HP70	3.21	6,350	1,450	4,900	2,845	2,055	3,900	3,900	13,500	8,400
5.7L V8 HEMI	A8	8HP70	3.92	6,350	1,450	4,900	2,845	2,055	3,900	3,900	14,100	9,000
Std Cab - 6'4" Box 4x4 - SPORT												
5.7L V8 HEMI	A8	8HP70	3.21	6,350	1,310	5,034	2,907	2,127	3,900	3,900	13,500	8,250
5.7L V8 HEMI	A8	8HP70	3.92	6,350	1,310	5,034	2,907	2,127	3,900	3,900	14,100	8,850

Notes:

1. All weights are shown in pounds unless otherwise stated. All payload and max trailer are ESTIMATED values.
2. Payload is rounded down to the nearest 10 lbs. Payload = GVWR - Base Wt. Maximum trailer weights are rounded down to the nearest 50 lbs.
3. Payload and maximum trailer weight are mutually exclusive. Additionally, the GAWRs and GVWRs should never be exceeded.
4. GCWR is a defined value from Vehicle Development in lbs. Base weights may change due to a production audit or product change.
5. GCW = Base weight + 150 lbs (Driver weight) + Max Trailer + 20 lbs (Variation)
6. The recommended tongue weight is 10% for a conventional hitch and 20% for 5th wheel or gooseneck. The hitch rating should not be exceeded.
7. A weight distributing system is recommended for trailers over 5000 lbs. A 5th wheel or gooseneck hitch is required for trailers over 12,000 lbs.




NOTE: BASE WEIGHTS CAN CHANGE

ENGINE	TRANS TYPE	TRANSMISSION	AXLE RATIO	GVWR	PAYLOAD	BASE WEIGHT			GAWR		GCWR	MAX TRAILER WGT
						TOTAL	FRONT	REAR	FRONT	REAR		
Std Cab - 6'4" Box 4x2 - HFE - RAMBOX												
3.6L V6 PENTASTAR	A8	8HP45	3.21	6,010	1,290	4,712	2,485	2,227	3,700	3,900	9,500	4,600
3.6L V6 PENTASTAR	A8	8HP45	3.55	6,010	1,290	4,712	2,485	2,227	3,700	3,900	12,000	7,100
5.7L V8 HEMI	A8	8HP70	3.21	6,335	1,380	4,948	2,729	2,219	3,700	3,900	13,500	8,350
Std Cab - 6'4" Box 4x2 - SLT / BIG HORN / LONE STAR - RAMBOX												
3.6L V6 PENTASTAR	A8	8HP45	3.21	6,025	1,350	4,667	2,495	2,172	3,700	3,900	9,500	4,650
3.6L V6 PENTASTAR	A8	8HP45	3.55	6,025	1,350	4,667	2,495	2,172	3,700	3,900	12,000	7,150
5.7L V8 HEMI	A8	8HP70	3.21	6,350	1,460	4,884	2,691	2,193	3,700	3,900	13,500	8,400
5.7L V8 HEMI	A8	8HP70	3.92	6,350	1,460	4,884	2,691	2,193	3,700	3,900	14,100	9,000
Std Cab - 6'4" Box 4x2 - ST / TRADESMAN / EXPRESS - RAMBOX												
3.6L V6 PENTASTAR	A8	8HP45	3.21	6,025	1,360	4,659	2,491	2,169	3,700	3,900	9,500	4,650
3.6L V6 PENTASTAR	A8	8HP45	3.55	6,025	1,360	4,659	2,491	2,169	3,700	3,900	12,000	7,150
5.7L V8 HEMI	A6	65RFE	3.21	6,350	1,470	4,876	2,698	2,178	3,700	3,900	12,100	7,050
5.7L V8 HEMI	A6	65RFE	3.55	6,350	1,470	4,876	2,698	2,178	3,700	3,900	14,150	9,100
5.7L V8 HEMI	A6	65RFE	3.92	6,350	1,470	4,876	2,698	2,178	3,700	3,900	14,100	9,050
5.7L V8 HEMI	A8	8HP70	3.21	6,350	1,480	4,860	2,686	2,175	3,700	3,900	13,500	8,450
5.7L V8 HEMI	A8	8HP70	3.92	6,350	1,480	4,860	2,686	2,175	3,700	3,900	14,100	9,050
Std Cab - 6'4" Box 4x2 - R/T - RAMBOX												
5.7L V8 HEMI	A8	8HP70	3.92	6,200	1,230	4,965	2,729	2,236	3,700	3,900	10,050	4,900
Std Cab - 6'4" Box 4x4 - SLT / BIG HORN / LONE STAR - RAMBOX												
3.6L V6 PENTASTAR	A8	8HP45	3.21	6,300	1,420	4,876	2,669	2,207	3,900	3,900	9,500	4,450
3.6L V6 PENTASTAR	A8	8HP45	3.55	6,300	1,420	4,876	2,669	2,207	3,900	3,900	12,000	6,950
5.7L V8 HEMI	A8	8HP70	3.21	6,350	1,270	5,075	2,912	2,163	3,900	3,900	13,500	8,250
5.7L V8 HEMI	A8	8HP70	3.92	6,350	1,270	5,075	2,912	2,163	3,900	3,900	14,100	8,850
Std Cab - 6'4" Box 4x4 - ST / TRADESMAN / EXPRESS - RAMBOX												
3.6L V6 PENTASTAR	A8	8HP45	3.21	6,300	1,450	4,849	2,654	2,195	3,900	3,900	9,500	4,450
3.6L V6 PENTASTAR	A8	8HP45	3.55	6,300	1,450	4,849	2,654	2,195	3,900	3,900	12,000	6,950
5.7L V8 HEMI	A6	65RFE	3.55	6,350	1,280	5,060	2,855	2,206	3,900	3,900	14,150	8,900
5.7L V8 HEMI	A6	65RFE	3.92	6,350	1,280	5,060	2,855	2,206	3,900	3,900	14,100	8,850
5.7L V8 HEMI	A8	8HP70	3.21	6,350	1,300	5,045	2,842	2,202	3,900	3,900	13,500	8,250
5.7L V8 HEMI	A8	8HP70	3.92	6,350	1,300	5,045	2,842	2,202	3,900	3,900	14,100	8,850
Std Cab - 6'4" Box 4x4 - SPORT - RAMBOX												
5.7L V8 HEMI	A8	8HP70	3.21	6,350	1,170	5,179	2,905	2,274	3,900	3,900	13,500	8,150
5.7L V8 HEMI	A8	8HP70	3.92	6,350	1,170	5,179	2,905	2,274	3,900	3,900	14,100	8,750

Notes:

1. All weights are shown in pounds unless otherwise stated. All payload and max trailer are ESTIMATED values.
2. Payload is rounded down to the nearest 10 lbs. Payload = GVWR - Base Wt. Maximum trailer weights are rounded down to the nearest 50 lbs.
3. Payload and maximum trailer weight are mutually exclusive. Additionally, the GAWRs and GVWRs should never be exceeded.
4. GCWR is a defined value from Vehicle Development in lbs. Base weights may change due to a production audit or product change.
5. GCW = Base weight + 150 lbs (Driver weight) + Max Trailer + 20 lbs (Variation)
6. The recommended tongue weight is 10% for a conventional hitch and 20% for 5th wheel or gooseneck. The hitch rating should not be exceeded.
7. A weight distributing system is recommended for trailers over 5000 lbs. A 5th wheel or gooseneck hitch is required for trailers over 12,000 lbs.



NOTE: BASE WEIGHTS CAN CHANGE

ENGINE	TRANS TYPE	TRANSMISSION	AXLE RATIO	GVWR	PAYLOAD	BASE WEIGHT			GAWR		GCWR	MAX TRAILER WGT
						TOTAL	FRONT	REAR	FRONT	REAR		
Std Cab - 8' Box 4x2 - SLT / BIG HORN / LONE STAR												
3.6L V6 PENTASTAR	A8	8HP45	3.21	6,600	1,900	4,693	2,649	2,044	3,700	3,900	9,500	4,600
3.6L V6 PENTASTAR	A8	8HP45	3.55	6,600	1,900	4,693	2,649	2,044	3,700	3,900	12,200	7,300
3.0L DIESEL	A8	8HP70	3.55	6,600	1,480	5,113	3,004	2,110	3,700	3,900	13,500	8,200
3.0L DIESEL(*)	A8	8HP70	3.55	6,600	1,480	5,113	3,004	2,110	3,700	3,900	12,800	7,500
3.0L DIESEL	A8	8HP70	3.92	6,600	1,480	5,113	3,004	2,110	3,700	3,900	14,500	9,200
5.7L V8 HEMI	A8	8HP70	3.21	6,600	1,700	4,896	2,889	2,007	3,700	3,900	13,500	8,400
5.7L V8 HEMI	A8	8HP70	3.92	6,600	1,700	4,896	2,889	2,007	3,700	3,900	15,650	10,450
Std Cab - 8' Box 4x2 - ST / TRADESMAN												
3.6L V6 PENTASTAR	A8	8HP45	3.21	6,600	1,900	4,691	2,643	2,047	3,700	3,900	9,500	4,600
3.6L V6 PENTASTAR	A8	8HP45	3.55	6,600	1,900	4,691	2,643	2,047	3,700	3,900	12,200	7,300
3.0L DIESEL	A8	8HP70	3.55	6,600	1,510	5,088	2,949	2,139	3,700	3,900	13,500	8,200
3.0L DIESEL	A8	8HP70	3.92	6,600	1,510	5,088	2,949	2,139	3,700	3,900	14,500	9,200
5.7L V8 HEMI	A6	65RFE	3.21	6,600	1,710	4,884	2,848	2,036	3,700	3,900	12,100	7,000
5.7L V8 HEMI	A6	65RFE	3.55	6,600	1,710	4,884	2,848	2,036	3,700	3,900	14,150	9,050
5.7L V8 HEMI	A6	65RFE	3.92	6,600	1,710	4,884	2,848	2,036	3,700	3,900	15,650	10,450
5.7L V8 HEMI	A8	8HP70	3.21	6,600	1,730	4,868	2,835	2,033	3,700	3,900	13,500	8,450
5.7L V8 HEMI	A8	8HP70	3.92	6,600	1,730	4,868	2,835	2,033	3,700	3,900	15,650	10,450
Std Cab - 8' Box 4x4 - SLT / BIG HORN / LONE STAR												
3.6L V6 PENTASTAR	A8	8HP45	3.21	6,800	1,900	4,893	2,834	2,059	3,900	3,900	9,500	4,400
3.6L V6 PENTASTAR	A8	8HP45	3.55	6,800	1,900	4,893	2,834	2,059	3,900	3,900	12,200	7,100
3.0L DIESEL	A8	8HP70	3.55	6,600	1,260	5,333	3,147	2,186	3,900	3,900	13,500	7,950
3.0L DIESEL(*)	A8	8HP70	3.55	6,600	1,260	5,333	3,147	2,186	3,900	3,900	12,800	7,250
3.0L DIESEL	A8	8HP70	3.92	6,600	1,260	5,333	3,147	2,186	3,900	3,900	14,500	8,950
5.7L V8 HEMI	A8	8HP70	3.21	6,600	1,480	5,110	3,029	2,081	3,900	3,900	13,500	8,200
5.7L V8 HEMI	A8	8HP70	3.92	6,600	1,480	5,110	3,029	2,081	3,900	3,900	15,650	10,350
Std Cab - 8' Box 4x4 - ST / TRADESMAN												
3.6L V6 PENTASTAR	A8	8HP45	3.21	6,800	1,930	4,870	2,820	2,050	3,900	3,900	9,500	4,450
3.6L V6 PENTASTAR	A8	8HP45	3.55	6,800	1,930	4,870	2,820	2,050	3,900	3,900	12,200	7,150
3.0L DIESEL	A8	8HP70	3.55	6,600	1,280	5,316	3,130	2,186	3,900	3,900	13,500	8,000
3.0L DIESEL	A8	8HP70	3.92	6,600	1,280	5,316	3,130	2,186	3,900	3,900	14,500	9,000
5.7L V8 HEMI	A6	65RFE	3.55	6,600	1,490	5,110	3,024	2,085	3,900	3,900	14,150	8,850
5.7L V8 HEMI	A6	65RFE	3.92	6,600	1,490	5,110	3,024	2,085	3,900	3,900	15,650	10,350
5.7L V8 HEMI	A8	8HP70	3.21	6,600	1,500	5,094	3,012	2,082	3,900	3,900	13,500	8,200
5.7L V8 HEMI	A8	8HP70	3.92	6,600	1,500	5,094	3,012	2,082	3,900	3,900	14,100	8,800

(*) Big Horn or Lone Star

Notes:

1. All weights are shown in pounds unless otherwise stated. All payload and max trailer are ESTIMATED values.
2. Payload is rounded down to the nearest 10 lbs. Payload = GVWR - Base Wt. Maximum trailer weights are rounded down to the nearest 50 lbs.
3. Payload and maximum trailer weight are mutually exclusive. Additionally, the GAWRs and GVWRs should never be exceeded.
4. GCWR is a defined value from Vehicle Development in lbs. Base weights may change due to a production audit or product change.
5. GCW = Base weight + 150 lbs (Driver weight) + Max Trailer + 20 lbs
6. The recommended tongue weight is 10% for a conventional hitch and 20% for 5th wheel or gooseneck. The hitch rating should not be exceeded.
7. A weight distributing system is recommended for trailers over 5000 lbs. A 5th wheel or gooseneck hitch is required for trailers over 12,000 lbs.



NOTE: BASE WEIGHTS CAN CHANGE

ENGINE	TRANS TYPE	TRANSMISSION	AXLE RATIO	GVWR	PAYLOAD	BASE WEIGHT			GAWR		GCWR	MAX TRAILER WGT
						TOTAL	FRONT	REAR	FRONT	REAR		
Quad Cab - 6'4" Box 4x2 - SLT / OUTDOORSMAN / BIGHORN / LONE STAR												
3.6L V6 PENTASTAR	A8	8HP45	3.21	6,800	1,890	4,907	2,726	2,181	3,700	3,900	9,500	4,400
3.6L V6 PENTASTAR	A8	8HP45	3.55	6,800	1,890	4,907	2,726	2,181	3,700	3,900	12,500	7,400
3.0L DIESEL	A8	8HP70	3.55	6,950	1,590	5,350	3,042	2,308	3,700	3,900	13,500	7,950
3.0L DIESEL(*)	A8	8HP70	3.55	6,950	1,590	5,350	3,042	2,308	3,700	3,900	12,800	7,250
3.0L DIESEL	A8	8HP70	3.92	6,950	1,590	5,350	3,042	2,308	3,700	3,900	14,500	8,950
5.7L V8 HEMI	A8	8HP70	3.21	6,800	1,690	5,101	2,934	2,167	3,700	3,900	13,500	8,200
5.7L V8 HEMI	A8	8HP70	3.92	6,800	1,690	5,101	2,934	2,167	3,700	3,900	15,650	10,350
Quad Cab - 6'4" Box 4x2 - ST / TRADESMAN / EXPRESS												
3.6L V6 PENTASTAR	A8	8HP45	3.21	6,800	1,920	4,871	2,710	2,161	3,700	3,900	9,500	4,450
3.6L V6 PENTASTAR	A8	8HP45	3.55	6,800	1,920	4,871	2,710	2,161	3,700	3,900	12,500	7,450
3.0L DIESEL	A8	8HP70	3.55	6,950	1,630	5,318	3,025	2,293	3,700	3,900	13,500	8,000
3.0L DIESEL	A8	8HP70	3.92	6,950	1,630	5,318	3,025	2,293	3,700	3,900	14,500	9,000
5.7L V8 HEMI	A6	65RFE	3.21	6,800	1,710	5,085	2,929	2,156	3,700	3,900	12,100	6,800
5.7L V8 HEMI	A6	65RFE	3.55	6,800	1,710	5,085	2,929	2,156	3,700	3,900	14,150	8,850
5.7L V8 HEMI	A6	65RFE	3.92	6,800	1,710	5,085	2,929	2,156	3,700	3,900	15,650	10,350
5.7L V8 HEMI	A8	8HP70	3.21	6,800	1,730	5,069	2,917	2,152	3,700	3,900	13,500	8,250
5.7L V8 HEMI	A8	8HP70	3.92	6,800	1,730	5,069	2,917	2,152	3,700	3,900	15,650	10,400
Quad Cab - 6'4" Box 4x2 - LARAMIE												
3.0L DIESEL	A8	8HP70	3.55	6,950	1,430	5,515	3,118	2,397	3,700	3,900	12,800	7,100
3.0L DIESEL	A8	8HP70	3.92	6,950	1,430	5,515	3,118	2,397	3,700	3,900	14,500	8,800
5.7L V8 HEMI	A8	8HP70	3.21	6,800	1,530	5,265	3,010	2,256	3,700	3,900	13,500	8,050
5.7L V8 HEMI	A8	8HP70	3.92	6,800	1,530	5,265	3,010	2,256	3,700	3,900	15,650	10,200
Quad Cab - 6'4" Box 4x2 - SPORT												
5.7L V8 HEMI	A8	8HP70	3.21	6,800	1,600	5,197	2,956	2,241	3,700	3,900	13,500	8,100
5.7L V8 HEMI	A8	8HP70	3.92	6,800	1,600	5,197	2,956	2,241	3,700	3,900	15,650	10,250
Quad Cab - 6'4" Box 4x4 - SLT / OUTDOORSMAN / BIGHORN / LONE STAR												
3.6L V6 PENTASTAR	A8	8HP45	3.21	6,800	1,700	5,097	2,905	2,192	3,900	3,900	9,500	4,200
3.6L V6 PENTASTAR	A8	8HP45	3.55	6,800	1,700	5,097	2,905	2,192	3,900	3,900	12,500	7,200
3.0L DIESEL	A8	8HP70	3.55	6,950	1,380	5,568	3,226	2,343	3,900	3,900	13,500	7,750
3.0L DIESEL(*)	A8	8HP70	3.55	6,950	1,380	5,568	3,226	2,343	3,900	3,900	12,800	7,050
3.0L DIESEL	A8	8HP70	3.92	6,950	1,380	5,568	3,226	2,343	3,900	3,900	14,500	8,750
5.7L V8 HEMI	A8	8HP70	3.21	6,800	1,480	5,316	3,114	2,202	3,900	3,900	13,500	8,000
5.7L V8 HEMI	A8	8HP70	3.92	6,800	1,480	5,316	3,114	2,202	3,900	3,900	15,650	10,150
Quad Cab - 6'4" Box 4x4 - ST / TRADESMAN / EXPRESS												
3.6L V6 PENTASTAR	A8	8HP45	3.21	6,800	1,730	5,061	2,885	2,176	3,900	3,900	9,500	4,250
3.6L V6 PENTASTAR	A8	8HP45	3.55	6,800	1,730	5,061	2,885	2,176	3,900	3,900	12,500	7,250
3.0L DIESEL	A8	8HP70	3.55	6,950	1,400	5,542	3,210	2,332	3,900	3,900	13,500	7,750
3.0L DIESEL	A8	8HP70	3.92	6,950	1,400	5,542	3,210	2,332	3,900	3,900	14,500	8,750
5.7L V8 HEMI	A6	65RFE	3.55	6,800	1,490	5,306	3,111	2,195	3,900	3,900	14,150	8,650
5.7L V8 HEMI	A6	65RFE	3.92	6,800	1,490	5,306	3,111	2,195	3,900	3,900	15,650	10,150
5.7L V8 HEMI	A8	8HP70	3.21	6,800	1,500	5,290	3,098	2,192	3,900	3,900	13,500	8,000
5.7L V8 HEMI	A8	8HP70	3.92	6,800	1,500	5,290	3,098	2,192	3,900	3,900	15,650	10,150
Quad Cab - 6'4" Box 4x4 - LARAMIE												
3.0L DIESEL	A8	8HP70	3.55	6,950	1,220	5,726	3,309	2,417	3,900	3,900	12,800	6,900
3.0L DIESEL	A8	8HP70	3.92	6,950	1,220	5,726	3,309	2,417	3,900	3,900	14,500	8,600
5.7L V8 HEMI	A8	8HP70	3.21	6,800	1,320	5,474	3,198	2,277	3,900	3,900	13,500	7,850
5.7L V8 HEMI	A8	8HP70	3.92	6,800	1,320	5,474	3,198	2,277	3,900	3,900	15,650	10,000
Quad Cab - 6'4" Box 4x4 - SPORT												
5.7L V8 HEMI	A8	8HP70	3.21	6,800	1,390	5,409	3,141	2,268	3,900	3,900	13,500	7,900
5.7L V8 HEMI	A8	8HP70	3.92	6,800	1,390	5,409	3,141	2,268	3,900	3,900	15,650	10,050

(*) Big Horn or Lone Star

Notes:

1. All weights are shown in pounds unless otherwise stated. All payload and max trailer are ESTIMATED values.
2. Payload is rounded down to the nearest 10 lbs. Payload = GVWR - Base Wt. Maximum trailer weights are rounded down to the nearest 50 lbs.
3. Payload and maximum trailer weight are mutually exclusive. Additionally, the GAWRs and GVWRs should never be exceeded.
4. GCWR is a defined value from Vehicle Development in lbs. Base weights may change due to a production audit or product change.
5. GCW = Base weight + 150 lbs (Driver weight) + Max Trailer + 20 lbs
6. The recommended tongue weight is 10% for a conventional hitch and 20% for 5th wheel or gooseneck. The hitch rating should not be exceeded.
7. A weight distributing system is recommended for trailers over 5000 lbs. A 5th wheel or gooseneck hitch is required for trailers over 12,000 lbs.



NOTE: BASE WEIGHTS CAN CHANGE

ENGINE	TRANS TYPE	TRANSMISSION	AXLE RATIO	GVWR	PAYLOAD	BASE WEIGHT			GAWR		GCWR	MAX TRAILER WGT
						TOTAL	FRONT	REAR	FRONT	REAR		
Quad Cab - 6'4" Box 4x2 - SLT / OUTDOORSMAN / BIGHORN / LONE STAR - RAMBOX												
3.6L V6 PENTASTAR	A8	8HP45	3.21	6,800	1,740	5,052	2,724	2,328	3,700	3,900	9,500	4,250
3.6L V6 PENTASTAR	A8	8HP45	3.55	6,800	1,740	5,052	2,724	2,328	3,700	3,900	12,500	7,250
3.0L DIESEL	A8	8HP70	3.55	6,950	1,450	5,495	3,040	2,455	3,700	3,900	13,500	7,800
3.0L DIESEL(*)	A8	8HP70	3.55	6,950	1,450	5,495	3,040	2,455	3,700	3,900	12,800	7,100
3.0L DIESEL	A8	8HP70	3.92	6,950	1,450	5,495	3,040	2,455	3,700	3,900	14,500	8,800
5.7L V8 HEMI	A8	8HP70	3.21	6,800	1,550	5,246	2,932	2,314	3,700	3,900	13,500	8,050
5.7L V8 HEMI	A8	8HP70	3.92	6,800	1,550	5,246	2,932	2,314	3,700	3,900	15,650	10,200
Quad Cab - 6'4" Box 4x2 - ST / TRADESMAN / EXPRESS - RAMBOX												
3.6L V6 PENTASTAR	A8	8HP45	3.21	6,800	1,780	5,016	2,708	2,308	3,700	3,900	9,500	4,300
3.6L V6 PENTASTAR	A8	8HP45	3.55	6,800	1,780	5,016	2,708	2,308	3,700	3,900	12,500	7,300
3.0L DIESEL	A8	8HP70	3.55	6,950	1,480	5,463	3,023	2,441	3,700	3,900	13,500	7,850
3.0L DIESEL	A8	8HP70	3.92	6,950	1,480	5,463	3,023	2,441	3,700	3,900	14,500	8,850
5.7L V8 HEMI	A6	65RFE	3.21	6,800	1,570	5,230	2,927	2,303	3,700	3,900	12,100	6,700
5.7L V8 HEMI	A6	65RFE	3.55	6,800	1,570	5,230	2,927	2,303	3,700	3,900	14,150	8,750
5.7L V8 HEMI	A6	65RFE	3.92	6,800	1,570	5,230	2,927	2,303	3,700	3,900	15,650	10,250
5.7L V8 HEMI	A8	8HP70	3.21	6,800	1,580	5,214	2,915	2,299	3,700	3,900	13,500	8,100
5.7L V8 HEMI	A8	8HP70	3.92	6,800	1,580	5,214	2,915	2,299	3,700	3,900	15,650	10,250
Quad Cab - 6'4" Box 4x2 - LARAMIE - RAMBOX												
3.0L DIESEL	A8	8HP70	3.55	6,950	1,290	5,660	3,116	2,544	3,700	3,900	12,800	6,950
3.0L DIESEL	A8	8HP70	3.92	6,950	1,290	5,660	3,116	2,544	3,700	3,900	14,500	8,650
5.7L V8 HEMI	A8	8HP70	3.21	6,800	1,380	5,410	3,008	2,403	3,700	3,900	13,500	7,900
5.7L V8 HEMI	A8	8HP70	3.92	6,800	1,380	5,410	3,008	2,403	3,700	3,900	15,650	10,050
Quad Cab - 6'4" Box 4x2 - SPORT - RAMBOX												
5.7L V8 HEMI	A8	8HP70	3.21	6,800	1,450	5,342	2,954	2,389	3,700	3,900	13,500	7,950
5.7L V8 HEMI	A8	8HP70	3.92	6,800	1,450	5,342	2,954	2,389	3,700	3,900	15,650	10,100
Quad Cab - 6'4" Box 4x4 - SLT / OUTDOORSMAN / BIGHORN / LONE STAR - RAMBOX												
3.6L V6 PENTASTAR	A8	8HP45	3.21	6,800	1,550	5,242	2,903	2,339	3,900	3,900	9,500	4,050
3.6L V6 PENTASTAR	A8	8HP45	3.55	6,800	1,550	5,242	2,903	2,339	3,900	3,900	12,500	7,050
3.0L DIESEL	A8	8HP70	3.55	6,950	1,230	5,713	3,224	2,490	3,900	3,900	13,500	7,600
3.0L DIESEL(*)	A8	8HP70	3.55	6,950	1,230	5,713	3,224	2,490	3,900	3,900	12,800	6,900
3.0L DIESEL	A8	8HP70	3.92	6,950	1,230	5,713	3,224	2,490	3,900	3,900	14,500	8,600
5.7L V8 HEMI	A8	8HP70	3.21	6,800	1,330	5,461	3,112	2,350	3,900	3,900	13,500	7,850
5.7L V8 HEMI	A8	8HP70	3.92	6,800	1,330	5,461	3,112	2,350	3,900	3,900	15,650	10,000
Quad Cab - 6'4" Box 4x4 - ST / TRADESMAN / EXPRESS - RAMBOX												
3.6L V6 PENTASTAR	A8	8HP45	3.21	6,800	1,590	5,206	2,883	2,323	3,900	3,900	9,500	4,100
3.6L V6 PENTASTAR	A8	8HP45	3.55	6,800	1,590	5,206	2,883	2,323	3,900	3,900	12,500	7,100
3.0L DIESEL	A8	8HP70	3.55	6,950	1,260	5,687	3,208	2,479	3,900	3,900	13,500	7,600
3.0L DIESEL	A8	8HP70	3.92	6,950	1,260	5,687	3,208	2,479	3,900	3,900	14,500	8,600
5.7L V8 HEMI	A6	65RFE	3.55	6,800	1,340	5,451	3,109	2,342	3,900	3,900	14,150	8,500
5.7L V8 HEMI	A6	65RFE	3.92	6,800	1,340	5,451	3,109	2,342	3,900	3,900	15,650	10,000
5.7L V8 HEMI	A8	8HP70	3.21	6,800	1,360	5,435	3,096	2,339	3,900	3,900	13,500	7,850
5.7L V8 HEMI	A8	8HP70	3.92	6,800	1,360	5,435	3,096	2,339	3,900	3,900	15,650	10,000
Quad Cab - 6'4" Box 4x4 - LARAMIE - RAMBOX												
3.0L DIESEL	A8	8HP70	3.55	6,950	1,070	5,871	3,307	2,564	3,900	3,900	12,800	6,750
3.0L DIESEL	A8	8HP70	3.92	6,950	1,070	5,871	3,307	2,564	3,900	3,900	14,500	8,450
5.7L V8 HEMI	A8	8HP70	3.21	6,800	1,180	5,619	3,196	2,424	3,900	3,900	13,500	7,700
5.7L V8 HEMI	A8	8HP70	3.92	6,800	1,180	5,619	3,196	2,424	3,900	3,900	15,650	9,850
Quad Cab - 6'4" Box 4x4 - SPORT - RAMBOX												
5.7L V8 HEMI	A8	8HP70	3.21	6,800	1,240	5,554	3,139	2,415	3,900	3,900	13,500	7,750
5.7L V8 HEMI	A8	8HP70	3.92	6,800	1,240	5,554	3,139	2,415	3,900	3,900	15,650	9,900

(*) Big Horn or Lone Star

Notes:

- All weights are shown in pounds unless otherwise stated. All payload and max trailer are ESTIMATED values.
- Payload is rounded down to the nearest 10 lbs. Payload = GVWR - Base Wt. Maximum trailer weights are rounded down to the nearest 50 lbs.
- Payload and maximum trailer weight are mutually exclusive. Additionally, the GAWRs and GVWRs should never be exceeded.
- GCWR is a defined value from Vehicle Development in lbs. Base weights may change due to a production audit or product change.
- GCW = Base weight + 150 lbs (Driver weight) + Max Trailer + 20 lbs
- The recommended tongue weight is 10% for a conventional hitch and 20% for 5th wheel or gooseneck. The hitch rating should not be exceeded.
- A weight distributing system is recommended for trailers over 5000 lbs. A 5th wheel or gooseneck hitch is required for trailers over 12,000 lbs.



1500

NOTE: BASE WEIGHTS CAN CHANGE

ENGINE	TRANS TYPE	TRANSMISSION	AXLE RATIO	GVWR	PAYLOAD	BASE WEIGHT			GAWR		GCWR	MAX TRAILER WGT
						TOTAL	FRONT	REAR	FRONT	REAR		
Crew Cab - 5'7" Box 4x2 - SLT / OUTDOORSMAN / BIGHORN / LONE STAR												
3.6L V6 PENTASTAR	A8	8HP45	3.21	6,800	1,830	4,964	2,728	2,236	3,700	3,900	9,500	4,350
3.6L V6 PENTASTAR	A8	8HP45	3.55	6,800	1,830	4,964	2,728	2,236	3,700	3,900	12,500	7,350
3.0L DIESEL	A8	8HP70	3.55	6,950	1,520	5,425	3,047	2,378	3,700	3,900	13,500	7,900
3.0L DIESEL(*)	A8	8HP70	3.55	6,950	1,520	5,425	3,047	2,378	3,700	3,900	12,800	7,200
3.0L DIESEL	A8	8HP70	3.92	6,950	1,520	5,425	3,047	2,378	3,700	3,900	14,500	8,900
5.7L V8 HEMI	A8	8HP70	3.21	6,800	1,620	5,175	2,939	2,236	3,700	3,900	13,500	8,150
5.7L V8 HEMI	A8	8HP70	3.92	6,800	1,620	5,175	2,939	2,236	3,700	3,900	15,650	10,300
Crew Cab - 5'7" Box 4x2 - ST / TRADESMAN / EXPRESS												
3.6L V6 PENTASTAR	A8	8HP45	3.21	6,800	1,870	4,924	2,722	2,202	3,700	3,900	9,500	4,400
3.6L V6 PENTASTAR	A8	8HP45	3.55	6,800	1,870	4,924	2,722	2,202	3,700	3,900	12,500	7,400
3.0L DIESEL	A8	8HP70	3.55	6,950	1,570	5,378	3,031	2,347	3,700	3,900	13,500	7,950
3.0L DIESEL	A8	8HP70	3.92	6,950	1,570	5,378	3,031	2,347	3,700	3,900	14,500	8,950
5.7L V8 HEMI	A6	65RFE	3.21	6,800	1,650	5,144	2,935	2,209	3,700	3,900	12,100	6,750
5.7L V8 HEMI	A6	65RFE	3.55	6,800	1,650	5,144	2,935	2,209	3,700	3,900	14,150	8,800
5.7L V8 HEMI	A6	65RFE	3.92	6,800	1,650	5,144	2,935	2,209	3,700	3,900	15,650	10,300
5.7L V8 HEMI	A8	8HP70	3.21	6,800	1,670	5,129	2,923	2,206	3,700	3,900	13,500	8,200
5.7L V8 HEMI	A8	8HP70	3.92	6,800	1,670	5,129	2,923	2,206	3,700	3,900	15,650	10,350
Crew Cab - 5'7" Box 4x2 - LARAMIE												
3.0L DIESEL	A8	8HP70	3.55	6,950	1,360	5,581	3,118	2,463	3,700	3,900	12,800	7,000
3.0L DIESEL	A8	8HP70	3.92	6,950	1,360	5,581	3,118	2,463	3,700	3,900	14,500	8,700
5.7L V8 HEMI	A8	8HP70	3.21	6,800	1,460	5,332	3,010	2,322	3,700	3,900	13,500	7,950
5.7L V8 HEMI	A8	8HP70	3.92	6,800	1,460	5,332	3,010	2,322	3,700	3,900	15,650	10,100
Crew Cab - 5'7" Box 4x2 - LONGHORN / LARAMIE LIMITED												
3.0L DIESEL	A8	8HP70	3.55	6,950	1,200	5,742	3,218	2,523	3,700	3,900	13,500	7,550
3.0L DIESEL	A8	8HP70	3.92	6,950	1,200	5,742	3,218	2,523	3,700	3,900	14,500	8,550
5.7L V8 HEMI	A8	8HP70	3.21	6,800	1,300	5,493	3,110	2,382	3,700	3,900	13,500	7,800
5.7L V8 HEMI	A8	8HP70	3.92	6,800	1,300	5,493	3,110	2,382	3,700	3,900	15,650	9,950
Crew Cab - 5'7" Box 4x2 - SPORT												
5.7L V8 HEMI	A8	8HP70	3.21	6,800	1,530	5,270	2,968	2,301	3,700	3,900	13,500	8,050
5.7L V8 HEMI	A8	8HP70	3.92	6,800	1,530	5,270	2,968	2,301	3,700	3,900	15,650	10,200
Crew Cab - 5'7" Box 4x4 - SLT / OUTDOORSMAN / BIGHORN / LONE STAR												
3.6L V6 PENTASTAR	A8	8HP45	3.21	6,800	1,640	5,158	2,897	2,261	3,900	3,900	9,500	4,150
3.6L V6 PENTASTAR	A8	8HP45	3.55	6,800	1,640	5,158	2,897	2,261	3,900	3,900	12,500	7,150
3.0L DIESEL	A8	8HP70	3.55	6,950	1,310	5,633	3,229	2,404	3,900	3,900	13,500	7,650
3.0L DIESEL(*)	A8	8HP70	3.55	6,950	1,310	5,633	3,229	2,404	3,900	3,900	12,800	6,950
3.0L DIESEL	A8	8HP70	3.92	6,950	1,310	5,633	3,229	2,404	3,900	3,900	14,500	8,650
5.7L V8 HEMI	A8	8HP70	3.21	6,800	1,410	5,384	3,115	2,269	3,900	3,900	13,500	7,900
5.7L V8 HEMI	A8	8HP70	3.92	6,800	1,410	5,384	3,115	2,269	3,900	3,900	15,650	10,050
Crew Cab - 5'7" Box 4x4 - ST / TRADESMAN / EXPRESS												
3.6L V6 PENTASTAR	A8	8HP45	3.21	6,800	1,680	5,115	2,880	2,235	3,900	3,900	9,500	4,200
3.6L V6 PENTASTAR	A8	8HP45	3.55	6,800	1,680	5,115	2,880	2,235	3,900	3,900	12,500	7,200
3.0L DIESEL	A8	8HP70	3.55	6,950	1,300	5,642	3,249	2,393	3,900	3,900	13,500	7,650
3.0L DIESEL	A8	8HP70	3.92	6,950	1,300	5,642	3,249	2,393	3,900	3,900	14,500	8,650
5.7L V8 HEMI	A6	65RFE	3.55	6,800	1,440	5,357	3,111	2,246	3,900	3,900	14,150	8,600
5.7L V8 HEMI	A6	65RFE	3.92	6,800	1,440	5,357	3,111	2,246	3,900	3,900	15,650	10,100
5.7L V8 HEMI	A8	8HP70	3.21	6,800	1,450	5,341	3,099	2,243	3,900	3,900	13,500	7,950
5.7L V8 HEMI	A8	8HP70	3.92	6,800	1,450	5,341	3,099	2,243	3,900	3,900	15,650	10,100
Crew Cab - 5'7" Box 4x4 - SPECIAL SERVICE												
5.7L V8 HEMI	A6	65RFE	3.55	6,800	1,270	5,524	3,240	2,283	3,900	3,900	14,150	8,450
5.7L V8 HEMI	A6	65RFE	3.92	6,800	1,270	5,524	3,240	2,283	3,900	3,900	15,650	9,950



NOTE: BASE WEIGHTS CAN CHANGE

ENGINE	TRANS TYPE	TRANSMISSION	AXLE RATIO	GVWR	PAYLOAD	BASE WEIGHT			GAWR		GCWR	MAX TRAILER WGT
						TOTAL	FRONT	REAR	FRONT	REAR		
Crew Cab - 5'7" Box 4x4 - LARAMIE												
3.0L DIESEL	A8	8HP70	3.55	6,950	1,140	5,802	3,325	2,478	3,900	3,900	12,800	6,800
3.0L DIESEL	A8	8HP70	3.92	6,950	1,140	5,802	3,325	2,478	3,900	3,900	14,500	8,500
5.7L V8 HEMI	A8	8HP70	3.21	6,800	1,260	5,534	3,200	2,334	3,900	3,900	13,500	7,750
5.7L V8 HEMI	A8	8HP70	3.92	6,800	1,260	5,534	3,200	2,334	3,900	3,900	15,650	9,900
Crew Cab - 5'7" Box 4x4 - LONGHORN / LARAMIE LIMITED												
3.0L DIESEL	A8	8HP70	3.55	6,950	960	5,985	3,419	2,566	3,900	3,900	13,500	7,300
3.0L DIESEL	A8	8HP70	3.92	6,950	960	5,985	3,419	2,566	3,900	3,900	14,500	8,300
5.7L V8 HEMI	A8	8HP70	3.21	6,800	1,080	5,718	3,295	2,423	3,900	3,900	13,500	7,600
5.7L V8 HEMI	A8	8HP70	3.92	6,800	1,080	5,718	3,295	2,423	3,900	3,900	15,650	9,750
Crew Cab - 5'7" Box 4x4 - SPORT												
5.7L V8 HEMI	A8	8HP70	3.21	6,800	1,320	5,475	3,180	2,295	3,900	3,900	13,500	7,850
5.7L V8 HEMI	A8	8HP70	3.92	6,800	1,320	5,475	3,180	2,295	3,900	3,900	15,650	10,000

(*) Big Horn or Lone Star

Notes:

1. All weights are shown in pounds unless otherwise stated. All payload and max trailer are ESTIMATED values.
2. Payload is rounded down to the nearest 10 lbs. Payload = GVWR - Base Wt. Maximum trailer weights are rounded down to the nearest 50 lbs.
3. Payload and maximum trailer weight are mutually exclusive. Additionally, the GAWRs and GVWRs should never be exceeded.
4. GCWR is a defined value from Vehicle Development in lbs. Base weights may change due to a production audit or product change.
5. GCW = Base weight + 150 lbs (Driver weight) + Max Trailer + 20 lbs
6. The recommended tongue weight is 10% for a conventional hitch and 20% for 5th wheel or gooseneck. The hitch rating should not be exceeded.
7. A weight distributing system is recommended for trailers over 5000 lbs. A 5th wheel or gooseneck hitch is required for trailers over 12,000 lbs.



NOTE: BASE WEIGHTS CAN CHANGE

ENGINE	TRANS TYPE	TRANSMISSION	AXLE RATIO	GVWR	PAYLOAD	BASE WEIGHT			GAWR		GCWR	MAX TRAILER WGT
						TOTAL	FRONT	REAR	FRONT	REAR		
Crew Cab - 5'7" Box 4x2 - SLT / OUTDOORSMAN / BIGHORN / LONE STAR - RAMBOX												
3.6L V6 PENTASTAR	A8	8HP45	3.21	6,800	1,710	5,084	2,723	2,361	3,700	3,900	9,500	4,200
3.6L V6 PENTASTAR	A8	8HP45	3.55	6,800	1,710	5,084	2,723	2,361	3,700	3,900	12,500	7,200
3.0L DIESEL	A8	8HP70	3.55	6,950	1,400	5,545	3,041	2,503	3,700	3,900	13,500	7,750
3.0L DIESEL(*)	A8	8HP70	3.55	6,950	1,400	5,545	3,041	2,503	3,700	3,900	12,800	7,050
3.0L DIESEL	A8	8HP70	3.92	6,950	1,400	5,545	3,041	2,503	3,700	3,900	14,500	8,750
5.7L V8 HEMI	A8	8HP70	3.21	6,800	1,500	5,295	2,933	2,362	3,700	3,900	13,500	8,000
5.7L V8 HEMI	A8	8HP70	3.92	6,800	1,500	5,295	2,933	2,362	3,700	3,900	15,650	10,150
Crew Cab - 5'7" Box 4x2 - ST / TRADESMAN / EXPRESS - RAMBOX												
3.6L V6 PENTASTAR	A8	8HP45	3.21	6,800	1,750	5,044	2,716	2,328	3,700	3,900	9,500	4,250
3.6L V6 PENTASTAR	A8	8HP45	3.55	6,800	1,750	5,044	2,716	2,328	3,700	3,900	12,500	7,250
3.0L DIESEL	A8	8HP70	3.55	6,950	1,450	5,498	3,025	2,473	3,700	3,900	13,500	7,800
3.0L DIESEL	A8	8HP70	3.92	6,950	1,450	5,498	3,025	2,473	3,700	3,900	14,500	8,800
5.7L V8 HEMI	A6	65RFE	3.21	6,800	1,530	5,264	2,930	2,335	3,700	3,900	12,100	6,650
5.7L V8 HEMI	A6	65RFE	3.55	6,800	1,530	5,264	2,930	2,335	3,700	3,900	14,150	8,700
5.7L V8 HEMI	A6	65RFE	3.92	6,800	1,530	5,264	2,930	2,335	3,700	3,900	15,650	10,200
5.7L V8 HEMI	A8	8HP70	3.21	6,800	1,550	5,249	2,917	2,331	3,700	3,900	13,500	8,050
5.7L V8 HEMI	A8	8HP70	3.92	6,800	1,550	5,249	2,917	2,331	3,700	3,900	15,650	10,200
Crew Cab - 5'7" Box 4x2 - LARAMIE - RAMBOX												
3.0L DIESEL	A8	8HP70	3.55	6,950	1,240	5,701	3,112	2,588	3,700	3,900	12,800	6,900
3.0L DIESEL	A8	8HP70	3.92	6,950	1,240	5,701	3,112	2,588	3,700	3,900	14,500	8,600
5.7L V8 HEMI	A8	8HP70	3.21	6,800	1,340	5,452	3,004	2,447	3,700	3,900	13,500	7,850
5.7L V8 HEMI	A8	8HP70	3.92	6,800	1,340	5,452	3,004	2,447	3,700	3,900	15,650	10,000
Crew Cab - 5'7" Box 4x2 - LONGHORN / LARAMIE LIMITED - RAMBOX												
3.0L DIESEL	A8	8HP70	3.55	6,950	1,080	5,862	3,213	2,649	3,700	3,900	13,500	7,450
3.0L DIESEL	A8	8HP70	3.92	6,950	1,080	5,862	3,213	2,649	3,700	3,900	14,500	8,450
5.7L V8 HEMI	A8	8HP70	3.21	6,800	1,180	5,612	3,105	2,508	3,700	3,900	13,500	7,700
5.7L V8 HEMI	A8	8HP70	3.92	6,800	1,180	5,612	3,105	2,508	3,700	3,900	15,650	9,850
Crew Cab - 5'7" Box 4x2 - SPORT - RAMBOX												
5.7L V8 HEMI	A8	8HP70	3.21	6,800	1,410	5,390	2,963	2,427	3,700	3,900	13,500	7,900
5.7L V8 HEMI	A8	8HP70	3.92	6,800	1,410	5,390	2,963	2,427	3,700	3,900	15,650	10,050
Crew Cab - 5'7" Box 4x4 - SLT / OUTDOORSMAN / BIGHORN / LONE STAR - RAMBOX												
3.6L V6 PENTASTAR	A8	8HP45	3.21	6,800	1,520	5,278	2,892	2,387	3,900	3,900	9,500	4,050
3.6L V6 PENTASTAR	A8	8HP45	3.55	6,800	1,520	5,278	2,892	2,387	3,900	3,900	12,500	7,050
3.0L DIESEL	A8	8HP70	3.55	6,950	1,190	5,753	3,223	2,530	3,900	3,900	13,500	7,550
3.0L DIESEL(*)	A8	8HP70	3.55	6,950	1,190	5,753	3,223	2,530	3,900	3,900	12,800	6,850
3.0L DIESEL	A8	8HP70	3.92	6,950	1,190	5,753	3,223	2,530	3,900	3,900	14,500	8,550
5.7L V8 HEMI	A8	8HP70	3.21	6,800	1,290	5,504	3,109	2,395	3,900	3,900	13,500	7,800
5.7L V8 HEMI	A8	8HP70	3.92	6,800	1,290	5,504	3,109	2,395	3,900	3,900	15,650	9,950
Crew Cab - 5'7" Box 4x4 - ST / TRADESMAN / EXPRESS - RAMBOX												
3.6L V6 PENTASTAR	A8	8HP45	3.21	6,800	1,560	5,235	2,875	2,361	3,900	3,900	9,500	4,050
3.6L V6 PENTASTAR	A8	8HP45	3.55	6,800	1,560	5,235	2,875	2,361	3,900	3,900	12,500	7,050
3.0L DIESEL	A8	8HP70	3.55	6,950	1,180	5,762	3,243	2,519	3,900	3,900	13,500	7,550
3.0L DIESEL	A8	8HP70	3.92	6,950	1,180	5,762	3,243	2,519	3,900	3,900	14,500	8,550
5.7L V8 HEMI	A6	65RFE	3.55	6,800	1,320	5,477	3,106	2,372	3,900	3,900	14,150	8,500
5.7L V8 HEMI	A6	65RFE	3.92	6,800	1,320	5,477	3,106	2,372	3,900	3,900	15,650	10,000
5.7L V8 HEMI	A8	8HP70	3.21	6,800	1,330	5,461	3,093	2,368	3,900	3,900	13,500	7,850
5.7L V8 HEMI	A8	8HP70	3.92	6,800	1,330	5,461	3,093	2,368	3,900	3,900	15,650	10,000




NOTE: BASE WEIGHTS CAN CHANGE

ENGINE	TRANS TYPE	TRANSMISSION	AXLE RATIO	GVWR	PAYLOAD	BASE WEIGHT			GAWR		GCWR	MAX TRAILER WGT
						TOTAL	FRONT	REAR	FRONT	REAR		
Crew Cab - 5'7" Box 4x4 - SPECIAL SERVICE												
5.7L V8 HEMI	A6	65RFE	3.55	6,800	1,150	5,644	3,235	2,409	3,900	3,900	14,150	8,300
5.7L V8 HEMI	A6	65RFE	3.92	6,800	1,150	5,644	3,235	2,409	3,900	3,900	15,650	9,800
Crew Cab - 5'7" Box 4x4 - LARAMIE - RAMBOX												
3.0L DIESEL	A8	8HP70	3.55	6,950	1,020	5,922	3,319	2,603	3,900	3,900	12,800	6,700
3.0L DIESEL	A8	8HP70	3.92	6,950	1,020	5,922	3,319	2,603	3,900	3,900	14,500	8,400
5.7L V8 HEMI	A8	8HP70	3.21	6,800	1,140	5,654	3,195	2,460	3,900	3,900	13,500	7,650
5.7L V8 HEMI	A8	8HP70	3.92	6,800	1,140	5,654	3,195	2,460	3,900	3,900	15,650	9,800
Crew Cab - 5'7" Box 4x4 - LONGHORN / LARAMIE LIMITED - RAMBOX												
3.0L DIESEL	A8	8HP70	3.55	6,950	840	6,105	3,413	2,692	3,900	3,900	13,500	7,200
3.0L DIESEL	A8	8HP70	3.92	6,950	840	6,105	3,413	2,692	3,900	3,900	14,500	8,200
5.7L V8 HEMI	A8	8HP70	3.21	6,800	960	5,838	3,289	2,549	3,900	3,900	13,500	7,450
5.7L V8 HEMI	A8	8HP70	3.92	6,800	960	5,838	3,289	2,549	3,900	3,900	15,650	9,600
Crew Cab - 5'7" Box 4x4 - SPORT - RAMBOX												
5.7L V8 HEMI	A8	8HP70	3.21	6,800	1,200	5,595	3,174	2,420	3,900	3,900	13,500	7,700
5.7L V8 HEMI	A8	8HP70	3.92	6,800	1,200	5,595	3,174	2,420	3,900	3,900	15,650	9,850

(*) Big Horn or Lone Star

Notes:

1. All weights are shown in pounds unless otherwise stated. All payload and max trailer are ESTIMATED values.
2. Payload is rounded down to the nearest 10 lbs. Payload = GVWR - Base Wt. Maximum trailer weights are rounded down to the nearest 50 lbs.
3. Payload and maximum trailer weight are mutually exclusive. Additionally, the GAWRs and GVWRs should never be exceeded.
4. GCWR is a defined value from Vehicle Development in lbs. Base weights may change due to a production audit or product change.
5. GCW = Base weight + 150 lbs (Driver weight) + Max Trailer + 20 lbs
6. The recommended tongue weight is 10% for a conventional hitch and 20% for 5th wheel or gooseneck. The hitch rating should not be exceeded.
7. A weight distributing system is recommended for trailers over 5000 lbs. A 5th wheel or gooseneck hitch is required for trailers over 12,000 lbs.



NOTE: BASE WEIGHTS CAN CHANGE

ENGINE	TRANS TYPE	TRANSMISSION	AXLE RATIO	GVWR	PAYLOAD	BASE WEIGHT			GAWR		GCWR	MAX TRAILER WGT
						TOTAL	FRONT	REAR	FRONT	REAR		
Crew Cab - 6'4" Box 4x2 - SLT / OUTDOORSMAN / BIGHORN / LONE STAR												
3.0L DIESEL	A8	8HP70	3.55	6,950	1,470	5,480	3,082	2,397	3,700	3,900	13,500	7,850
3.0L DIESEL(*)	A8	8HP70	3.55	6,950	1,470	5,480	3,082	2,397	3,700	3,900	12,800	7,150
3.0L DIESEL	A8	8HP70	3.92	6,950	1,470	5,480	3,082	2,397	3,700	3,900	14,500	8,850
5.7L V8 HEMI	A8	8HP70	3.21	6,800	1,570	5,230	2,965	2,264	3,700	3,900	13,500	8,100
5.7L V8 HEMI	A8	8HP70	3.92	6,800	1,570	5,230	2,965	2,264	3,700	3,900	15,650	10,250
Crew Cab - 6'4" Box 4x2 - ST / TRADESMAN / EXPRESS												
3.0L DIESEL	A8	8HP70	3.55	6,950	1,500	5,448	3,063	2,386	3,700	3,900	13,500	7,850
3.0L DIESEL	A8	8HP70	3.92	6,950	1,500	5,448	3,063	2,386	3,700	3,900	14,500	8,850
5.7L V8 HEMI	A6	65RFE	3.21	6,800	1,580	5,214	2,958	2,256	3,700	3,900	12,100	6,700
5.7L V8 HEMI	A6	65RFE	3.55	6,800	1,580	5,214	2,958	2,256	3,700	3,900	14,150	8,750
5.7L V8 HEMI	A6	65RFE	3.92	6,800	1,580	5,214	2,958	2,256	3,700	3,900	15,650	10,250
5.7L V8 HEMI	A8	8HP70	3.21	6,800	1,600	5,199	2,946	2,253	3,700	3,900	13,500	8,100
5.7L V8 HEMI	A8	8HP70	3.92	6,800	1,600	5,199	2,946	2,253	3,700	3,900	15,650	10,250
Crew Cab - 6'4" Box 4x2 - LARAMIE												
3.0L DIESEL	A8	8HP70	3.55	6,950	1,320	5,625	3,163	2,461	3,700	3,900	12,800	7,000
3.0L DIESEL	A8	8HP70	3.92	6,950	1,320	5,625	3,163	2,461	3,700	3,900	14,500	8,700
5.7L V8 HEMI	A8	8HP70	3.21	6,800	1,420	5,375	3,046	2,328	3,700	3,900	13,500	7,950
5.7L V8 HEMI	A8	8HP70	3.92	6,800	1,420	5,375	3,046	2,328	3,700	3,900	15,650	10,100
Crew Cab - 6'4" Box 4x2 - LONGHORN												
3.0L DIESEL	A8	8HP70	3.55	6,950	1,150	5,799	3,271	2,528	3,700	3,900	13,500	7,500
3.0L DIESEL	A8	8HP70	3.92	6,950	1,150	5,799	3,271	2,528	3,700	3,900	14,500	8,500
5.7L V8 HEMI	A8	8HP70	3.21	6,800	1,250	5,549	3,154	2,395	3,700	3,900	13,500	7,750
5.7L V8 HEMI	A8	8HP70	3.92	6,800	1,250	5,549	3,154	2,395	3,700	3,900	15,650	9,900
Crew Cab - 6'4" Box 4x2 - SPORT												
5.7L V8 HEMI	A8	8HP70	3.21	6,800	1,470	5,326	3,020	2,306	3,700	3,900	13,500	8,000
5.7L V8 HEMI	A8	8HP70	3.92	6,800	1,470	5,326	3,020	2,306	3,700	3,900	15,650	10,150
Crew Cab - 6'4" Box 4x4 - SLT / OUTDOORSMAN / BIGHORN / LONE STAR												
3.0L DIESEL	A8	8HP70	3.55	6,950	1,260	5,681	3,246	2,435	3,900	3,900	13,500	7,600
3.0L DIESEL(*)	A8	8HP70	3.55	6,950	1,260	5,681	3,246	2,435	3,900	3,900	12,800	6,900
3.0L DIESEL	A8	8HP70	3.92	6,950	1,260	5,681	3,246	2,435	3,900	3,900	14,500	8,600
5.7L V8 HEMI	A8	8HP70	3.21	6,800	1,370	5,421	3,126	2,295	3,900	3,900	13,500	7,900
5.7L V8 HEMI	A8	8HP70	3.92	6,800	1,370	5,421	3,126	2,295	3,900	3,900	15,650	10,050
Crew Cab - 6'4" Box 4x4 - ST / TRADESMAN / EXPRESS												
3.0L DIESEL	A8	8HP70	3.55	6,950	1,290	5,651	3,227	2,424	3,900	3,900	13,500	7,650
3.0L DIESEL	A8	8HP70	3.92	6,950	1,290	5,651	3,227	2,424	3,900	3,900	14,500	8,650
5.7L V8 HEMI	A6	65RFE	3.55	6,800	1,400	5,394	3,108	2,286	3,900	3,900	14,150	8,550
5.7L V8 HEMI	A6	65RFE	3.92	6,800	1,400	5,394	3,108	2,286	3,900	3,900	15,650	10,050
5.7L V8 HEMI	A8	8HP70	3.21	6,800	1,420	5,378	3,096	2,283	3,900	3,900	13,500	7,950
5.7L V8 HEMI	A8	8HP70	3.92	6,800	1,420	5,378	3,096	2,283	3,900	3,900	15,650	10,100
Crew Cab - 6'4" Box 4x4 - LARAMIE												
3.0L DIESEL	A8	8HP70	3.55	6,950	1,110	5,839	3,370	2,469	3,900	3,900	12,800	6,750
3.0L DIESEL	A8	8HP70	3.92	6,950	1,110	5,839	3,370	2,469	3,900	3,900	14,500	8,450
5.7L V8 HEMI	A8	8HP70	3.21	6,800	1,230	5,567	3,239	2,328	3,900	3,900	13,500	7,750
5.7L V8 HEMI	A8	8HP70	3.92	6,800	1,230	5,567	3,239	2,328	3,900	3,900	15,650	9,900
Crew Cab - 6'4" Box 4x4 - LONGHORN												
3.0L DIESEL	A8	8HP70	3.55	6,950	920	6,027	3,456	2,571	3,900	3,900	13,500	7,300
3.0L DIESEL	A8	8HP70	3.92	6,950	920	6,027	3,456	2,571	3,900	3,900	14,500	8,300
5.7L V8 HEMI	A8	8HP70	3.21	6,800	1,040	5,755	3,325	2,430	3,900	3,900	13,500	7,550
5.7L V8 HEMI	A8	8HP70	3.92	6,800	1,040	5,755	3,325	2,430	3,900	3,900	15,650	9,700



NOTE: BASE WEIGHTS CAN CHANGE

ENGINE	TRANS TYPE	TRANSMISSION	AXLE RATIO	GVWR	PAYLOAD	BASE WEIGHT			GAWR		GCWR	MAX TRAILER WGT
						TOTAL	FRONT	REAR	FRONT	REAR		
Crew Cab - 6'4" Box 4x4 - SPORT												
5.7L V8 HEMI	A8	8HP70	3.21	6,800	1,280	5,512	3,180	2,332	3,900	3,900	13,500	7,800
5.7L V8 HEMI	A8	8HP70	3.92	6,800	1,280	5,512	3,180	2,332	3,900	3,900	15,650	9,950

(*) Big Horn or Lone Star

Notes:

1. All weights are shown in pounds unless otherwise stated. All payload and max trailer are ESTIMATED values.
2. Payload is rounded down to the nearest 10 lbs. Payload = GVWR - Base Wt. Maximum trailer weights are rounded down to the nearest 50 lbs.
3. Payload and maximum trailer weight are mutually exclusive. Additionally, the GAWRs and GVWRs should never be exceeded.
4. GCWR is a defined value from Vehicle Development in lbs. Base weights may change due to a production audit or product change.
5. GCW = Base weight + 150 lbs (Driver weight) + Max Trailer + 20 lbs
6. The recommended tongue weight is 10% for a conventional hitch and 20% for 5th wheel or gooseneck. The hitch rating should not be exceeded.
7. A weight distributing system is recommended for trailers over 5000 lbs. A 5th wheel or gooseneck hitch is required for trailers over 12,000 lbs.



NOTE: BASE WEIGHTS CAN CHANGE

ENGINE	TRANS TYPE	TRANSMISSION	AXLE RATIO	GVW R	PAYLOAD	BASE WEIGHT			GAWR		GCWR	MAX TRAILER WGT
						TOTAL	FRONT	REAR	FRONT	REAR		
Crew Cab - 6'4" Box 4x2 - SLT / OUTDOORSMAN / BIGHORN / LONE STAR - RAMBOX												
3.0L DIESEL	A8	8HP70	3.55	6,950	1,320	5,625	3,080	2,544	3,700	3,900	13,500	7,700
3.0L DIESEL(*)	A8	8HP70	3.55	6,950	1,320	5,625	3,080	2,544	3,700	3,900	12,800	7,000
3.0L DIESEL	A8	8HP70	3.92	6,950	1,320	5,625	3,080	2,544	3,700	3,900	14,500	8,700
5.7L V8 HEMI	A8	8HP70	3.21	6,800	1,420	5,375	2,963	2,411	3,700	3,900	13,500	7,950
5.7L V8 HEMI	A8	8HP70	3.92	6,800	1,420	5,375	2,963	2,411	3,700	3,900	15,650	10,100
Crew Cab - 6'4" Box 4x2 - ST / TRADESMAN / EXPRESS - RAMBOX												
3.0L DIESEL	A8	8HP70	3.55	6,950	1,350	5,593	3,061	2,533	3,700	3,900	13,500	7,700
3.0L DIESEL	A8	8HP70	3.92	6,950	1,350	5,593	3,061	2,533	3,700	3,900	14,500	8,700
5.7L V8 HEMI	A6	65RFE	3.21	6,800	1,440	5,359	2,956	2,403	3,700	3,900	12,100	6,550
5.7L V8 HEMI	A6	65RFE	3.55	6,800	1,440	5,359	2,956	2,403	3,700	3,900	14,150	8,600
5.7L V8 HEMI	A6	65RFE	3.92	6,800	1,440	5,359	2,956	2,403	3,700	3,900	15,650	10,100
5.7L V8 HEMI	A8	8HP70	3.21	6,800	1,450	5,344	2,944	2,400	3,700	3,900	13,500	7,950
5.7L V8 HEMI	A8	8HP70	3.92	6,800	1,450	5,344	2,944	2,400	3,700	3,900	15,650	10,100
Crew Cab - 6'4" Box 4x2 - LARAMIE - RAMBOX												
3.0L DIESEL	A8	8HP70	3.55	6,950	1,180	5,770	3,161	2,608	3,700	3,900	12,800	6,850
3.0L DIESEL	A8	8HP70	3.92	6,950	1,180	5,770	3,161	2,608	3,700	3,900	14,500	8,550
5.7L V8 HEMI	A8	8HP70	3.21	6,800	1,280	5,520	3,044	2,475	3,700	3,900	13,500	7,800
5.7L V8 HEMI	A8	8HP70	3.92	6,800	1,280	5,520	3,044	2,475	3,700	3,900	15,650	9,950
Crew Cab - 6'4" Box 4x2 - LONGHORN - RAMBOX												
3.0L DIESEL	A8	8HP70	3.55	6,950	1,000	5,944	3,269	2,675	3,700	3,900	13,500	7,350
3.0L DIESEL	A8	8HP70	3.92	6,950	1,000	5,944	3,269	2,675	3,700	3,900	14,500	8,350
5.7L V8 HEMI	A8	8HP70	3.21	6,800	1,100	5,694	3,152	2,542	3,700	3,900	13,500	7,600
5.7L V8 HEMI	A8	8HP70	3.92	6,800	1,100	5,694	3,152	2,542	3,700	3,900	15,650	9,750
Crew Cab - 6'4" Box 4x2 - SPORT - RAMBOX												
5.7L V8 HEMI	A8	8HP70	3.21	6,800	1,320	5,471	3,018	2,453	3,700	3,900	13,500	7,850
5.7L V8 HEMI	A8	8HP70	3.92	6,800	1,320	5,471	3,018	2,453	3,700	3,900	15,650	10,000
Crew Cab - 6'4" Box 4x4 - SLT / OUTDOORSMAN / BIGHORN / LONE STAR - RAMBOX												
3.0L DIESEL	A8	8HP70	3.55	6,950	1,120	5,826	3,244	2,582	3,900	3,900	13,500	7,500
3.0L DIESEL(*)	A8	8HP70	3.55	6,950	1,120	5,826	3,244	2,582	3,900	3,900	12,800	6,800
3.0L DIESEL	A8	8HP70	3.92	6,950	1,120	5,826	3,244	2,582	3,900	3,900	14,500	8,500
5.7L V8 HEMI	A8	8HP70	3.21	6,800	1,230	5,566	3,124	2,442	3,900	3,900	13,500	7,750
5.7L V8 HEMI	A8	8HP70	3.92	6,800	1,230	5,566	3,124	2,442	3,900	3,900	15,650	9,900
Crew Cab - 6'4" Box 4x4 - ST / TRADESMAN / EXPRESS - RAMBOX												
3.0L DIESEL	A8	8HP70	3.55	6,950	1,150	5,796	3,225	2,571	3,900	3,900	13,500	7,500
3.0L DIESEL	A8	8HP70	3.92	6,950	1,150	5,796	3,225	2,571	3,900	3,900	14,500	8,500
5.7L V8 HEMI	A6	65RFE	3.55	6,800	1,260	5,539	3,106	2,433	3,900	3,900	14,150	8,400
5.7L V8 HEMI	A6	65RFE	3.92	6,800	1,260	5,539	3,106	2,433	3,900	3,900	15,650	9,900
5.7L V8 HEMI	A8	8HP70	3.21	6,800	1,270	5,523	3,094	2,430	3,900	3,900	13,500	7,800
5.7L V8 HEMI	A8	8HP70	3.92	6,800	1,270	5,523	3,094	2,430	3,900	3,900	15,650	9,950
Crew Cab - 6'4" Box 4x4 - LARAMIE - RAMBOX												
3.0L DIESEL	A8	8HP70	3.55	6,950	960	5,984	3,368	2,616	3,900	3,900	12,800	6,600
3.0L DIESEL	A8	8HP70	3.92	6,950	960	5,984	3,368	2,616	3,900	3,900	14,500	8,300
5.7L V8 HEMI	A8	8HP70	3.21	6,800	1,080	5,712	3,237	2,475	3,900	3,900	13,500	7,600
5.7L V8 HEMI	A8	8HP70	3.92	6,800	1,080	5,712	3,237	2,475	3,900	3,900	15,650	9,750
Crew Cab - 6'4" Box 4x4 - LONGHORN - RAMBOX												
3.0L DIESEL	A8	8HP70	3.55	6,950	770	6,172	3,454	2,718	3,900	3,900	13,500	7,150
3.0L DIESEL	A8	8HP70	3.92	6,950	770	6,172	3,454	2,718	3,900	3,900	14,500	8,150
5.7L V8 HEMI	A8	8HP70	3.21	6,800	900	5,900	3,323	2,577	3,900	3,900	13,500	7,400
5.7L V8 HEMI	A8	8HP70	3.92	6,800	900	5,900	3,323	2,577	3,900	3,900	15,650	9,550



NOTE: BASE WEIGHTS CAN CHANGE

ENGINE	TRANS TYPE	TRANSMISSION	AXLE RATIO	GVWR	PAYLOAD	BASE WEIGHT			GAWR		GCWR	MAX TRAILER WGT
						TOTAL	FRONT	REAR	FRONT	REAR		
Crew Cab - 6'4" Box 4x4 - SPORT - RAMBOX												
5.7L V8 HEMI	A8	8HP70	3.21	6,800	1,140	5,657	3,178	2,479	3,900	3,900	13,500	7,650
5.7L V8 HEMI	A8	8HP70	3.92	6,800	1,140	5,657	3,178	2,479	3,900	3,900	15,650	9,800

(*) Big Horn or Lone Star

Notes:

1. All weights are shown in pounds unless otherwise stated. All payload and max trailer are ESTIMATED values.
2. Payload is rounded down to the nearest 10 lbs. Payload = GVWR - Base Wt. Maximum trailer weights are rounded down to the nearest 50 lbs.
3. Payload and maximum trailer weight are mutually exclusive. Additionally, the GAWRs and GVWRs should never be exceeded.
4. GCWR is a defined value from Vehicle Development in lbs. Base weights may change due to a production audit or product change.
5. GCW = Base weight + 150 lbs (Driver weight) + Max Trailer + 20 lbs
6. The recommended tongue weight is 10% for a conventional hitch and 20% for 5th wheel or gooseneck. The hitch rating should not be exceeded.
7. A weight distributing system is recommended for trailers over 5000 lbs. A 5th wheel or gooseneck hitch is required for trailers over 12,000 lbs.

• • •