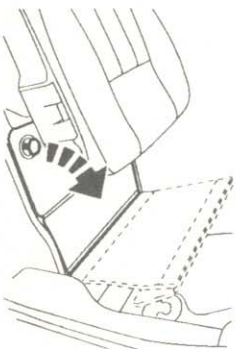


HOW TO STOW SECOND-ROW SEATS

I Before folding second-row seats into floors:

- MOVE FRONT SEAT FULLY FORWARD
- LOWER SECOND-ROW HEAD RESTRAINTS
- RAISE SECOND-ROW ARMRESTS
- CLOSE CUP HOLDER



2 OPEN SEAT STORAGE BIN COVER



3 LIFT ADJUSTER HANDLE AND SLIDE SECOND-ROW SEAT FORWARD, ALIGNING ARROWS



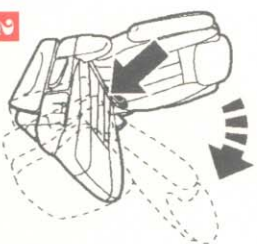
4 PULL UP ON RECLINER HANDLE FOLD SEAT BACK DOWN



5 PULL RELEASE STRAP AT REAR OF SEAT, TUMBLE SEAT INTO BIN



6 CLOSE STORAGE BIN COVER



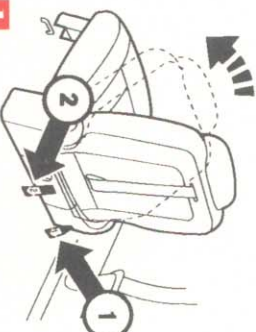
7 TO ACCESS THIRD-ROW SEATS PULL STRAP AND ROTATE SEAT FORWARD

TO DEPLOY SECOND-ROW SEATS USE REVERSE ORDER

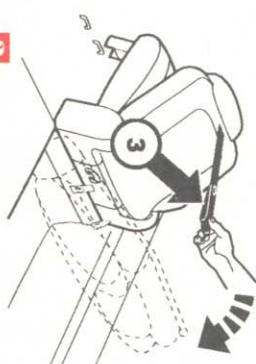
HOW TO STOW THIRD-ROW SEATS

Before folding third-row seats into floor, lower head restraints

THIRD-ROW SEAT STORAGE INSTRUCTIONS: PULL STRAPS 1-2-3

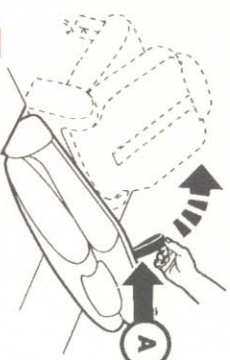


1 PULL STRAP "1" TO FOLD SEAT DOWN PULL STRAP "2" UNTIL YOU HEAR A "CLICK"



2 PULL STRAP "3" TO TUMBLE THE SEAT REARWARD INTO STORAGE BIN

THIRD-ROW SEAT SET UP INSTRUCTIONS: PULL STRAPS A-B-C



1 PULL STRAP "A" UP TO LIFT SEAT UP, PUSH SEAT FORWARD TO LATCH

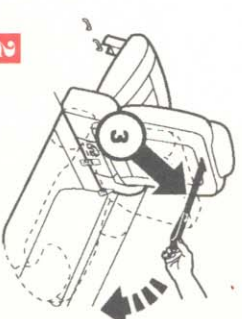


2 PULL STRAP "B" TO UNLOCK RECLINER, PULL STRAP "C" TO RAISE SEAT

TAILGATE MODE INSTRUCTIONS: PULL STRAPS 2 & 3



1 PULL STRAP "2"



2 PULL STRAP "3" TOWARD YOU