

CHECKER MOTORS CORP. KALAMAZOO, MICH.

EFFECTIVE APRIL 1973

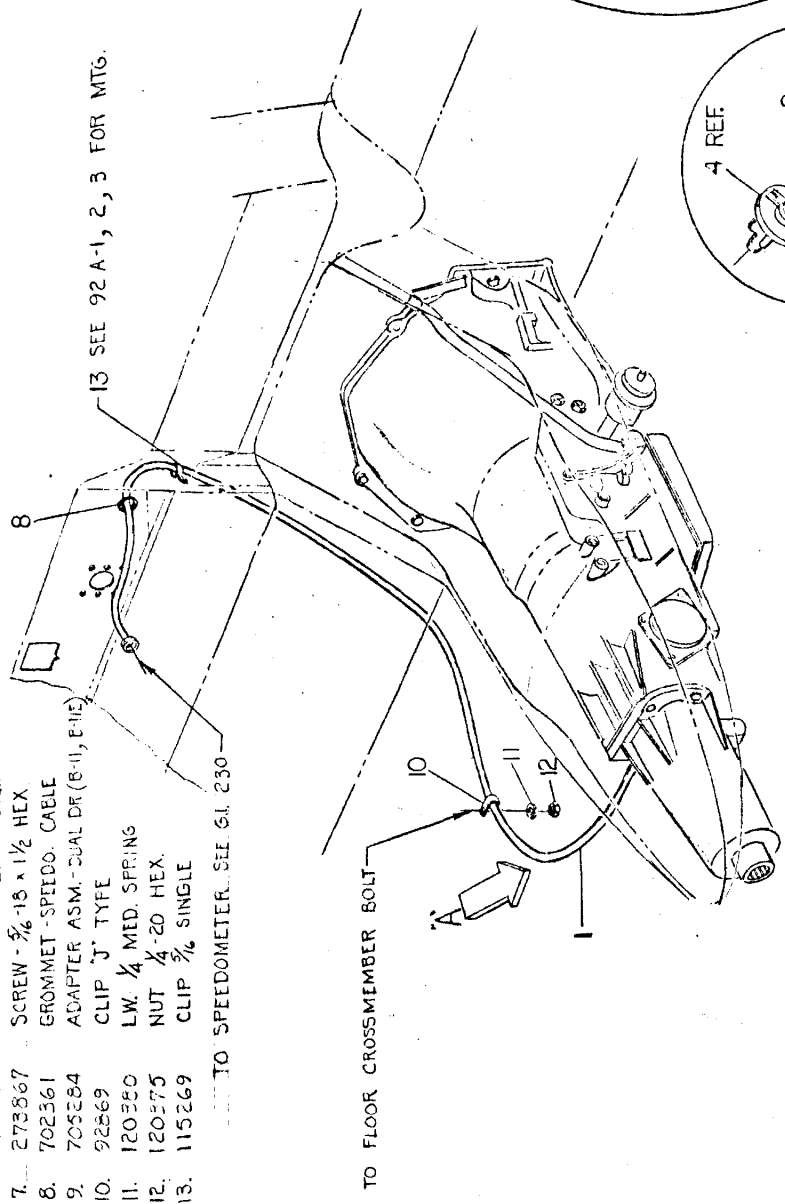
MODEL:	B-12	DATE	6-8-73	SHEET NO.	540B-1
B-11	B-12W	B-12WB		DWN.	
B-11E	B-12 W	B-12 W		CHK.	
GRAPHIC ILLUSTRATION			APPVD.		
SPEEDOMETER CABLE ROUTING			DATE		
SPEEDOMETER CABLE ROUTING			CHANGES		

1. 705150 CABLE ASM. - SPEEDOMETER
2. 706345 GEAR - SPEEDO. DRIVEN (45 T.) LT. BLUE (B-12WB)
3. 706386 GEAR - SPEEDO. DRIVEN (45 T.) PURPLE (B-11, B-11E, B-12, B-12E, B-12W)
4. 705221 SLEEVE & SEAL ASM. - SPEEDO. DR. GEAR.
5. 706347 SEAL - O' RING
6. 706346 RETAINER - SPEEDO. SLEEVE
7. 273867 SCREW -  $\frac{3}{16}$ " - 18 x  $1\frac{1}{2}$  HEX
8. 702361 GROMMET - SPEEDO. CABLE
9. 705284 ADAPTER ASM. - DUAL DR (B-11, B-11E)
10. 92869 CLIP 'J' TYPE
11. 120350 LW.  $\frac{1}{4}$  MED. SPRING
12. 120275 NUT  $\frac{1}{4}$ " - 20 HEX.
13. 115269 CLIP  $\frac{3}{16}$ " SINGLE

$\Delta$  10 - 15 LBS. FT. TORQUE  
 APPLY M11-103 TRANS. FLUID TO GEAR SHAFT AND 'O' RING SEAL BEFORE ASSEMBLY TO TRANSMISSION.

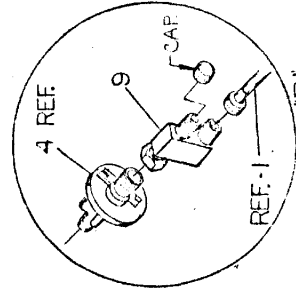
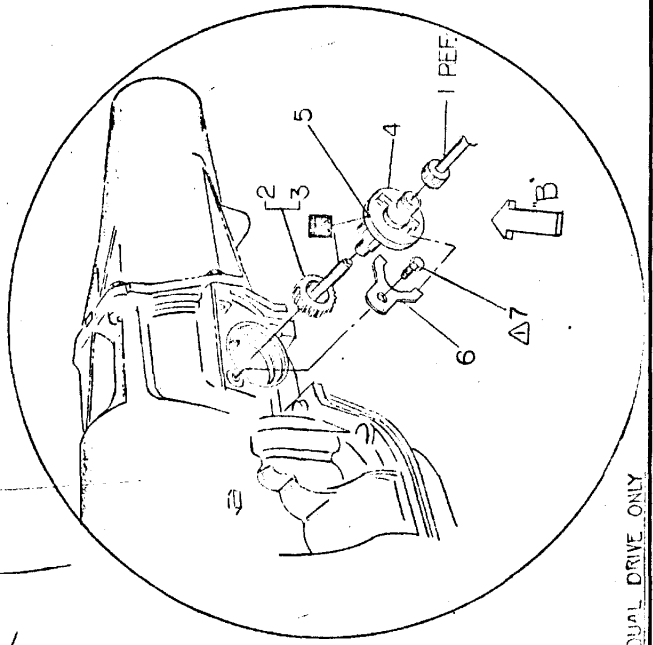
13 SEE 92A-1, 2, 3 FOR MTG.

TO SPEEDOMETER. SEE GI 230



TO FLOOR CROSSMEMBER BOLT

VIEW IN DIRECTION OF ARROW 'A'



VIEW IN DIRECTION OF ARROW 'B' - FOR DUAL DRIVE ONLY

CHECKER MOTORS CORP. KALAMAZOO, MICH.

EFFECTIVE MODEL YEAR 1974

SHEET NO. 360 B-1

DWN. \_\_\_\_\_  
CHK. \_\_\_\_\_  
APPVD. \_\_\_\_\_

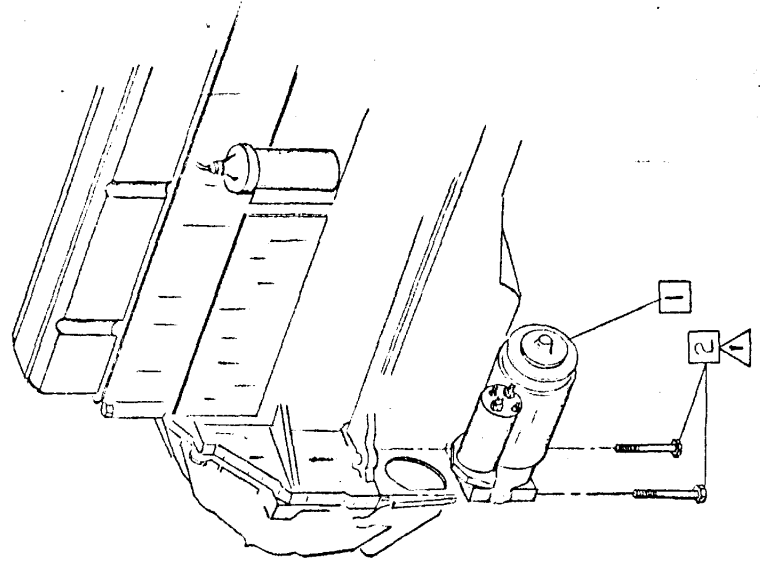
GRAPHIC ILLUSTRATION  
STARTING MOTOR MOUNTING - 6 CYL. HYDRA-MATIC

DATE  
6-8-73

MODEL:  
B-11  
B-12  
B-12W

1. 705222 MOTOR ASM. - STARTING 6 CYL.
2. 702202 BOLT 7/8-16 x 4 1/2 HEX. W/HO (2)

DATE	CHANGES



⚠ 30 - 40 LBS. FT. TORQUE