

CHECKER MOTORS CORP. KALAMAZOO, MICH.

EFFECTIVE OCT 1, 1970

SHEET NO. 70 A-1

DWN. DEKKER  
CHK. 9-21-70

GRAPHIC ILLUSTRATION  
BRAKES - HYDRAULIC SYSTEM - DISC

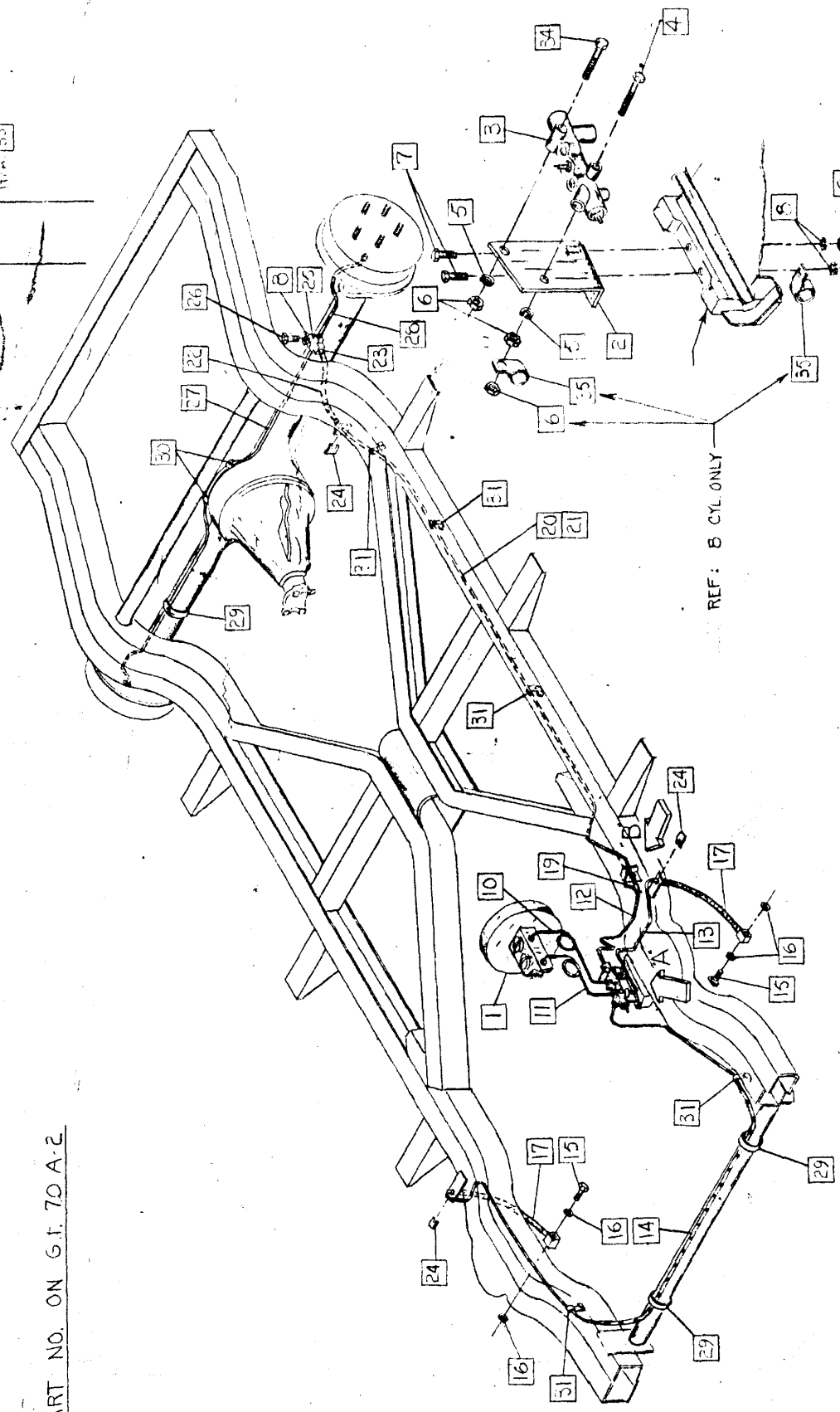
DATE  
9-10-70

MODEL:  
B-12  
B-12E  
B-12W

APPVD.

DATE	CHANGES
2-17-72	B Cyl. Note Added 1. Item 55

PART NO. ON G.I. 70 A-2



VIEW IN DIRECTION OF ARROW "A"

SK-2909

CHECKER MOTORS CORP. KALAMAZOO, MICH.

EFFECTIVE OCT 1, 1970

GRAPHIC ILLUSTRATION

DWN. DESK. CHK. 21-72

SHEET NO.: 70 A-2

DATE

9-11-70

MODEL:

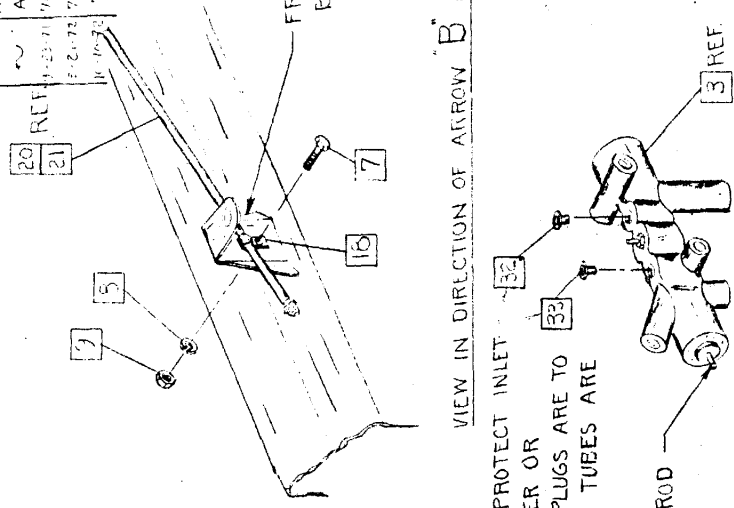
B-11  
B-12E  
B-12W

BRAKES - HYDRAULIC SYSTEM. - DISC.

APPVD.

1. 703765 CYLINDER ASM. - POWER BR. DISC
2. 704565 BRACKET-BRAKE COMB. VALVE
3. 703767 VALVE ASM. - COMB. PROP. + METERING
4. 180087 BOLT  $\frac{5}{16}$  - 18 \* 2 HEX.
5. 120214 L.W.  $\frac{3}{16}$  MED. SPR. (3)
6. 120376 NUT  $\frac{3}{16}$  - 15 HEX. (3)
7. 121567 BOLT  $\frac{1}{4}$  - 20 \*  $\frac{3}{4}$  HEX. (3)
8. 120350 L.W.  $\frac{1}{4}$  MED. SPR. (4)
9. 120375 NUT  $\frac{1}{4}$  - 20 HEX. (3)
10. 703726 TUBE ASM. - MASTER CYL. TO COMB. VLV. RR. INL.
11. 703934 TUBE ASM. - MASTER CYL. TO COMB. VLV. FRT. INL.
12. 703827 TUBE ASM. - COMB. VLV. RR. OUTLET TO UNION.
13. 703526 TUBE ASM. - COMB. VLV. TO LEFT FRT. BRK.
14. 705097 TUBE ASM. - COMB. VLV. TO RIGHT FRT. BRK.
15. 704565 FITTING - BRK. HOSE BOLT (2)
16. 23138 GASKET (4)
17. 705731 HOSE ASM. - BRAKE (2)
18. 80361 CLIP
19. 137412 UNION  $\frac{3}{16}$  INV. FLARE TUBE
20. 701899 TUBE ASM. - UNION TO RR. BRK. HOSE - (120 WB)
21. 701900 TUBE ASM. - UNION TO RR. BRK. HOSE - (129 WB)
22. 703252 HOSE ASM. - BRAKE REAR.
23. 94411 GASKET - HOSE
24. 70875 CLIP - BRK. HOSE (3)
25. 94386 FITTING - REAR AXLE TEE
26. 123461 BOLT  $\frac{1}{4}$  - 28 \* 1 HEX.
27. 93955 TUBE ASM. - RR. AXLE TEE TO RH. BRK.
28. 93950 TUBE ASM. - RR. AXLE TEE TO LH.
29. 80345 CLAMP ASM. - BRK. + FUEL LINES (3)
30. 80352 CLIP  $\frac{1}{2}$  HOLE - J TYPE (2)
31. 626048 CLIP (5)
32. 626872 CAPPLUG  $\frac{7}{16}$  - 24 HOLE
33. 626873 CAPFLUG  $\frac{1}{2}$  - 20 HOLE
34. 150059 BOLT  $\frac{3}{16}$  - 18 \* 2  $\frac{1}{4}$  HEX.
35. 702221 CLIP  $\frac{1}{16}$  CLOSED. (2)

CHANGE'S	
3-25-70	6-26572 WAS 626569
~	6-26573 WAS 626570
10-27-70	150059 WAS 150057, 626532
~	ADDED (1) 120214 + (1) 120376
~	ADDED
11-17-70	703726 + 934 WITH 702221 + 934
12-21-70	705097 WAS 705829
11-17-70	703731 WAS 622532



NOTE: PLUGS 32 + 33 MUST PROTECT INLET PORTS FROM ANY WATER OR FOREIGN MATERIAL. PLUGS ARE TO BE DISCARDED WHEN TUBES ARE ASM. TO VALVE.

BLEEDING INSTRUCTIONS:  
FOR PRODUCTION; USING CHECKER TOOL NO. TS-14557  
FOR SERVICE; USING CHECKER TOOL NO. TS-14557 OR  
KELSEY HAYES LEVER NO. D-94464, FULL ROD WITH  
A FORCE OF 25-38 IN. LBS. FOR A MIN. TRAVEL OF  $\frac{3}{32}$ .

CHECKER MOTORS CORP. KALAMAZOO, MICH.

EFFECTIVE OCT 1, 1970

MODEL:

E-12W8

DATE:

3-17-71

GRAPHIC ILLUSTRATION

BRAKES - HYDRAULIC SYSTEM.

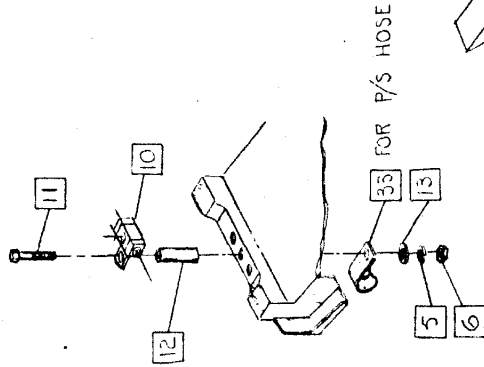
DWN. DESK

CHK. 1574-2-71

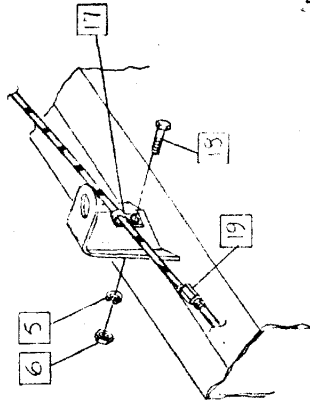
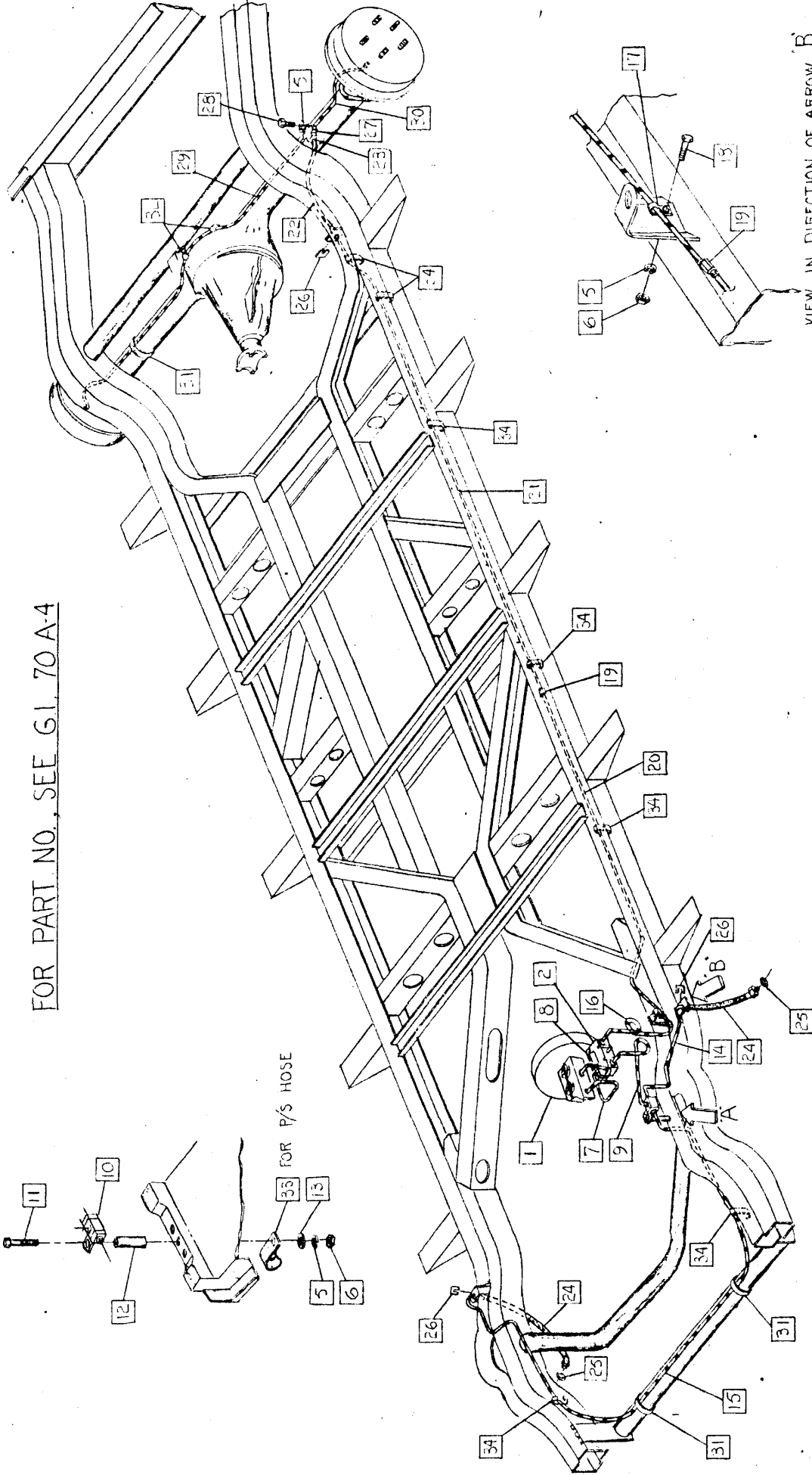
SHEET NO. 70 A-3

APPVD.

VIEW IN DIRECTION OF ARROW 'A'



FOR PART NO. SEE G.I. 70 A-4



VIEW IN DIRECTION OF ARROW 'B'

EFFECTIVE OCT 15 1970

CHECKER MOTORS CORP. KALAMAZOO, MICH.

GRAPHIC ILLUSTRATION

BRAKES - HYDRAULIC SYSTEM.

DWN. DEKKA  
CHK. 703471

SHEET NO. 70 A-4

APPVD.

DATE

3-17-71

MODEL:

B-12W8

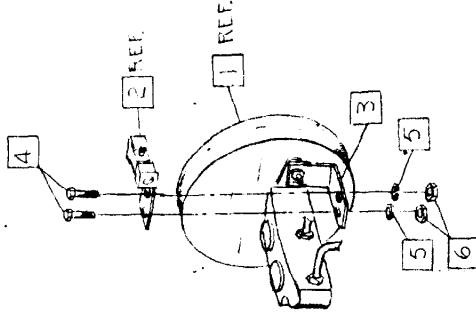
DATE

3-21-72 705095 Was 703477

CHANGES

1. 703762 CYLINDER ASM. - POWER BRAKE
2. 701523 VALVE ASM. - DUAL BRAKE SYS. WARN.
3. 704051 BRACKET - DUAL BRAKE SYS. WARN.
4. 120706 BOLT  $\frac{1}{4}$ -20 x  $\frac{1}{2}$  HEX. (2)
5. 120360 LW.  $\frac{1}{4}$  MED. SPRING (5)
6. 120375 NUT  $\frac{1}{4}$ -20 HEX. (4)
7. 701895 TUBE ASM. - MASTER CYL. TO WARN. VALVE - FRT.
8. 701896 TUBE ASM. - MASTER CYL. TO WARN. VALVE - REAR
9. 703471 TUBE ASM. - WARN. VALVE TO JUNCTION
10. 704585 JUNCTION - BRAKE TUBE
11. 121973 BOLT  $\frac{1}{4}$ -20 x  $2\frac{3}{4}$  HEX.
12. 702997 SPACER - BRAKE TUBE JUNCTION
13. 120392 WASHER  $\frac{3}{32}$  ID. x  $\frac{3}{8}$  OD.
14. 703476 TUBE ASM. - JUNCTION TO BRAKE HOSE L.H.
15. 705098 TUBE ASM. - JUNCTION TO BRAKE HOSE R.H.
16. 701896 TUBE ASM. - BRAKE WARN. VALVE TO UNION
17. 80361 CLIP  $\frac{3}{16}$  TUBE
18. 121667 BOLT  $\frac{1}{4}$ -20 x  $\frac{3}{8}$  HEX.
19. 137412 UNION  $\frac{3}{16}$  INV. FLARE (2)
20. 701599 TUBE ASM. - UNION TO REAR BRAKE HOSE
21. 95555 TUBE ASM. - UNION TO REAR BRAKE HOSE
22. 703252 HOSE ASM. - BRAKE - REAR
23. 94411 GASKET - HOSE
24. 703513 HOSE ASM. - FRT. BRAKE (2)
25. 23138 GASKET - BRAKE HOSE - FRT. (2)
26. 70875 CLIP - BRAKE HOSE (3)
27. 94386 FITTING - REAR AXLE TEE
28. 123461 BOLT  $\frac{1}{4}$ -26 x 1 HEX.
29. 701368 TUBE ASM. - REAR AXLE TEE TO R.H. BRAKE
30. 701367 TUBE ASM. - REAR AXLE TEE TO L.H. BRAKE
31. 80345 CLAMP ASM. - BRAKE + FUEL LINE (3)
32. 80352 CLIP  $\frac{1}{2}$  HOLE "J" TYPE (2)
33. 702221 CLAMP  $\frac{1}{4}$  DIA. CLOSED.
34. 626848 CLIP (7)
35. MI-112 FLUID - BRAKE (30 OZ APPROX.)

AFTER BRAKES HAVE BEEN BLED, FILL TO CAP.



MTG. OF VALVE ASM. - BRAKE WARN.