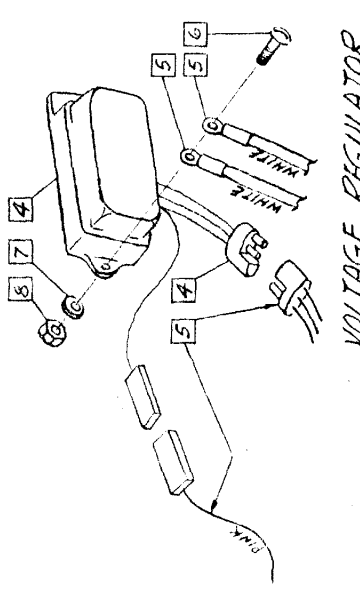
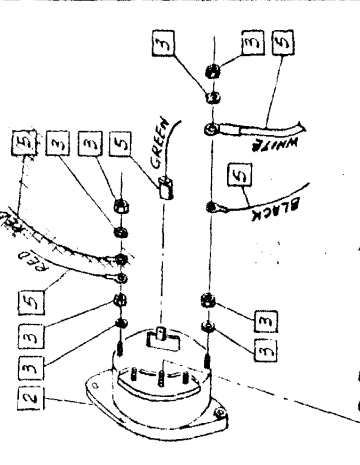
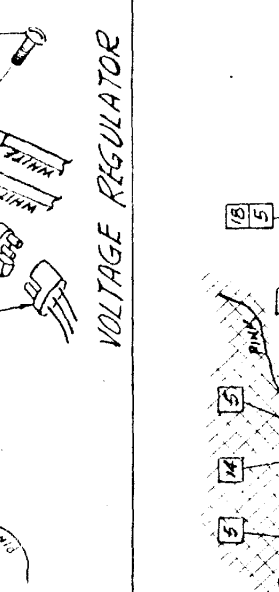
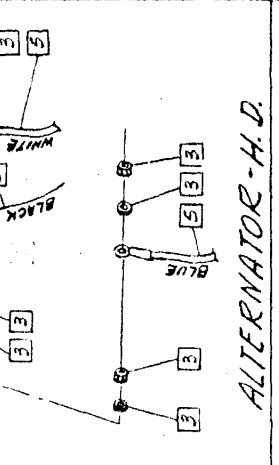


REVISED: 5-13-64 JK, JKL, KAD
 100
 1-66/3-20-67

CHECKER MOTORS CORP., KALAMAZOO, MICH.

MODEL B-11 CHASSIS	DATE 5-12-64	GRAPHIC ILLUSTRATION	SHEET NO. 469
ALSO APPLIES TO B-12 B-13 B-14 B-15 B-16 B-17 B-18 B-19 B-20 B-21 B-22 B-23 B-24 B-25 B-26 B-27 B-28 B-29 B-30 B-31 B-32 B-33 B-34 B-35 B-36 B-37 B-38 B-39 B-40 B-41 B-42 B-43 B-44 B-45 B-46 B-47 B-48 B-49 B-50 B-51 B-52 B-53 B-54 B-55 B-56 B-57 B-58 B-59 B-60 B-61 B-62 B-63 B-64 B-65 B-66 B-67 B-68 B-69 B-70 B-71 B-72 B-73 B-74 B-75 B-76 B-77 B-78 B-79 B-80 B-81 B-82 B-83 B-84 B-85 B-86 B-87 B-88 B-89 B-90 B-91 B-92 B-93 B-94 B-95 B-96 B-97 B-98 B-99 B-100		ELECTRICAL - ALT., REG. & HORN WIRING	DWN. KERNEY CHK. APR/64
<ul style="list-style-type: none"> 1 70189 - ALTERNATOR - STD. 2 70190 - ALTERNATOR - H.D. 3 FURN. IN ALTERNATOR 4 701638 - VOLTAGE REGULATOR 5 PART OF HARNESS # 701640 6 120221 - SCREW (3) 7 178378 - L.W. (5) 8 120361 - NUT (5) 		 <p style="text-align: center;">VOLTAGE REGULATOR</p>	 <p style="text-align: center;">ALTERNATOR - H.D.</p>
<ul style="list-style-type: none"> 9 97626 - HORN ASSEM. - HI 10 97627 - HORN ASSEM. - LO 11 93907 - RELAY - HORN 12 93227 - CIRCUIT BREAKER - HORN 13 97431 - RESISTOR ASSEM. - HORN FIELD 14 97574 - WIRE HARNESS 15 120217 - L.W. (2) 16 120614 - NUT (4) 17 INSERT WIRE TERMINAL IN VACANT POSITION OF 15 18 		 <p style="text-align: center;">HORN</p>	 <p style="text-align: center;">ALTERNATOR - STD.</p>