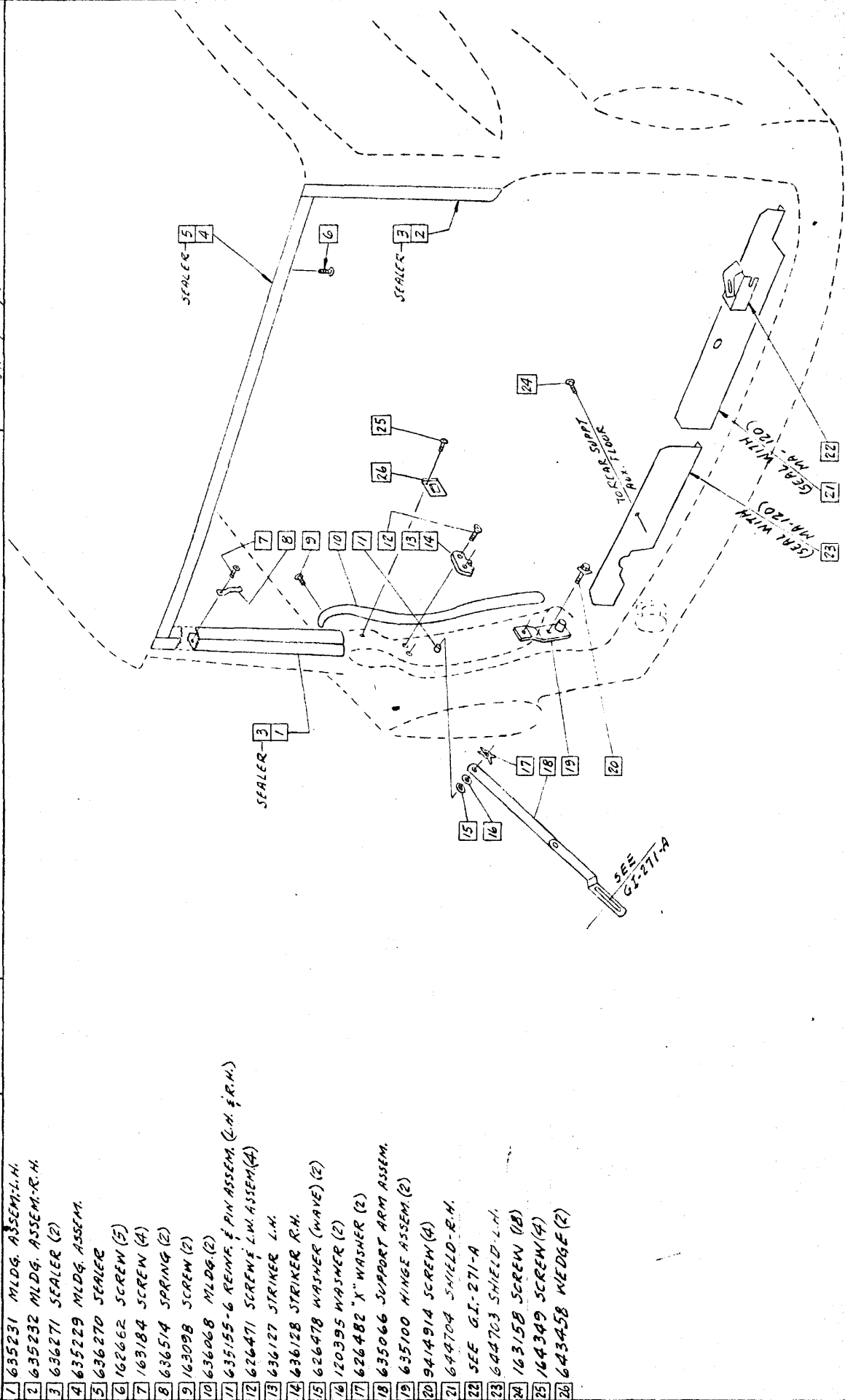


REVISED 8-12-66 / 11-16-66

CHECKER MOTORS CORP., KALAMAZOO, MICH.

MODEL A-12W	DATE 7-26-65	SHEET No. 271
A-12W6 BODY	GRAPHIC ILLUSTRATION	DWM. KERNEY
A-12WB	TAILGATE - MANUAL	CHK. HBS 7/23/65
		APPROV. IN 7/23/65



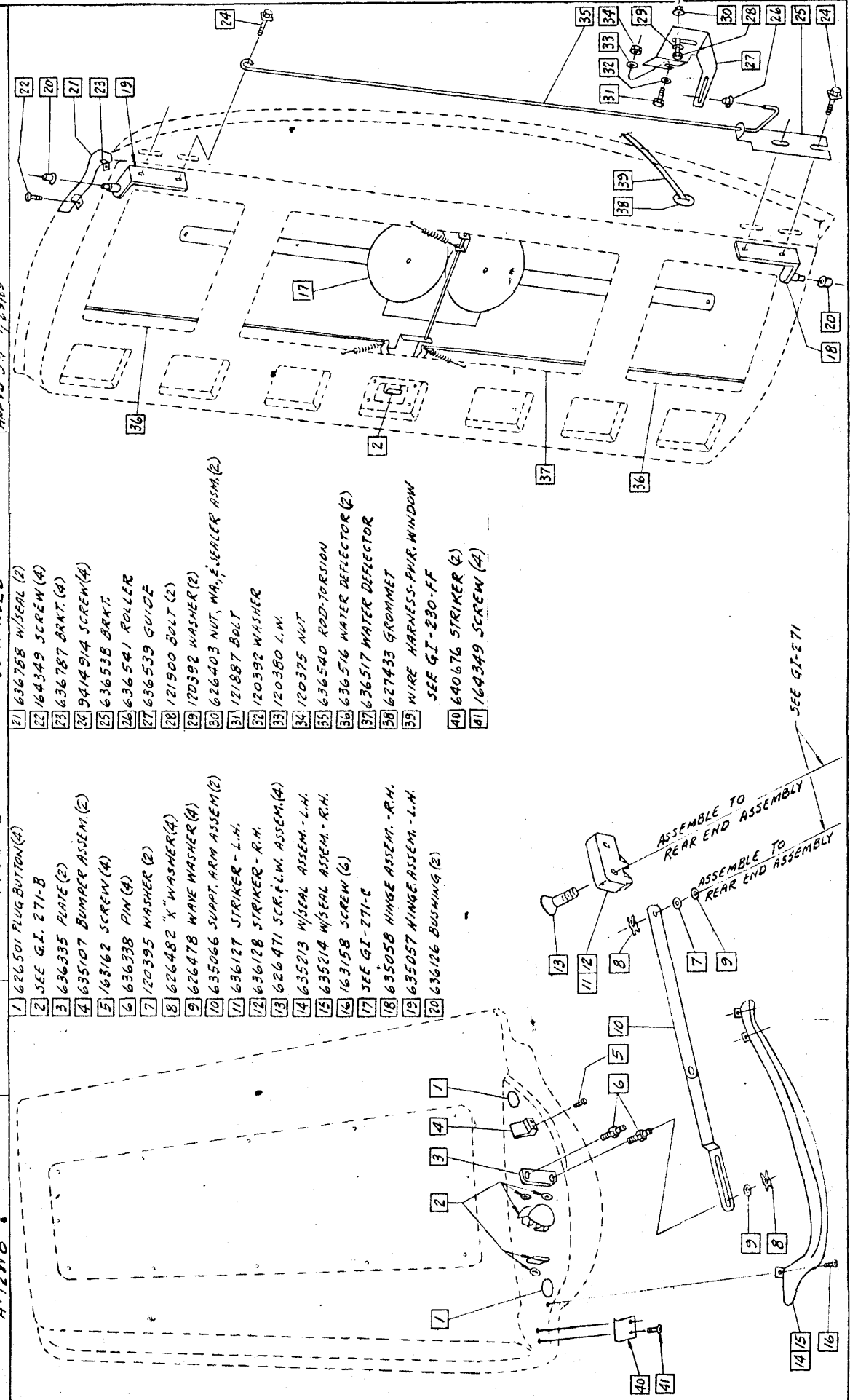
- 1 635231 MLDG. ASSEM. L.H.
- 2 635232 MLDG. ASSEM. R.H.
- 3 636271 SEALER (2)
- 4 635229 MLDG. ASSEM.
- 5 636270 SEALER
- 6 162662 SCREW (5)
- 7 163184 SPRING (4)
- 8 636514 SCREW (2)
- 9 163098 SCREW (2)
- 10 636068 MLDG. (2)
- 11 635155-6 REINS. & PIN ASSEM. (L.H. & R.H.)
- 12 626471 SCREWS L.H. ASSEM. (4)
- 13 636127 STRIKER L.H.
- 14 636128 STRIKER R.H.
- 15 626478 WASHER (WAVE) (2)
- 16 120395 WASHER (2)
- 17 626482 "X" WASHER (2)
- 18 635066 SUPPORT ARM ASSEM.
- 19 635100 HINGE ASSEM. (2)
- 20 941491A SCREW (4)
- 21 644704 SHIELD-R.H.
- 22 SEE G.I.-271-A
- 23 644703 SHIELD-L.H.
- 24 163158 SCREW (18)
- 25 164349 SCREW (4)
- 26 643458 WEDGE (2)

(1) ADDL. COPY BODY ENGR.

CHECKER MOTORS CORP., KALAMAZOO, MICH.

MODEL A-12W A-12WB BODY DATE 7-26-65 GRAPHIC ILLUSTRATION TAILGATE - MANUAL - CONTINUED SHEET NO. 271-A

DWM KERNEY
CHK 723/65 HBA
APPROV. J. J. [unclear]



- 1 626501 PLUG BUTTON (A)
- 2 SEE GI. 271-B
- 3 636335 PLATE (2)
- 4 635107 BUMPER ASSEM. (2)
- 5 63162 SCREW (A)
- 6 636338 PIN (A)
- 7 120395 WASHER (2)
- 8 626482 "X" WASHER (A)
- 9 626478 WAVE WASHER (A)
- 10 635066 SUPPT. ARM ASSEM. (2)
- 11 636127 STRIKER - L.H.
- 12 636128 STRIKER - R.H.
- 13 626471 SCR. & L.W. ASSEM. (A)
- 14 635213 W/SEAL ASSEM. - L.H.
- 15 635214 W/SEAL ASSEM. - R.H.
- 16 163158 SCREW (6)
- 17 SEE GI. 271-C
- 18 635058 HINGE ASSEM. - R.H.
- 19 635057 HINGE ASSEM. - L.H.
- 20 636126 BUSHING (2)
- 21 636755 W/SEAL (2)
- 22 64349 SCREW (4)
- 23 636787 BRKT. (4)
- 24 9414914 SCREW (4)
- 25 636538 BRKT.
- 26 636541 ROLLER
- 27 636539 GUIDE
- 28 121900 BOLT (2)
- 29 120392 WASHER (2)
- 30 626403 NUT, WAVE SEALER ASM. (2)
- 31 121887 BOLT
- 32 120392 WASHER
- 33 120380 L.W.
- 34 120375 NUT
- 35 636540 ROD-TORSION
- 36 636576 WATER DEFLECTOR (2)
- 37 636517 WATER DEFLECTOR
- 38 627433 GROMMET
- 39 WIRE HARNESS-PWR. WINDOW
SEE GI-230-FF
- 40 640676 STRIKER (4)
- 41 64349 SCREW (4)

ASSEMBLE TO REAR END ASSEMBLY

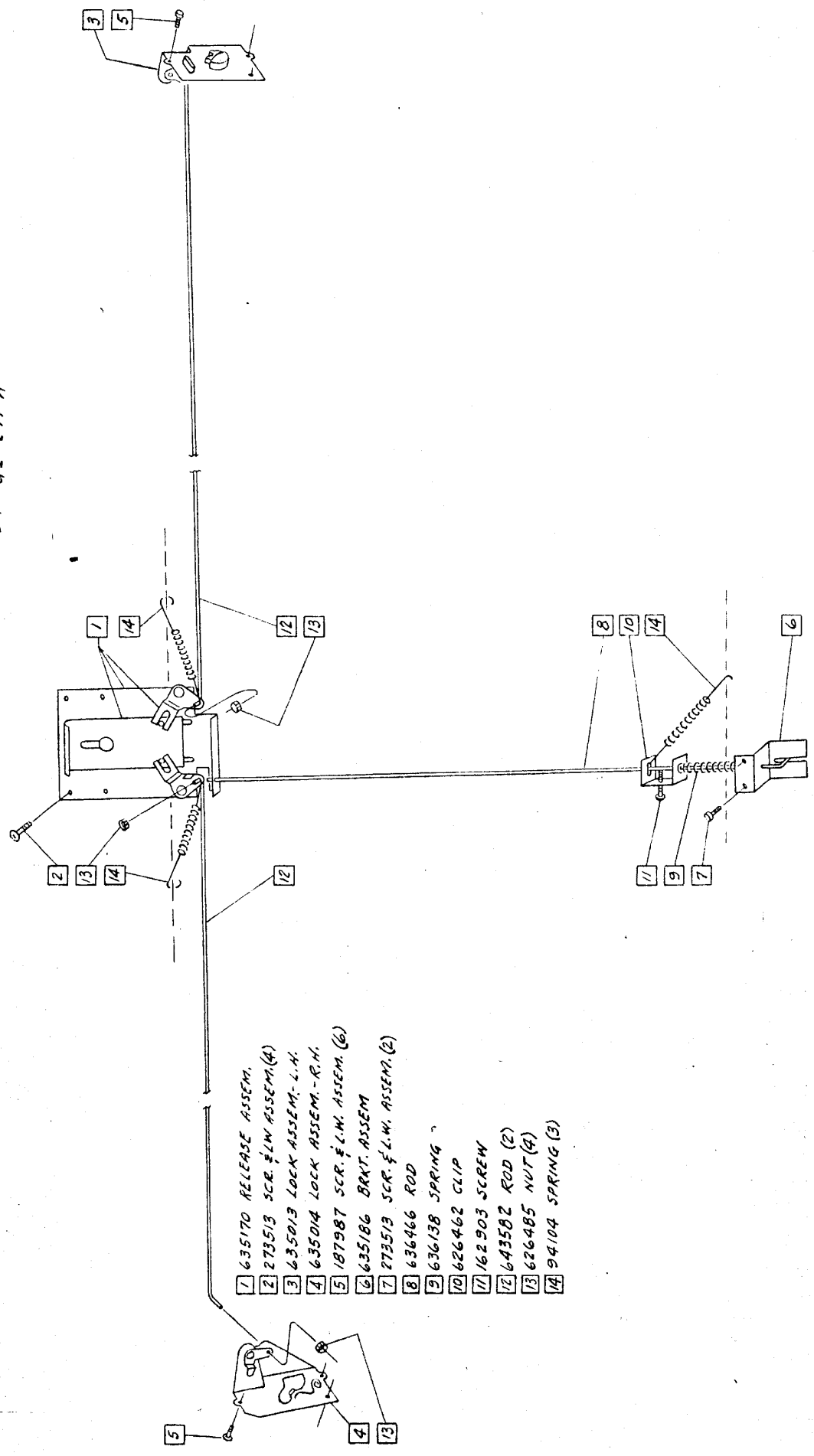
ASSEMBLE TO REAR END ASSEMBLY

SEE GI-271

CHECKER MOTORS CORP., KALAMAZOO, MICH.

MODEL A-12W A-12WB	DATE 7-26-65	GRAPHIC ILLUSTRATION	SHEET NO. 271-B
		TAILGATE - MANUAL - CONTINUED	
		DWY. KERNEY	
		CHK. HBS 7/23/65	
		APPROV. 7/23/65	

THIS ASSEMBLY SHOWN IN POSITION IN T/S ON GI-271-A

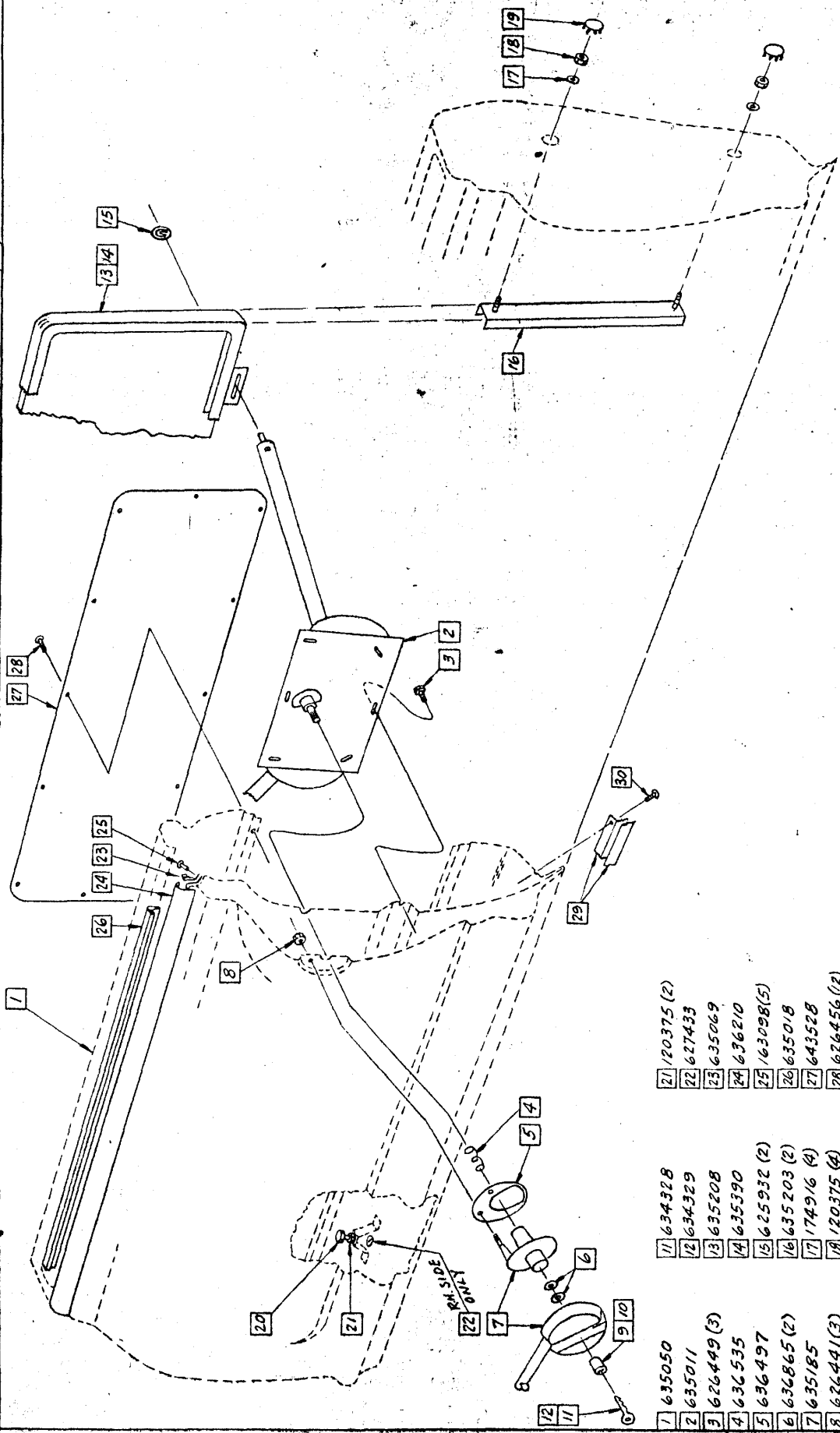


- 1 635170 RELEASE ASSEM.
- 2 273513 SCR. F.L.W. ASSEM. (4)
- 3 635013 LOCK ASSEM. - L.H.
- 4 635014 LOCK ASSEM. - R.H.
- 5 187987 SCR. F.L.W. ASSEM. (6)
- 6 635186 BRKT. ASSEM
- 7 273513 SCR. F.L.W. ASSEM. (2)
- 8 636466 ROD
- 9 636138 SPRING
- 10 626462 CLIP
- 11 162903 SCREW
- 12 643582 ROD (2)
- 13 626485 NUT (4)
- 14 94104 SPRING (3)

CHECKER MOTORS CORP., KALAMAZOO, MICH.

MODEL A-12W6 BODY DATE 7-26-65
 A-12W8
 DWG. KERNEY SHEET No. 271-C
 CHK. HES. 7/29/65
 APPROV. S.N. 7/23/65

GRAPHIC ILLUSTRATION
 TAILGATE - MANUAL - CONTINUED



1	635050	21	120375 (2)
2	635011	22	627433
3	626449 (3)	23	635069
4	636535	24	636210
5	636497	25	163098(5)
6	636865 (2)	26	635018
7	635185	27	643528
8	626441(3)	28	626456 (2)
9	635249	29	635228
10	633245	30	163162 (5)
11	634328		
12	634329		
13	635208		
14	635390		
15	625932 (2)		
16	635203 (2)		
17	174916 (4)		
18	120375 (4)		
19	626501(4)		
20	635049 (2)		

(1) ADDL. COPY BODY ENGR.