

REVISED: 9-11-64 / 5-11-65 / 6-7-65 / 10-11-65 / 3-10-66

CHECKER MOTORS CORP., KALAMAZOO, MICH.

MODEL B11 CHASSIS DATE 4-30-64 SHEET NO. 235

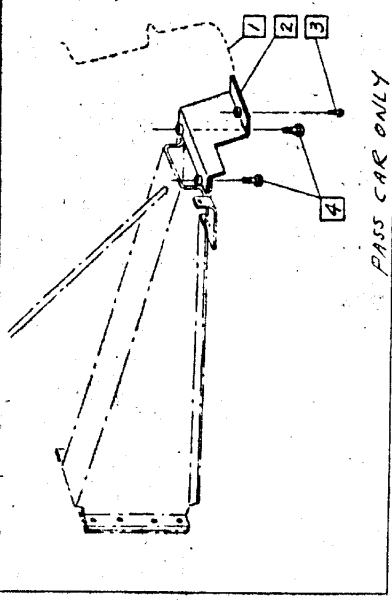
APPLIES TO B12 B12W B12WG B12WB B12WB8 B12WB8

GRAPHIC ILLUSTRATION POWER BRAKE & PEDAL SUPPT. V-8

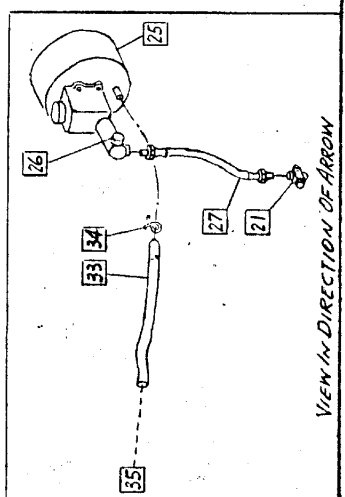
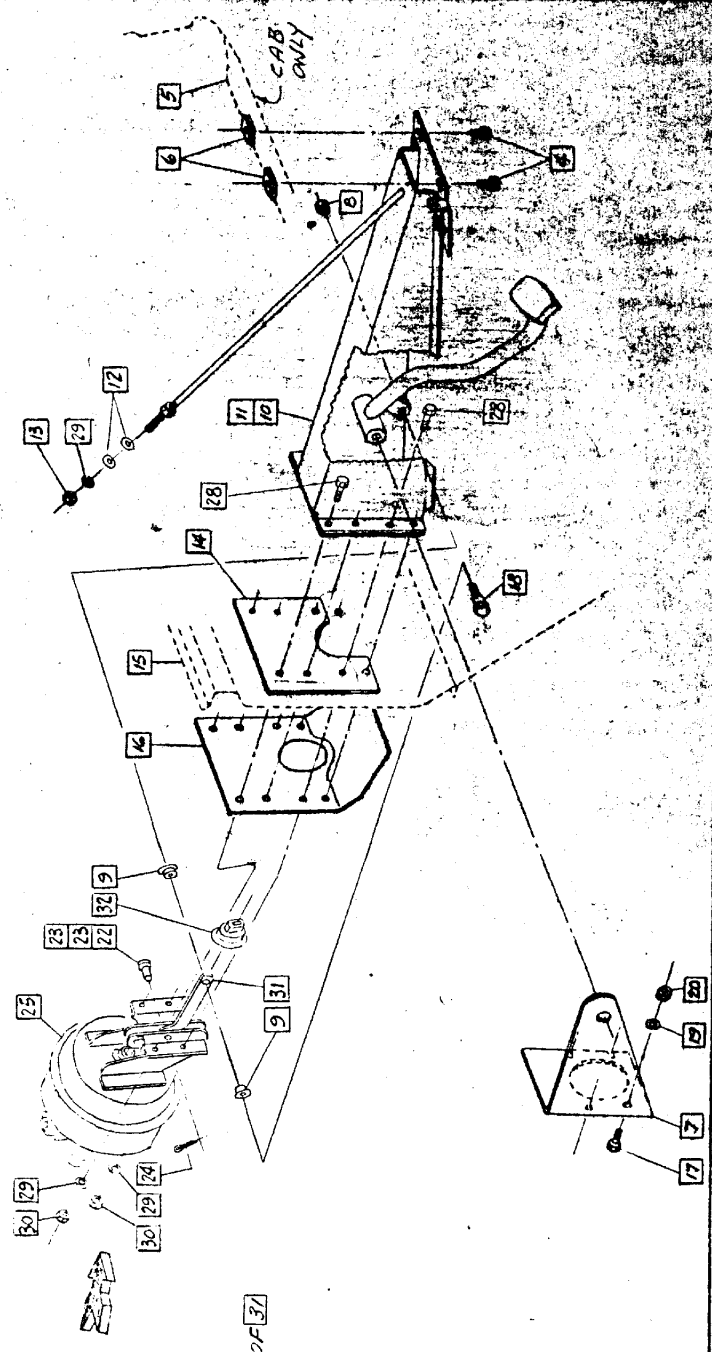
701246 - HOSE ASSEM.
 181637 - BOLT (4)
 120382 - L.W.I.S.
 120369 - NUT (4)
 702856 - LINK
 18595 - GUARD
 702294 - HOSE
 272846 - CLAMP
 SEE SHEET 217

- 1 INSTR. PANEL - ASS. CAB.
- 2 64514 - BOLT / NUT ASSEM.
- 3 127671 - SCREW
- 4 181595 - BOLT (2)
- 5 INSTR. PANEL - CAB
- 6 92455 - NUT / INT. ASSEM. (2)
- 7 98509 - BOLT - STD. TRANS. ONLY
- 8 442828 - NUT
- 9 22452 - BUSHING (2)
- 10 701455 - PEDAL SUPPT. ASSEM. - STD. TRANS.
- 11 701455 - PEDAL SUPPT. ASSEM. - AUTO. TRANS.
- 12 120394 - WASHER (2)
- 13 120369 - NUT
- 14 640754 - NAIL - REA. ALLOWED TO [25]
- 15 DASH PANEL
- 16 702121 - PLATE
- 17 181595 - BOLT (4) - STD. TRANS. ONLY
- 18 95431 - BOLT
- 19 180814 - SYM. WASHER (4) - STD. TRANS. ONLY
- 20 120368 - NUT (4) - STD. TRANS. ONLY
- 21 JUNCTION - REF. SEE SHEET 218
- 22 114785 - CLEVIS PIN
- 23 626483 - SPRING WASHER (2) - ONE EACH SIDE OF [31]
- 24 103973 - COTTER PIN
- 25 TO INJECT - MASTER VAC
- 26 24693 - STOP LIGHT SWITCH

OBSCURE PART #155
 PER ILLUSTRATION



PASS CAR ONLY



VIEW IN DIRECTION OF ARROW

CHECKER MOTOR CORP. KALAMAZOO, MICHIGAN

GRAPHIC ILLUSTRATION

BRAKES - POWER

MODEL: B-11 CHASSIS DATE: 2-20-67

CHK KING 12-30-66
CHK RES 12-30-66
APP'D

SHEET NO. 235-A

FER MEMO F155

1 641514 BRKT & NUT ASSEM

2 189129 SCREW

3 120350 L.W. (4)

4 120392 WASHER

5 626290 NUT RET.

6 181595 BOLT (2)

7 92435 NUT & RET. ASSEM. (2)

8 701799 PEDAL SUPT. - STD. TRANS.

9 701800 PEDAL SUPT. - STD. TRANS. (AEROBUS)

10 701802 PEDAL SUPT. - AUTO TRANS.

11 704051 BRACKET

12 120352 L.W. (2)

13 120369 NUT (4)

14 120394 WASHER (8)

15 120352 L.W.

16 120369 NUT

17 114785 CLEVIS PIN

18 103373 COTTER PIN

19 701784 CYL. ASSEM. - POWER BRAKE

20 701823 VALVE ASSEM.

21 701895 TUBE ASSEM.

22 701896 TUBE ASSEM.

23 701897 TUBE ASSEM.

24 701898 TUBE ASSEM.

25 94414 JUNCTION

26 701902 TUBE ASSEM. TO RT. FRT. BRAKE

27 444571 PIPE PLUG

28 701901 TUBE ASSEM.

29 701899 TUBE ASSEM.

30 701900 TUBE ASSEM. (BITE SIZE ONLY)

31 120706 BOLT (2)

32 120380 LOCKWASHER (3)

33 120375 NUT (3)

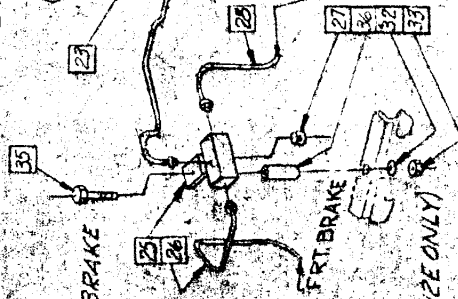
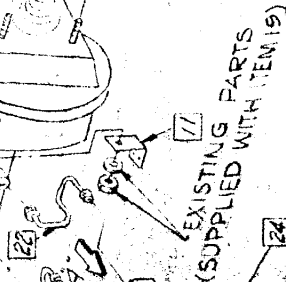
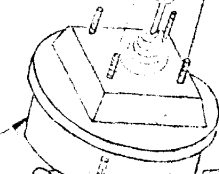
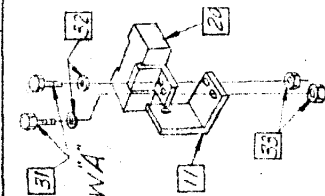
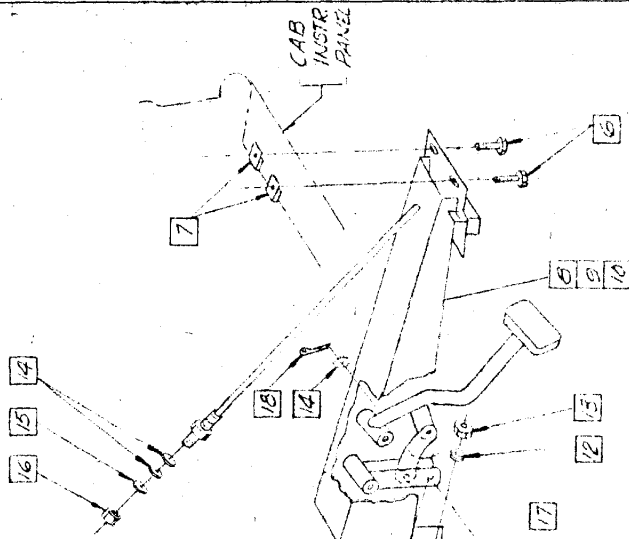
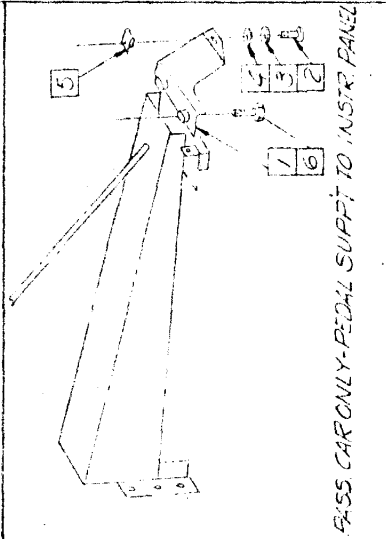
34 157412 UNION

35 121960 BOLT

36 70E997 SPACER

REMOVE SWITCH FROM ITEM 20 BEFORE BLEEDING BRAKES

VIEW ARROW A



EXISTING PARTS (SUPPLIED WITH ITEM 19)

TO REAR BRAKES

TO LEFT FRT. BRAKE

TO RT. FRT. BRAKE

TO LEFT FRT. BRAKE