

REVISED & REDRAWN: 8-13-64 / REVISED: 5-11-64 / 5-13-65 / B-31-65 / 10-18-66

CHECKER MOTORS CORP., KALAMAZOO, MICH.

MODEL B-11 CHASSIS B-12WB  
 ALSO B-12 B-12M B-12WB  
 APPLIES TO B-12M B-12WB

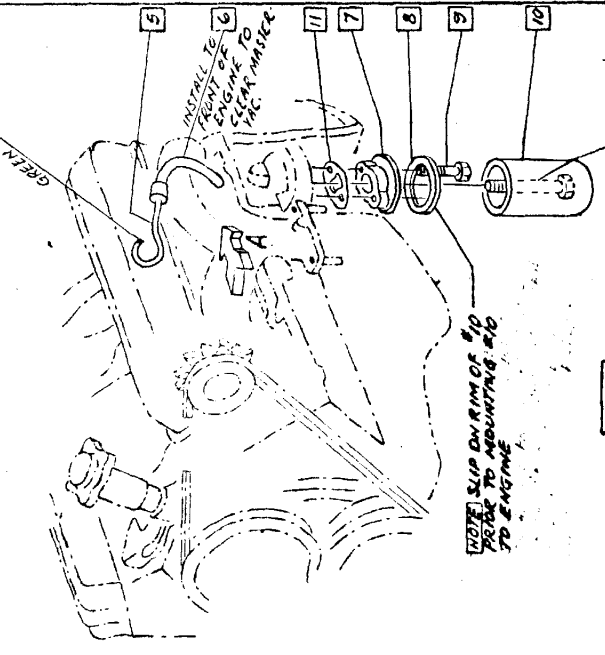
DATE 2-26-64

GRAPHIC ILLUSTRATIONS

OIL FILTER 6 CYL. & V-8

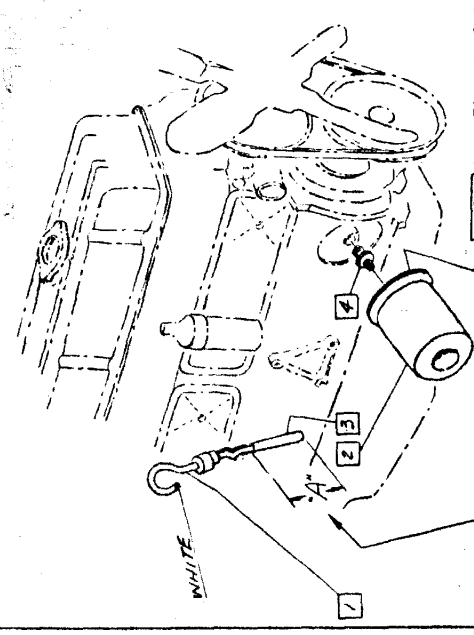
SHEET NO. 632

DANN KERNEY  
 CHG. ENGINEER 1/10/64  
 RAPID.



- 1 (SEE BELOW) - GAGE ASSEM.-OIL LEVEL
- 2 701069 - FILTER ASSEM.
- 3 (SEE BELOW) - TUBE
- 4 702110 - CONNECTOR
- 5 (SEE BELOW) - GAGE ASSEM.-OIL LEVEL
- 6 (SEE BELOW) - TUBE
- 7 701141 - VALVE ASSEM.
- 8 702281 - GASKET
- 9 100111 - BOLT (2)
- 10 701222 - FILTER ASSEM.
- 11 702902 - GASKET

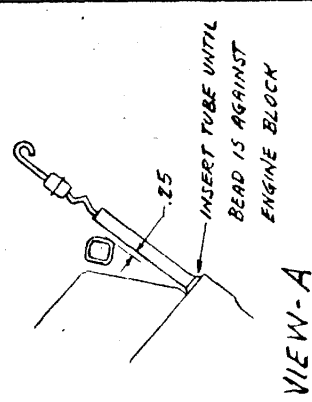
- 1 30 - 40 LBS. FT.
- 2 39 - 49 LBS. IN.
- 3 10 - 15 LBS. FT.
- 4 20 - 25 LBS. FT.



CAUTION: SLOW TAKE-UP FOR COMPRESSION OF GASKET IS NECESSARY TO PREVENT DAMAGE TO GASKET. OVER TIGHTENING WILL RUPTURE FILTER CAN.

6 CYL.

	1964	1965	1966	1967
1 GAGE ASSEM.-OIL LEVEL	701057	701313	701545	701545
3 TUBE	701058	702420	702709	702709
"A" DIMENSION	3.02	3.58	5.46	5.46
5 GAGE ASSEM.-OIL LEVEL	701139	701328	701328	701328
6 TUBE	702184	702455	702455	702901



OBsolete

V-8  
K-8