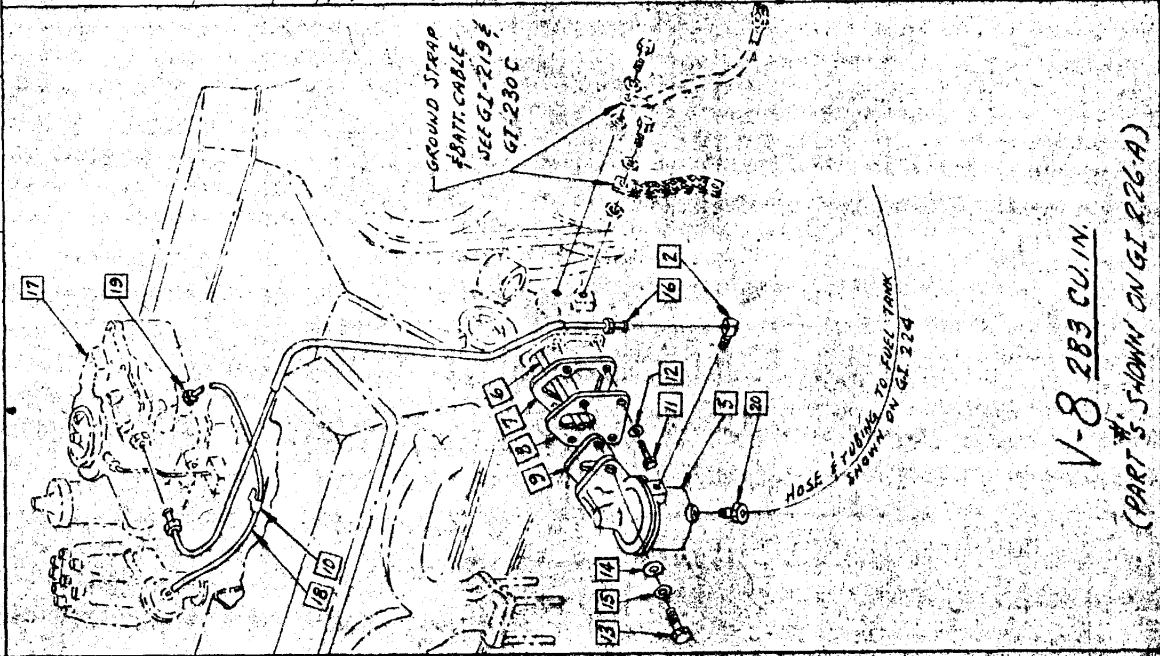


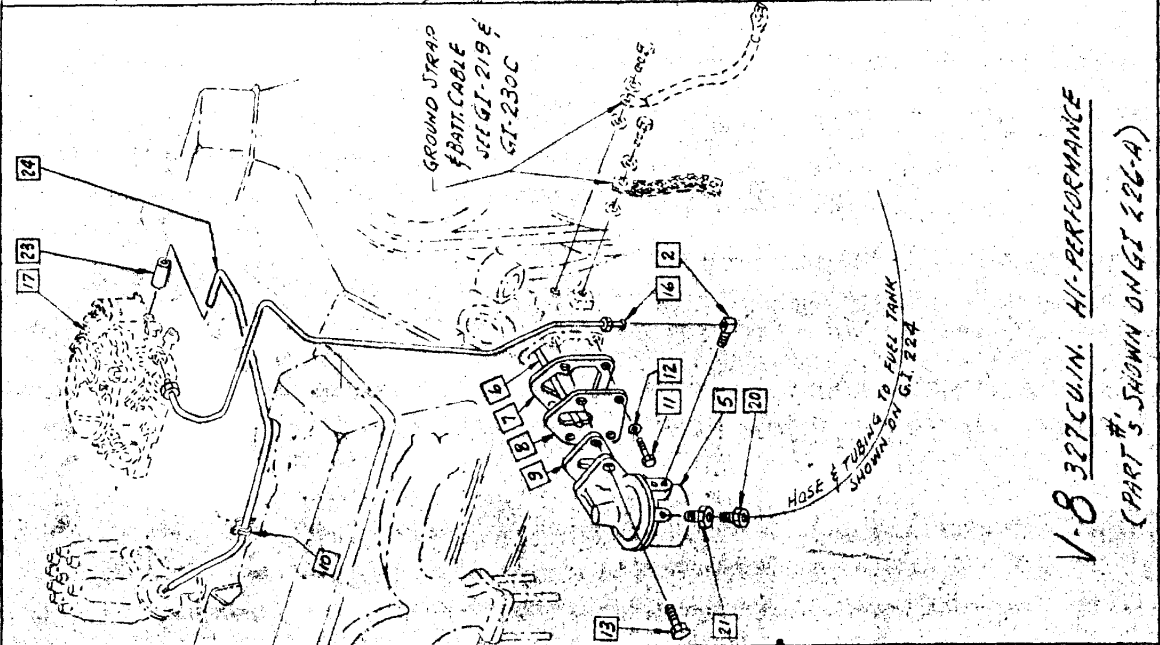
REGD. 9-15-66 MEMO 150  
 9-26-66

CHECKER MOTORS CORP., KALAMAZOO, MICH.

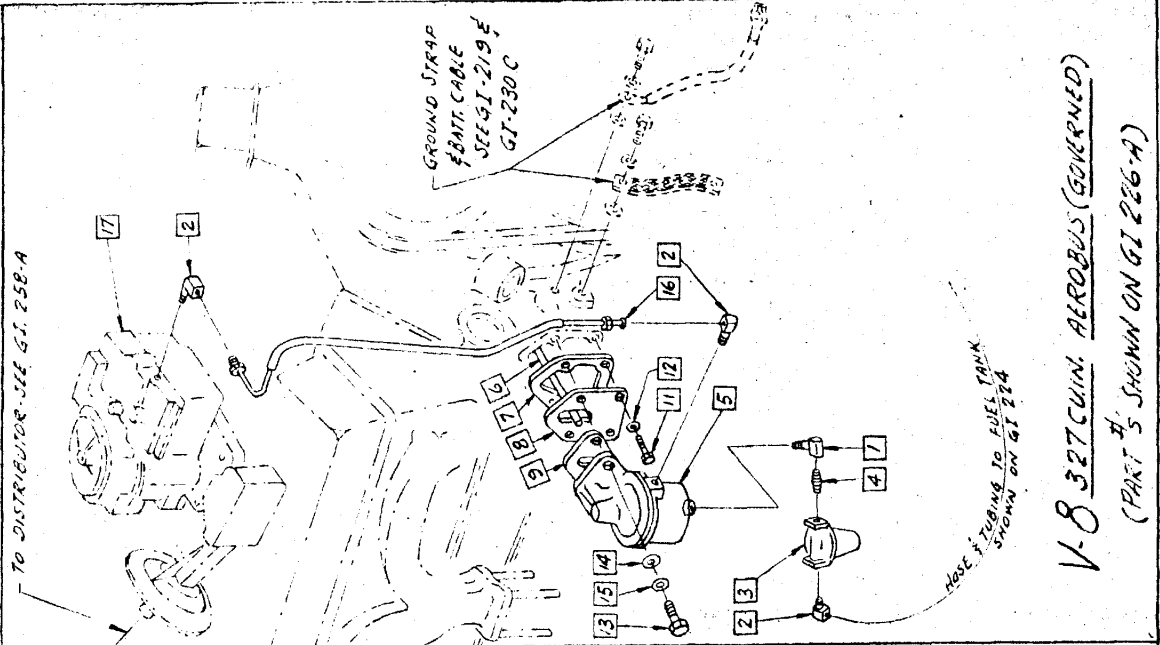
ALL MODELS	CHASSIS	DATE	SHEET NO.
		11-15-66	226
FUEL LINES-FUEL PUMP TO CARS - V-ENGINES		DRAWN: KERLEY CHK: SHAW 11/15/66 00012	



V-8 283 CU. IN.  
 (PART'S SHOWN ON GI 226-A)



V-8 327 CU. IN. HI-PERFORMANCE  
 (PART'S SHOWN ON GI 226-A)



V-8 327 CU. IN. AEROBUS (GOVERNED)  
 (PART'S SHOWN ON GI 226-A)

REVISED 9-26-66 / 12-28-66  
MEMO 150/Memo 165

CHECKER NOTES: CORP. ASSEMBLY, V-8

NO.	DESCRIPTION	DATE	CHANGES	GRAPHIC ILLUSTRATION	QUANTITY	UNIT	REMARKS
1	137422 ELBOW (1)			FUEL LINES-FUEL PUMP TO CARE- V-8	1		
2	701072 PUMP ASSEM. (1)				1		
3	702188 PUSH ROD (1)				1		
4	702189 GASKET (1)				1		
5	702190 FLATE (1)				1		
6	702111 GASKET (1)				1		
7	EXISTING CLIP-SEE GI 217				1		
8	120854 BOLT (2)				2		
9	120380 L.W. (2)				2		
10	120380 BOLT (2)				2		
11	120384 WASHER (2)				2		
12	120382 L.W. (2)				2		
13	701213 TUBE ASSEM. (1)				1		
14	701075 CARE. (1) (MOUNTING SHOWN ON GI 217)				1		
15	702085 HOSE (1)				1		
16	70205 NIPPLE (1)				1		
17	137406 CONNECTOR (1)				1		
18	137406 CONNECTOR (1)				1		
19	444024 BUSHING (1)				1		
20	702941 HOSE						
21	MIQ-109 TUBING						
22							
23							
24							
25							
26							
27							
28							
29							
30							
31							
32							
33							
34							
35							
36							
37							
38							
39							
40							
41							
42							
43							
44							
45							
46							
47							
48							
49							
50							
51							
52							
53							
54							
55							
56							
57							
58							
59							
60							
61							
62							
63							
64							
65							
66							
67							
68							
69							
70							
71							
72							
73							
74							
75							
76							
77							
78							
79							
80							
81							
82							
83							
84							
85							
86							
87							
88							
89							
90							
91							
92							
93							
94							
95							
96							
97							
98							
99							
100							

SHEET NO. 226-A

1 940991 ELBOW (1)  
2 137422 ELBOW (2)  
3 701070 FILTER ASSEM. (1)  
4 142869 NIPPLE (1)  
5 701072 PUMP ASSEM. (1)  
6 702188 PUSH ROD (1)  
7 702189 GASKET (1)  
8 702190 FLATE (1)  
9 702111 GASKET (1)  
10 EXISTING CLIP  
11 120854 BOLT (2)  
12 120380 L.W. (2)  
13 120380 BOLT (2)  
14 120384 WASHER (2)  
15 120382 L.W. (2)  
16 701213 TUBE ASSEM.  
17 701075 CARE. (1) (MOUNTING SHOWN ON GI 217-A)  
18  
19  
20

1 137423 ELBOW (1)  
2 701426 PUMP ASSEM. (1)  
3 702188 PUSH ROD (1)  
4 702189 GASKET (1)  
5 702190 FLATE (1)  
6 702111 GASKET (1)  
7 EXISTING CLIP  
8 120854 BOLT (2)  
9 120380 L.W. (2)  
10 701143 SCREW ASSEM. (2)  
11 701890 TUBE ASSEM. (1)  
12 701893 CARE. (1) (MOUNTING SHOWN ON GI 259-A)  
13  
14  
15  
16 137406 CONNECTOR (1)  
17 444024 BUSHING (1)  
18  
19 702941 HOSE  
20 MIQ-109 TUBING

V-8 283 CU. IN. HI-PERFORMANCE  
PICTURE SHOWN ON GI 226

V-8 327 CU. IN. RESERVE (CONVERTED)  
PICTURE SHOWN ON GI 226