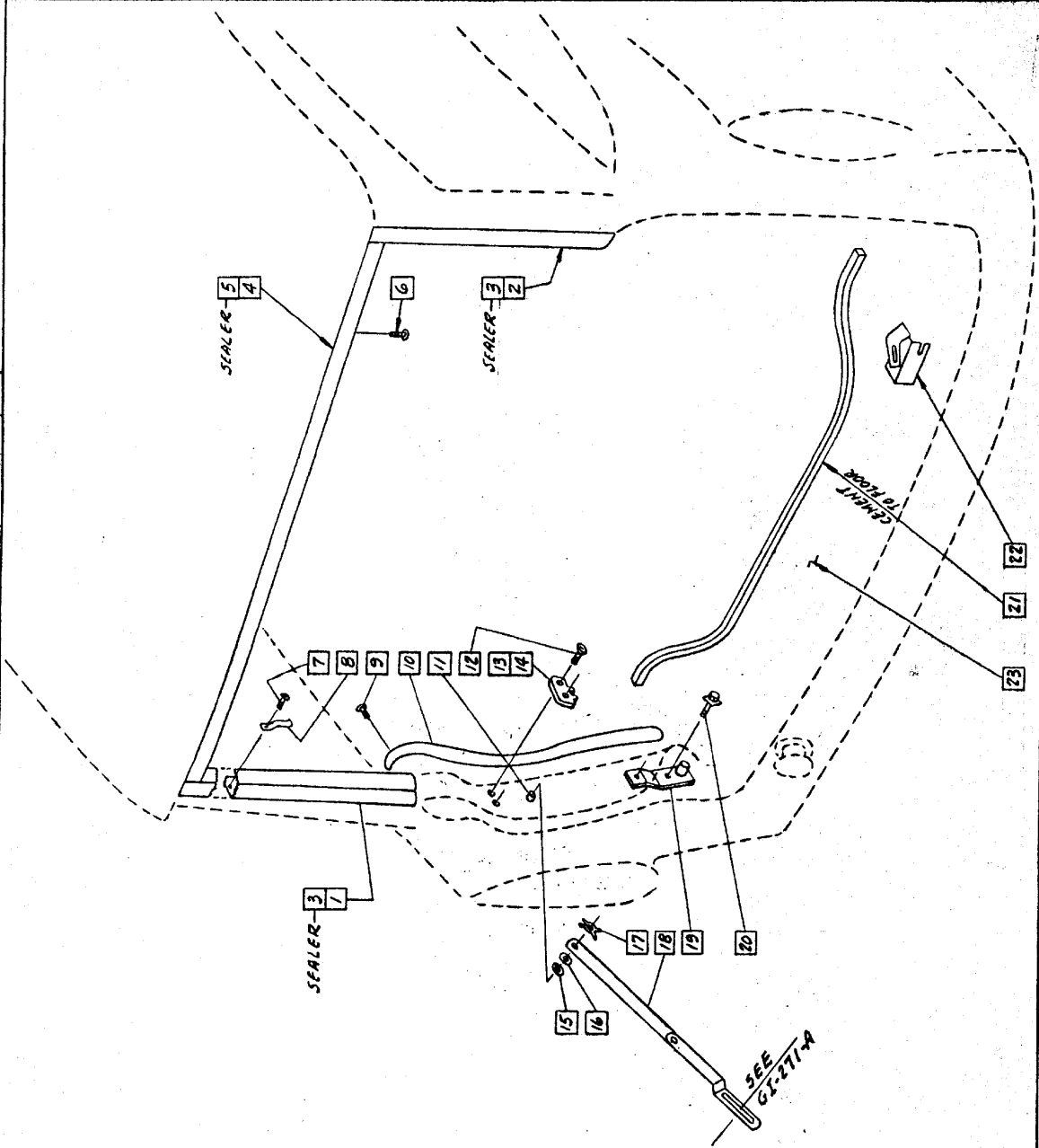


CHECKER MOTORS CORP., KALAMAZOO, MICH.

MODEL A-12W6 BODY DATE 7-26-65 SHEET No. 271
 A-12W6 GRAPHIC ILLUSTRATION
 A-12WB TAILGATE - MANUAL

DWM: KERNEY
 CHK: HBS 7/29/65
 APP'D: SM 7/29/65

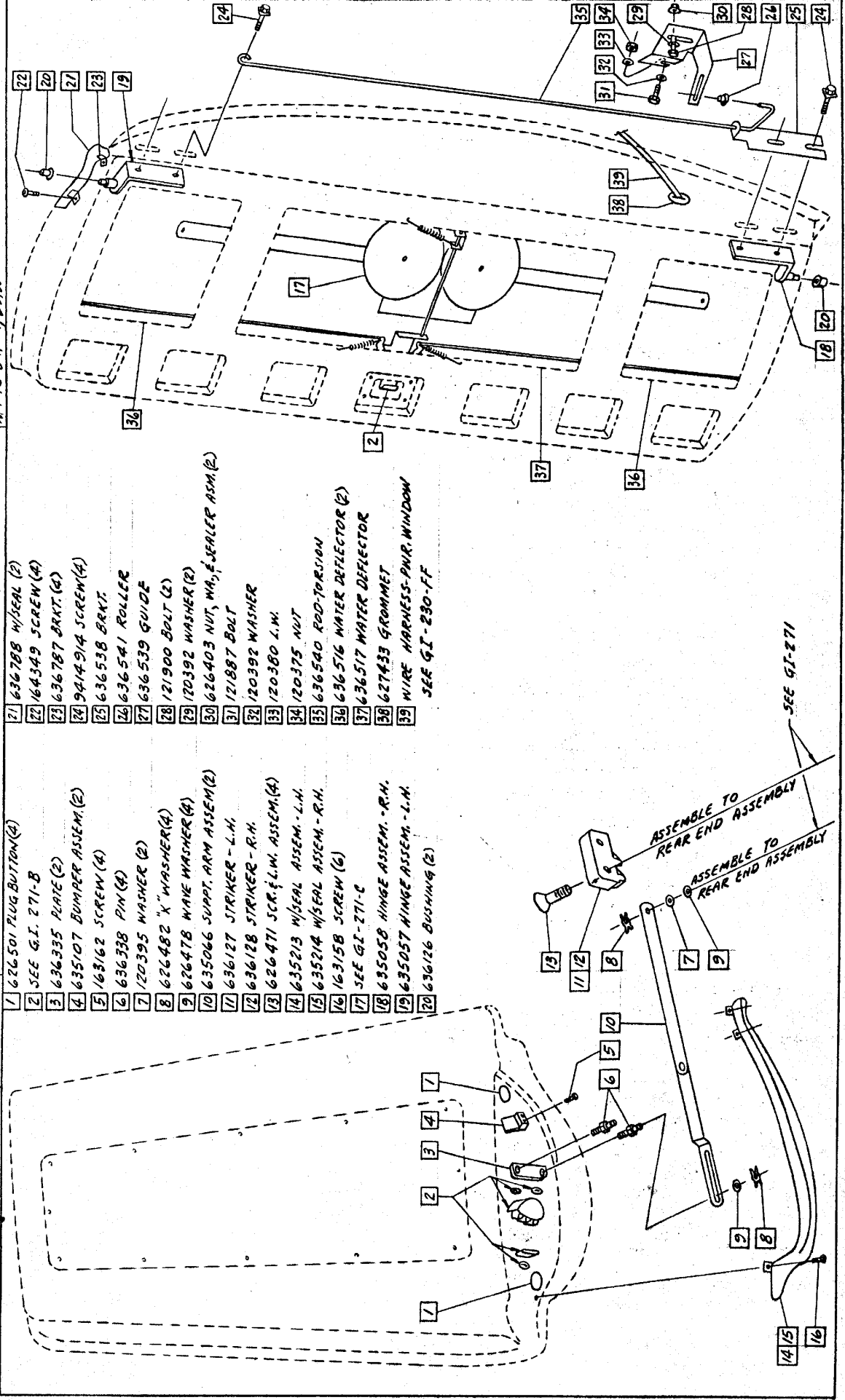
- 1 635231 MLDG. ASSEM. L.H.
- 2 635232 MLDG. ASSEM. R.H.
- 3 636271 SEALER (2)
- 4 635229 MLDG. ASSEM.
- 5 636270 SEALER
- 6 162656 SCREW (5)
- 7 163184 SCREW (4)
- 8 636514 SPRING (2)
- 9 163098 SCREW (2)
- 10 636068 MLDG. (2)
- 11 635195-6 REINF. & PIN ASSEM. (L.H. & R.H.)
- 12 626471 SCREW & LM. ASSEM. (4)
- 13 636127 STRIKER L.H.
- 14 636128 STRIKER R.H.
- 15 626478 WASHER (WAVE) (2)
- 16 120395 WASHER (2)
- 17 626482 "X" WASHER (2)
- 18 635066 SUPPORT ARM ASSEM.
- 19 635100 HINGE ASSEM. (2)
- 20 9414914 SCREW (4)
- 21 636518 SEAL
- 22 SEE G.I.-271-A
- 23 W/SEAL AT REAR FLOOR SUPPLY - SEE G.I.-270



CHECKER MOTORS CORP., KALAMAZOO, MICH.

MODEL A-12W6 BODY DATE 7-26-65 GRAPHIC ILLUSTRATION TAILGATE - MANUAL - CONTINUED SHEET NO. 271-A

DWM KERNEY
CHK 283/L5/1684
APP'D SV 7/29/65



- 1 626501 PLUG-BUTTON(4)
- 2 SEE G.I. 271-B
- 3 636335 PLATE(2)
- 4 635107 BUMPER ASSEM.(2)
- 5 163162 SCREW(4)
- 6 636338 PIN(4)
- 7 120395 WASHER(2)
- 8 626482 "X" WASHER(4)
- 9 626478 WAVE WASHER(4)
- 10 635066 SUPPT. ARM ASSEM.(2)
- 11 636127 STRIKER - L.H.
- 12 636128 STRIKER - R.H.
- 13 626471 SCR. & L.W. ASSEM.(4)
- 14 635213 W/SEAL ASSEM. - L.H.
- 15 635214 W/SEAL ASSEM. - R.H.
- 16 163158 SCREW(6)
- 17 SEE G.I. 271-C
- 18 635058 HINGE ASSEM. - R.H.
- 19 635057 HINGE ASSEM. - L.H.
- 20 636126 BUSHING(2)
- 21 636788 W/SEAL(2)
- 22 164349 SCREW(4)
- 23 636787 BRKT.(4)
- 24 9A14914 SCREW(4)
- 25 636538 BRKT.
- 26 636541 ROLLER
- 27 636539 GUIDE
- 28 120392 WASHER(2)
- 29 120390 BOLT(2)
- 30 626403 NUT, WA, & SEALER ASM.(2)
- 31 121887 BOLT
- 32 120392 WASHER
- 33 120380 L.W.
- 34 120375 NUT
- 35 636540 ROD-TORSION
- 36 636516 WATER DEFLECTOR(2)
- 37 636517 WATER DEFLECTOR(2)
- 38 627433 GROMMET
- 39 WIRE HARNESS-PNR WINDOW

SEE G.I. 271-C

SEE G.I. 271-B

SEE G.I. 271-A

SEE G.I. 271

ASSEMBLE TO REAR END ASSEMBLY

ASSEMBLE TO REAR END ASSEMBLY

ASSEMBLE TO REAR END ASSEMBLY

CHECKER MOTORS CORP., KALAMAZOO, MICH.

GRAPHIC ILLUSTRATION

TAILGATE - MANUAL - CONTINUED

DATE

7-26-65

BODY

MODEL
A-12W
A-12WB
A-12WB

DRN. KERNEY

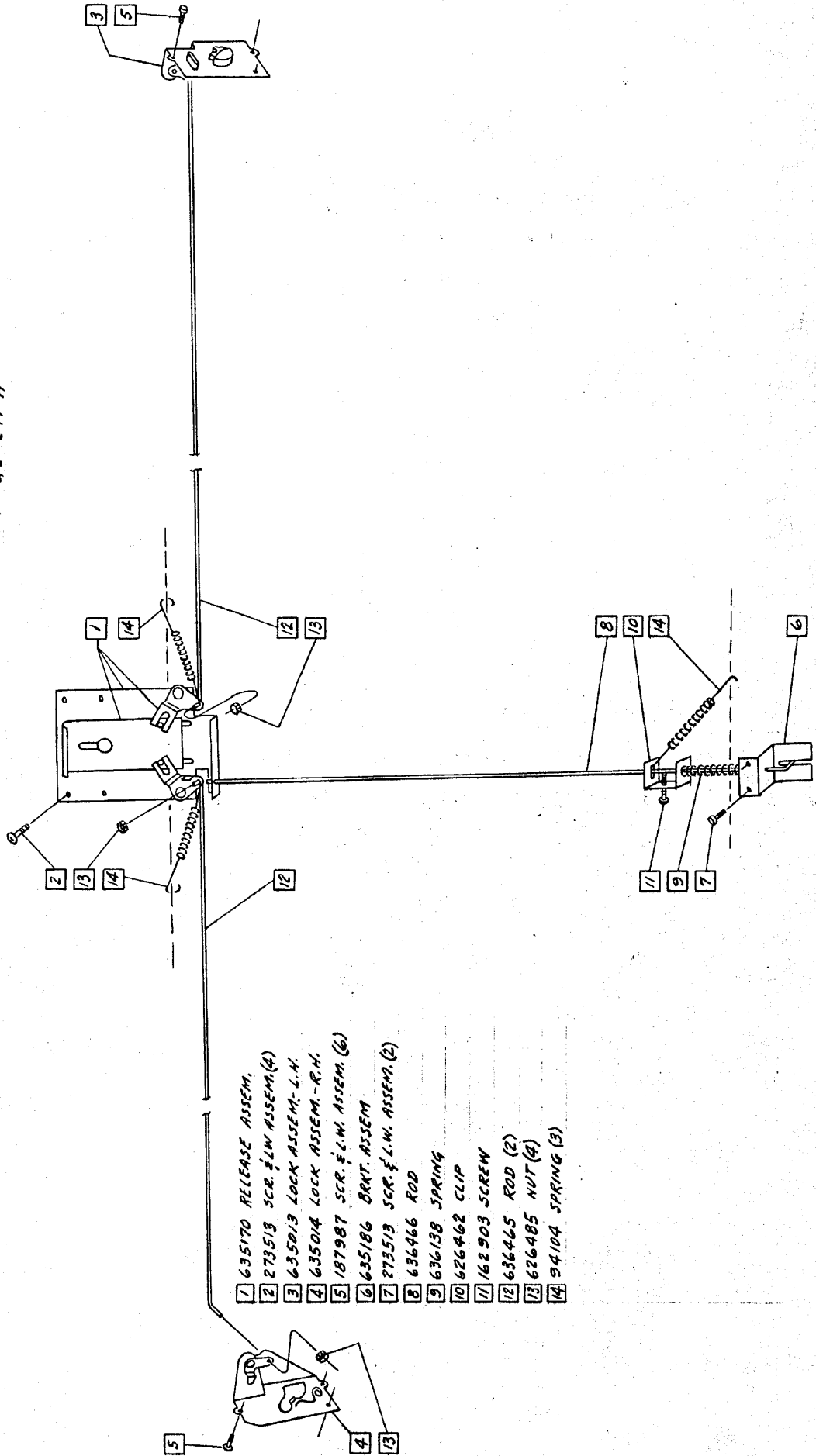
CHK. HBS 7/23/65

APPRO. SM 7/22/65

SHEET NO.

271-B

THIS ASSEMBLY SHOWN IN POSITION IN T/4
ON 61-271-A



CHECKER MOTORS CORP., KALAMAZOO, MICH.

GRAPHIC ILLUSTRATION

TAILGATE - MANUAL - CONTINUED

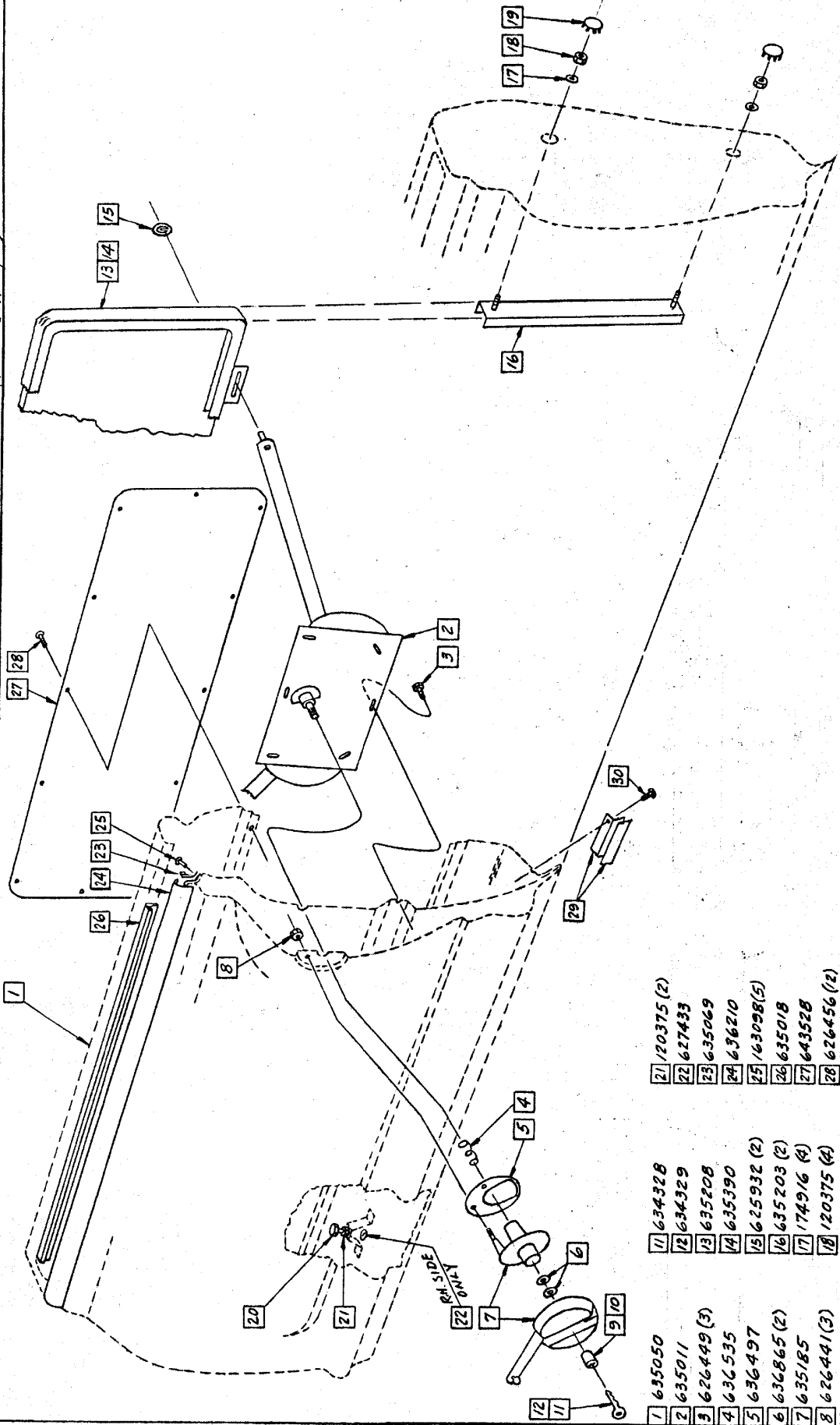
DRW. KERNEY
CHK. ABS. THEJLS
APP'D. SEN. TEEBKS

271-C

DATE
7-26-65

BODY

MODEL
A-12M6
A-12M8



1	635050	71	634328	21	120375 (2)
2	635011	72	634329	22	627433
3	626449 (3)	73	635208	23	635069
4	636535	74	635390	24	636210
5	636497	75	625932 (2)	25	163098 (5)
6	636865 (2)	76	635203 (2)	26	635018
7	635185	77	174916 (4)	27	643528
8	626441 (3)	78	120375 (4)	28	626456 (2)
9	633249	79	626501 (4)	29	635228
10	633245	80	635049 (2)	30	163162 (5)