

CHECKER MOTORS CORP., KALAMAZOO, MICH.

DATE 7-9-65

MODEL A-12 W

BODY

GRAPHIC ILLUSTRATION

SEAT-REAR MANUAL (STATION WAGON)

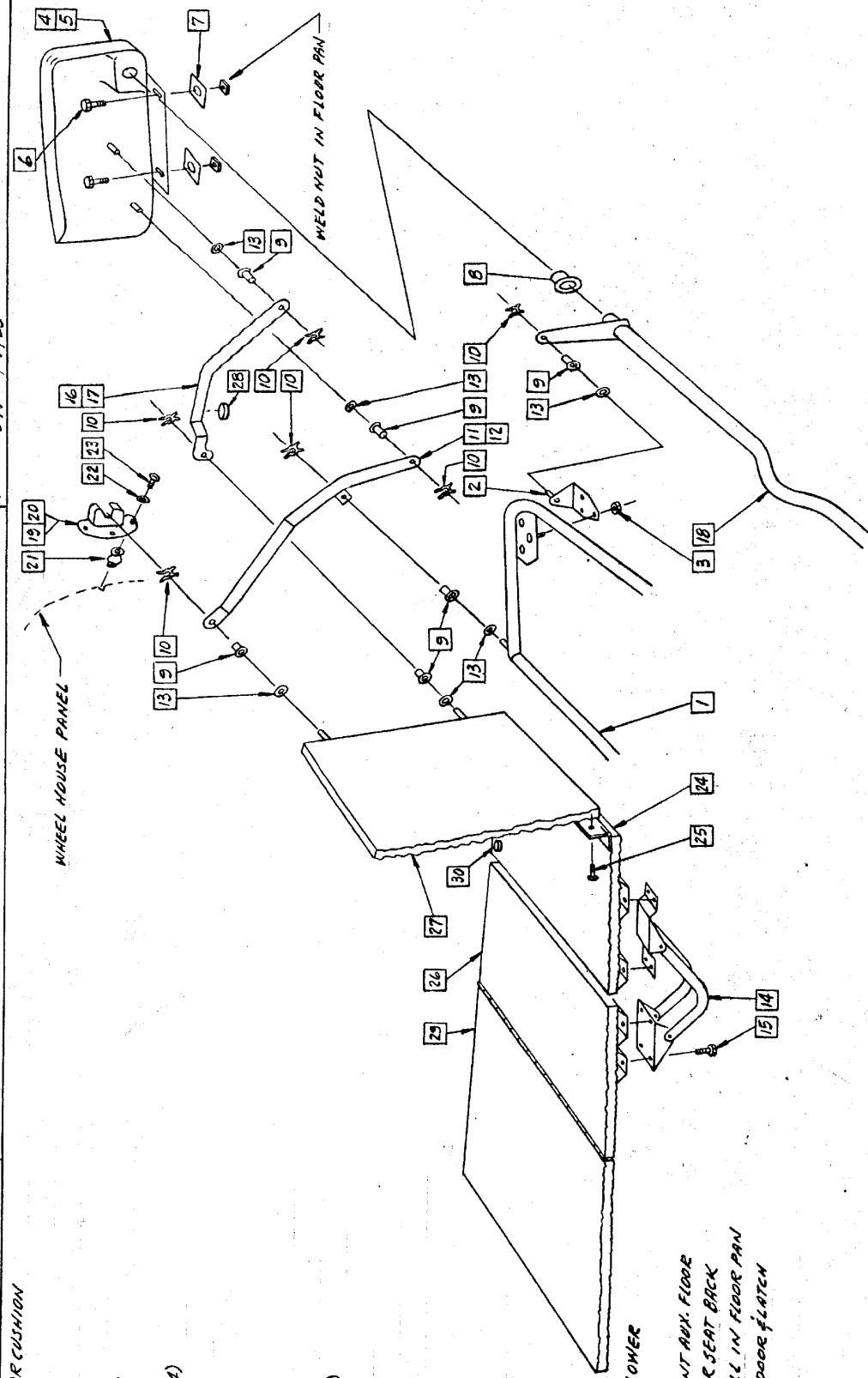
DWN J.K. 6-8-65

CHK. S. W. 7-7-65

APPR'D J.N. 7/9/65

269

- 1 635101 FRAME ASSEM.-REAR CUSHION
- 2 635167 BRKT. ASSEM. (2)
- 3 273802 NUT-LOCK (6)
- 4 635077 PANEL ASSEM.-L.H.
- 5 635078 PANEL ASSEM.-R.H.
- 6 626480 SCREW & L.W. (4)
- 7 636124 PLATE-ANTI-SKID (4)
- 8 636196 BUSHING (2)
- 9 636195 BUSHING (2)
- 10 626482 "X" WASHER (2)
- 11 635129 LINK ASSEM.-L.H.
- 12 635130 LINK ASSEM.-R.H.
- 13 626478 WASHER-WAVE (12)
- 14 635177 HINGE ASSEM (2)
- 15 626467 SCREW & L.W. (16)
- 16 636369 LINK-L.H.
- 17 636370 LINK-R.H.
- 18 639897 TUBE ASSEM.
- 19 639873 BRKT. ASSEM.-L.H.
- 20 639874 BRKT. ASSEM.-R.H.
- 21 626448 JACK NUT (6)
- 22 626516 L.W. (6)
- 23 189129 SCREW (6)
- 24 643526 PANEL ASSEM.-FOLLOWER
- 25 168488 SCREW (7)
- 26 643523 PANEL ASSEM.-FRONT AXLE FLOOR
- 27 643527 PANEL ASSEM.-REAR SEAT BACK
- 28 622702 BUMPER (2) - INSTALL IN FLOOR PAN
- 29 643524 PANEL ASSEM.-TIRE DOOR LATCH
- 30 625242 BUMPER (2)



CHECONE MOTORS CORP., KALAMAZOO, MICH.

DATE
12-17-65

BODY

MODEL A12W

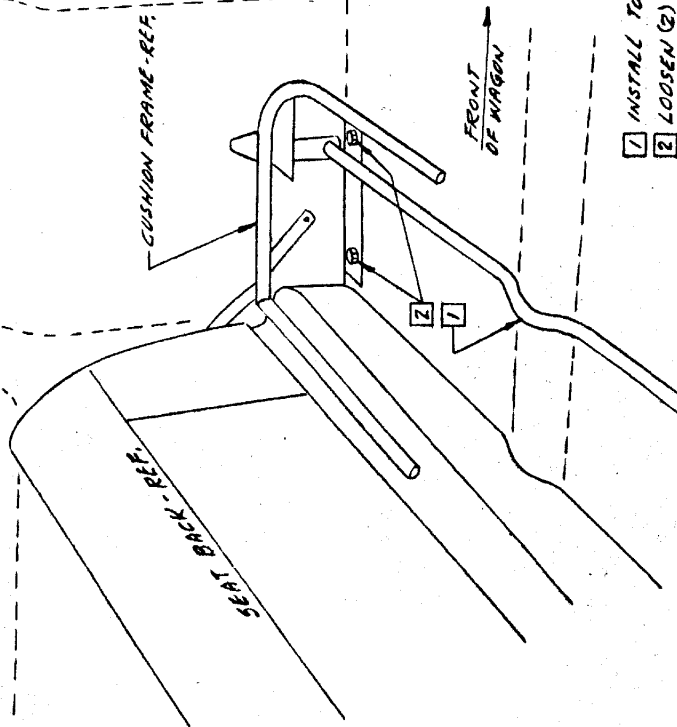
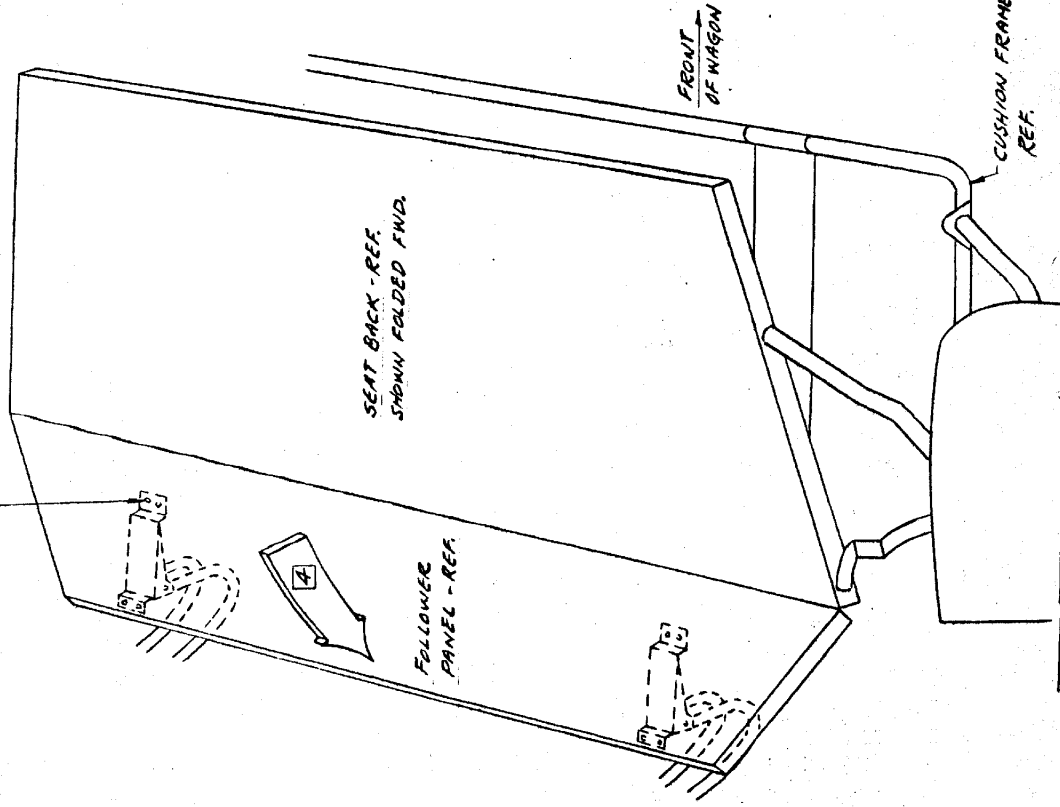
GRAPHIC ILLUSTRATION

SEAT ADJUSTMENT - REAR (STATION WAGON)

DWY KEENEY
CHK GUY NIMAN
APPROV. J. J. JAC. 12/17/65

SHEET NO

269-A



- 1 INSTALL TO REAR OF WAGON
- 2 LOOSEN (2) BOLTS
(EACH SIDE OF WAGON)
PUSH SEAT FORWARD
TIGHTEN BOLTS
- 3 LOOSEN (4) BOLTS
EACH SIDE OF WAGON
- 4 PUSH FOLLOWER PANEL DOWN
WHILE TIGHTENING BOLTS