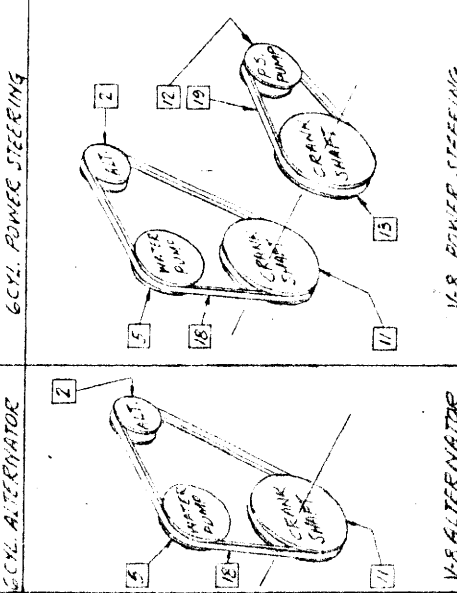
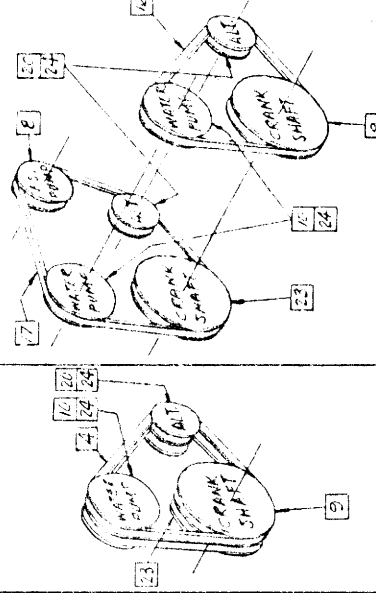

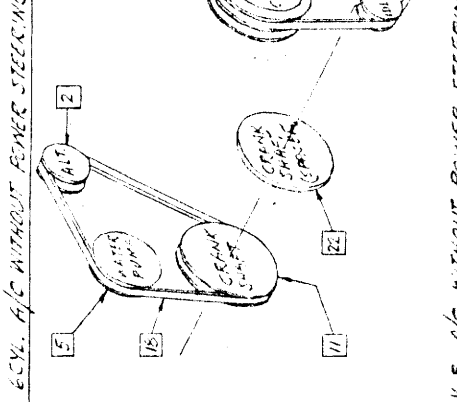
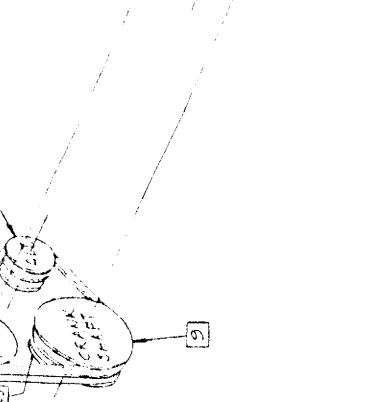

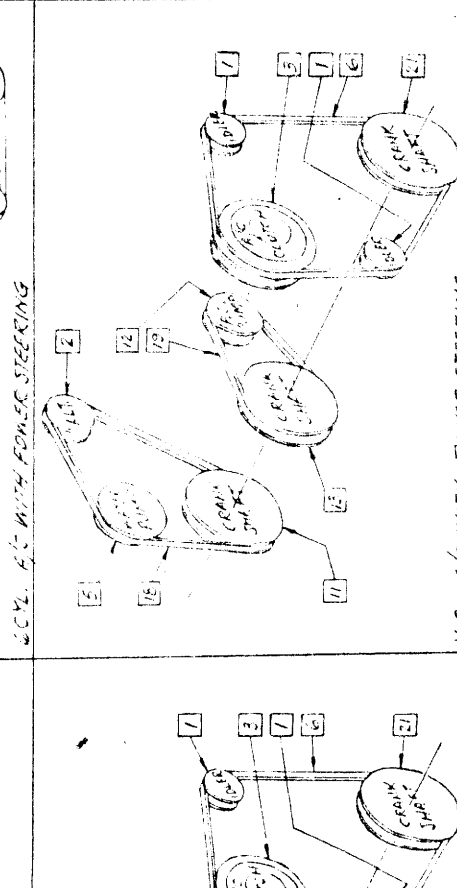
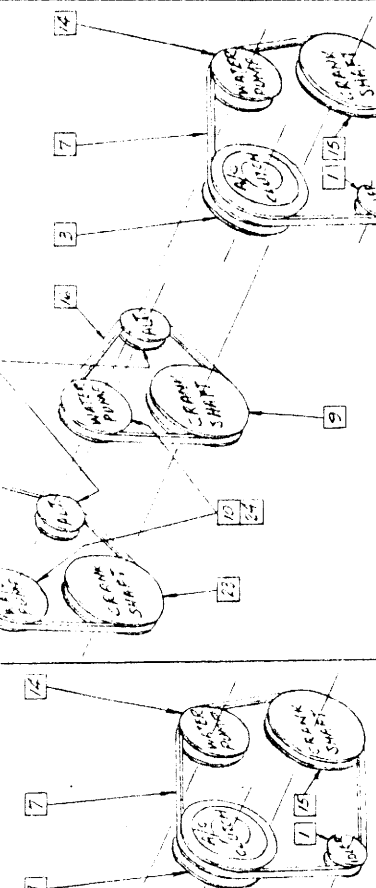
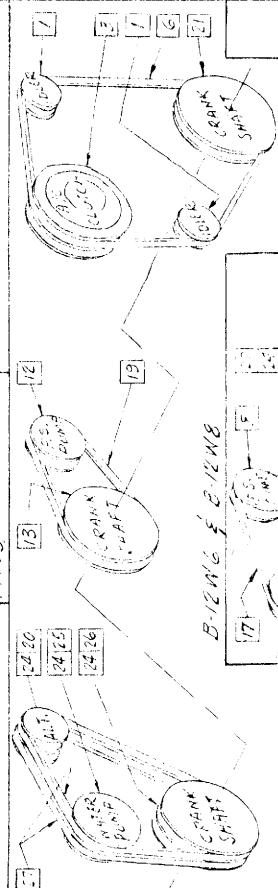


REVISED: 5-6-65 / 5-11-65 / 6-2-65 / 8-31-65 / 9-10-65 / 7-29-66

CHEVROLET MOTORS CORP., WARREN, MICH.

MODEL	DATE	GRAPHIC DESCRIPTION	SHEET NO.
B-11 F-12W F-12 F-12E F-12C F-12E	8-12-64	BELTS & PULLEYS	500 501
1 197659	6 702167	22 702360	
2 198612	9 702168	23 FURN IN ENGINE	
3 1751228	12 701733	24 DOUBLE GROOVE PULLEY	
4 1701481 PAIR	11 702185	25 702507	
5 702167	12 701350	26 702508	
6 702135	13 702197	27 701540 (MIMIC PAIR)	
7 702159	14 702215		
8 702293			



OB SOLETC