


LESSON SEVEN



FAITHFULNESS



PRESCHOOL LESSON

VERSE FOR LITTLES

For the word of the Lord is upright, and all his work is done in faithfulness.

Psalm 33:4

VERSE FOR PARENTS

The steadfast love of the Lord never ceases; his mercies never come to an end; they are new every morning; great is your faithfulness.

Lamentations 3:22-23

INTRODUCTION

- Sing/dance to “Mustard Seed” from Rain for Roots or “Fruit of the Spirit” by Seeds Family Worship
Mustard Seed: <http://bit.ly/seeds77>
Fruit of the Spirit: <https://bit.ly/3lkxhEU>
- Pray for the lesson & pass out coloring sheet(s)

LESSON

We learn about God in the Bible. The Bible is God’s word to us.

In the Bible, we learn that when we know & love Jesus, He gives us His helper called the Holy Spirit.

The Holy Spirit helps to change our hearts & helps us to be more like Jesus.

One way the Holy Spirit works in our hearts is by helping us grow in FAITHFULNESS.

FAITHFULNESS is always following through. When someone or something is FAITHFUL, it means that you can count on it & trust it fully. Like when the sun rises every day, or when your mom or dad says they will catch you., you can count on it. We know that even when

THE FRUIT OF THE SPIRIT:



FAITHFULNESS

the sun is hidden behind a cloud, it's still shining even if our eyes can't see it - we trust & know that it is still there. Jesus is the perfect example of FAITHFULNESS - he always keeps his promises & always follows through, even if our eyes can't always see it.

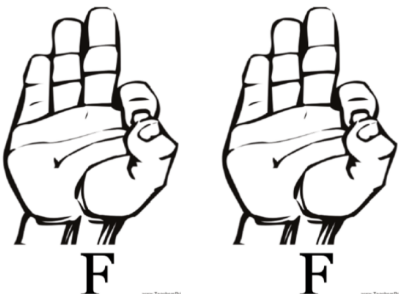
You can practice FAITHFULNESS in lots of ways - like keeping your promises or doing what you say you will do; or by being a friend others can count on. When you practice FAITHFULNESS, you are reflecting the FAITHFULNESS of Jesus to others.

DISCUSSION QUESTIONS

- What is FAITHFULNESS? (*Always following through*)
- Who shows us what FAITHFULNESS looks like? (*Jesus/God*)
- What does FAITHFULNESS look like? (*Keeping our promises, doing what we say we will do, etc.*)
- Who teaches us how to be FAITHFUL? (*God/Jesus/Holy Spirit*)

LEARN/PRACTICE THE SIGN OF THE WEEK: FAITHFUL

Take time to review last week's signs for LOVE, JOY, PEACE, PATIENCE, KINDNESS, & GOODNESS. Then learn our new sign for FAITHFULNESS (FAITHFUL):



The sign for "faithful" (faithfulness) is made by making the sign for "F" with both hands, placing them parallel to the floor, then placing the right hand on top of the left forearm & tap once on the forearm and once on the other hand at the same cadence you would say "faith-ful."

CLOSE IN PRAYER

Dear God, Thank you for giving us your Holy Spirit to help us! Thank you for sending us Jesus to live the life we couldn't live. Thank you for being FAITHFUL so that we can share



your FAITHFULNESS with others. Thank you for loving us & giving us the Bible to learn about who you are. We love you! In Jesus' name, Amen.

BIG TRUTHS FOR LITTLE NURSERY HEARTS:

*God is good, God LOVES me,
The Bible is God's Word for me!*

LIVING IT OUT

- "I WILL" STATEMENTS - At the beginning of the week, have your kiddo pick out 2 or 3 things that they will do. Write them out using "I will..." statements & place them in a predominant place they can see. Remind them throughout the week of these statements, discussing the need to be faithful to follow through on what we say, and encourage them to complete their "I will" statements by the end of the week.

- READ/WATCH/LISTEN:

Watch the story of "Moses in the Wilderness" from Saddleback Kids (<http://bit.ly/wilderness2>). Discuss the different ways you see God's FAITHFULNESS to Moses & the Israelites.

Read the story or watch "Daniel & the Lions Den" from Saddleback Kids (<http://bit.ly/danielChpt6>) or read it aloud together (Daniel 6). Discuss the different ways Daniel was FAITHFUL despite the threat of the new law ; discuss how God was FAITHFUL in protecting Daniel.

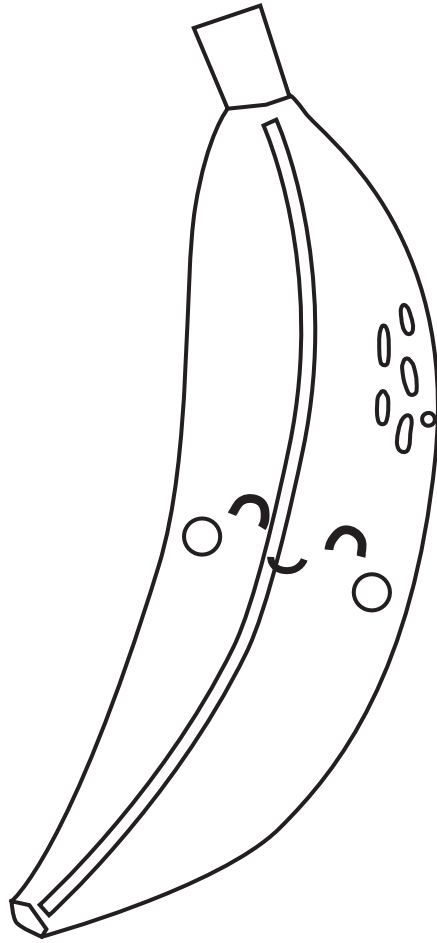
Sing/learn the hymn "Great is your Faithfulness" one night at dinner.



OBJECT LESSON: FAITHFULNESS SEEN WITH GRAVITY

Supplies: 3-5 objects of different sizes/weights (i.e. piece of paper, cotton ball, rock, stuffed animal, etc.)

- Help your kiddo pick out 3-5 different items that are different sizes/weights.
- Remind them of our lesson on FAITHFULNESS & talk about how on Earth there is something called, "gravity" - it keeps our feet on the ground & keeps things from floating up in the air. Gravity faithfully pulls things towards the ground.
- Take the objects you have collected and have your little one drop them one by one - note how they always fall (albeit slightly differently) down to the ground.
- Now take another item you picked and ask if they think it will fall - how do they know? Can they trust that it will fall again?
- Drop it and discuss how God is more FAITHFUL than gravity & how we can always trust Him to keep His promises.



FAITHFULNESS