






Electric Valve Actuators	  	 
Feature	5618 Series	5610/5615/5616 Series
Type	Quarter turn (90°)	Quarter turn (90°)
Enclosure	Rugged aluminum Type 4X, IP67	Polyamide IP67
Approvals	CSA Listed per UL429 & CSA22.2 no. 139 CE mark	CE mark
Voltages	120 VAC, 24 VDC	12V AC/DC (single voltage), 24-240V AC or 24-135V DC (multi-voltage)
Electrical Connection	Terminal strip w/cable connector, (optional) 1/2" NPT Conduit	DIN Plug Connectors
Valve Position Indicator	Dome style	Dome style
Manual Override	Hex wrench (optional hand wheel)	Hand knob
Mechanical Travel Stops	Standard	N/A
ISO Mounting Flange	Standard	Standard
Motor	Heavy duty motor, integral to housing	Torque Limited
Motor Protection	Thermal	Standard
Duty Cycle	70%	75%
Temperature Range	-22 to 140° F	-4 to 158° F
Anti-condensation Heater	Standard	Standard
Auxiliary Limit Switches (2)	Standard (on-off models)	Standard
Positioner Models	4-20 mA	Optional 4-20mA or 0-10v
Failsafe Model	N/A	Optional BSR-Battery Spring Return
DC Positioner Model	Brushless motor (DC models)	Long life Brushless DC motor (all models)

### Electric Actuator Selection



5618 Series



5610/5615 Series



5616 Series