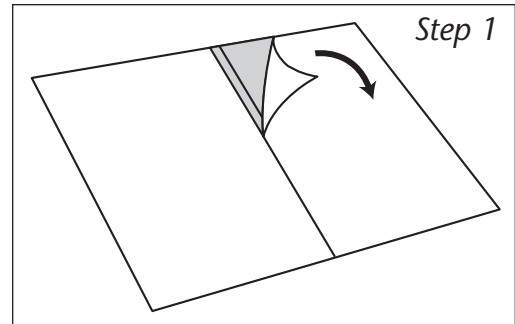


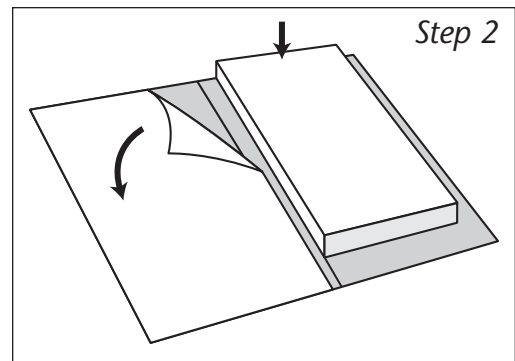


Instructions for applying Smart Cover™ Paperback Book Covers

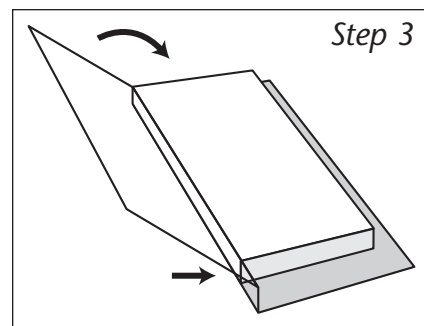
1. Remove liner from left side of book cover.



2. Position back cover of book on left side of book cover. Remove liner from right side of book cover.



3. Press spine section of book cover against spine of book. Fold right side of book cover over and press against front cover.



4. Trim off excess material.

