

OCEAN

R&D POLIFORM (2008)

Poliform



DESCRIPTION

Ocean design R&D Poliform: the luminosity of shiny glass for a wardrobe that gives the idea of pure space. A project that exploits light, thanks to the breadth of surfaces.

OCEAN

R&D POLIFORM (2008)

Poliform



TECHNICAL DESCRIPTION

TPOLOGY

doors Senzafine collection

OPENING

leaf door, sliding door and coplanar door

DOOR FINISHING

glossy glass colours, mat glass colours, blue reflecting glass and white mirror

PROFILE FINISHING

aluminium mat painted piombo, aluminium mat lacquered colours

notes

sliding and coplanar door with doors height 114 1/2" not available, no cuts available for mansard wardrobe

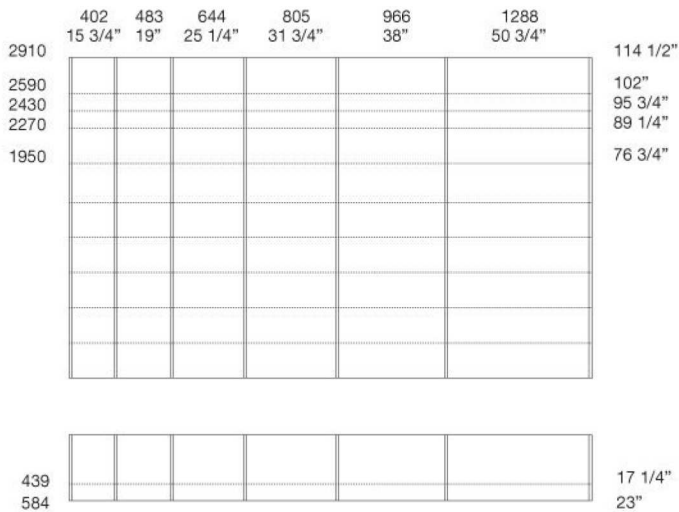
OCEAN

R&D POLIFORM (2008)

Poliform

DIMENSIONS

wardrobes




Size calculation with side thickness 25 - 1"

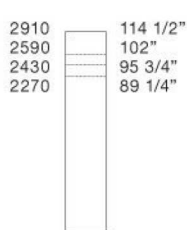
To obtain the total width, add to the sum of the columns mm 25 - 1" for the lateral side.

OCEAN design CR&S Poliform
senzafine doors collection

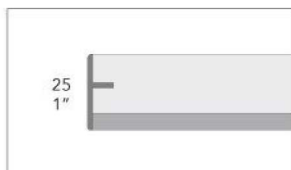
unit widths



unit heights



Door section



NB

Sliding and coplanar door not available with doors height 2910, 114 1/2".
Sydney built-in handle not available with doors in white mirror 4000 finishing.
No cut available for mansard wardrobe