

## NOTICE

- \* Please make sure that you have all parts indicated before you begin assembly of this item
- \* This item should be assembled on a soft surface to prevent scratching the finish during assembly
- \* This item may require periodic tightening
- \* If you are having difficulty, our friendly Customer Care team is always here to help. Please email [customersupport@safavieh.com](mailto:customersupport@safavieh.com)



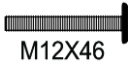

## PREPARATION

- \*Before beginning assembly of product, make sure all parts are present. Compare parts with package contents list and hardware contents list.
- \*If any part is missing or damaged, do not attempt to assemble the product.
- \*Estimated Assembly Time: 5 minutes

## CARE AND MAINTENANCE

- \*Spot clean using a mild water-free solvent. Only a professional cleaner should undertake a complete overall cleaning.
- \*The use of steam or water-based cleaners may cause excessive shrinking or staining.

### Part List and Hardware List

PIECE	DESCRIPTION	PICTURE	QUANTITY
A	METAL LEG		1X
B	TABLE TOP		1X
C	SCREW	 M12X46	4X
D	SCREW ARM		1X



Model#TRB1000E

Product Dimensions: 16"D X 26"H



WARNING

Weight Capacity: 40LBS

Warning: Do not stand on the table

Warning: Do not over torque bolts.

# PREPARATION

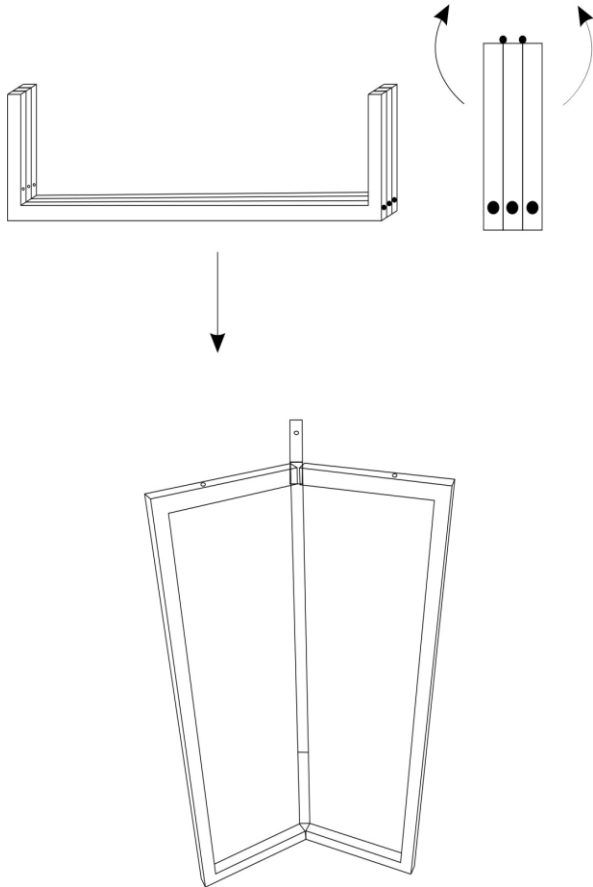
---

\*Before beginning assembly of product, make sure all parts are present. Compare parts with package contents list and hardware contents list.

\*If any part is missing or damaged, do not attempt to assemble the product.

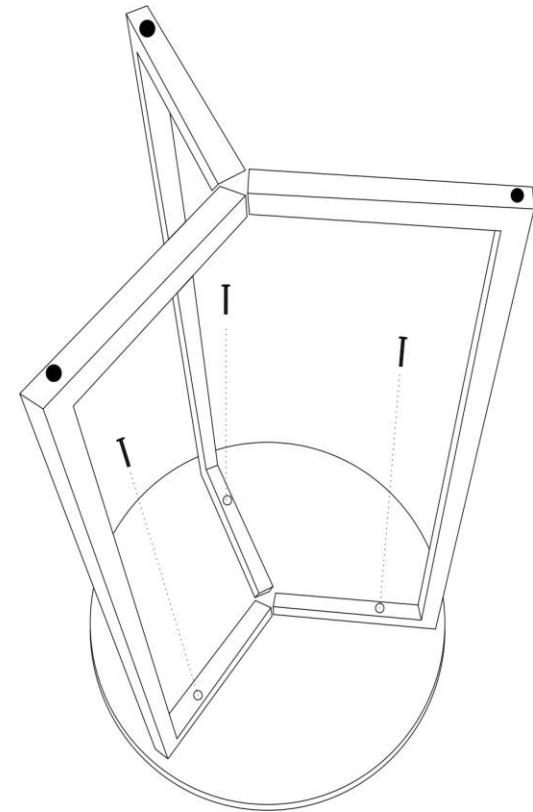
\*Estimated Assembly Time: 10 minutes.

\*If you are having difficulty, our friendly Customer Care team is always here to help. Please email [customersupport@safavieh.com](mailto:customersupport@safavieh.com)



## **Step 1**

Open the Leg ( A)



## **Step 2**

Screwing the leg ( A) in to the table top (B)