

CARE AND MAINTENANCE

Spot clean using a mild water-free solvent. Only a professional cleaner should undertake a complete overall cleaning.

The use of steam or water-based cleaners may cause excessive shrinking or staining.

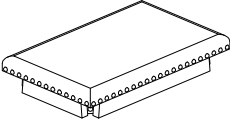
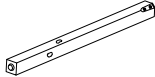
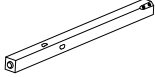

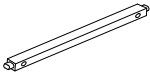





NOTICE

* Please make sure that you have all parts indicated before you begin assembly of this item

* This item should be assembled on a soft surface to prevent scratching the finish during assembly

* This item may require periodic tightening.


PART LIST AND HARDWARE LIST

PIECE	DESCRIPTION	PICTURE	QUANTITY
A	CUSHION SEAT		1X
B	LEFT LEG		2X
C	RIGHT LEG		2X
D	SHORT STRETCHER		2X
E	LONG STRETCHER		2X
HW1	BOLT	6.3*1.3*60 mm 	8X
HW2	SPRING WASHER	8.5 mm 	8X
HW3	WASHER	8.5 mm 	8X
HW4	ALLEN KEY	4 mm 	1X
HW5	SCREW	4*38 mm 	8X

SAFAVIEH FURNITURE

Model #: STL9218-SET 2

Product Dimensions: 18-3/4"W x 13-1/8"D x 25-1/4"H



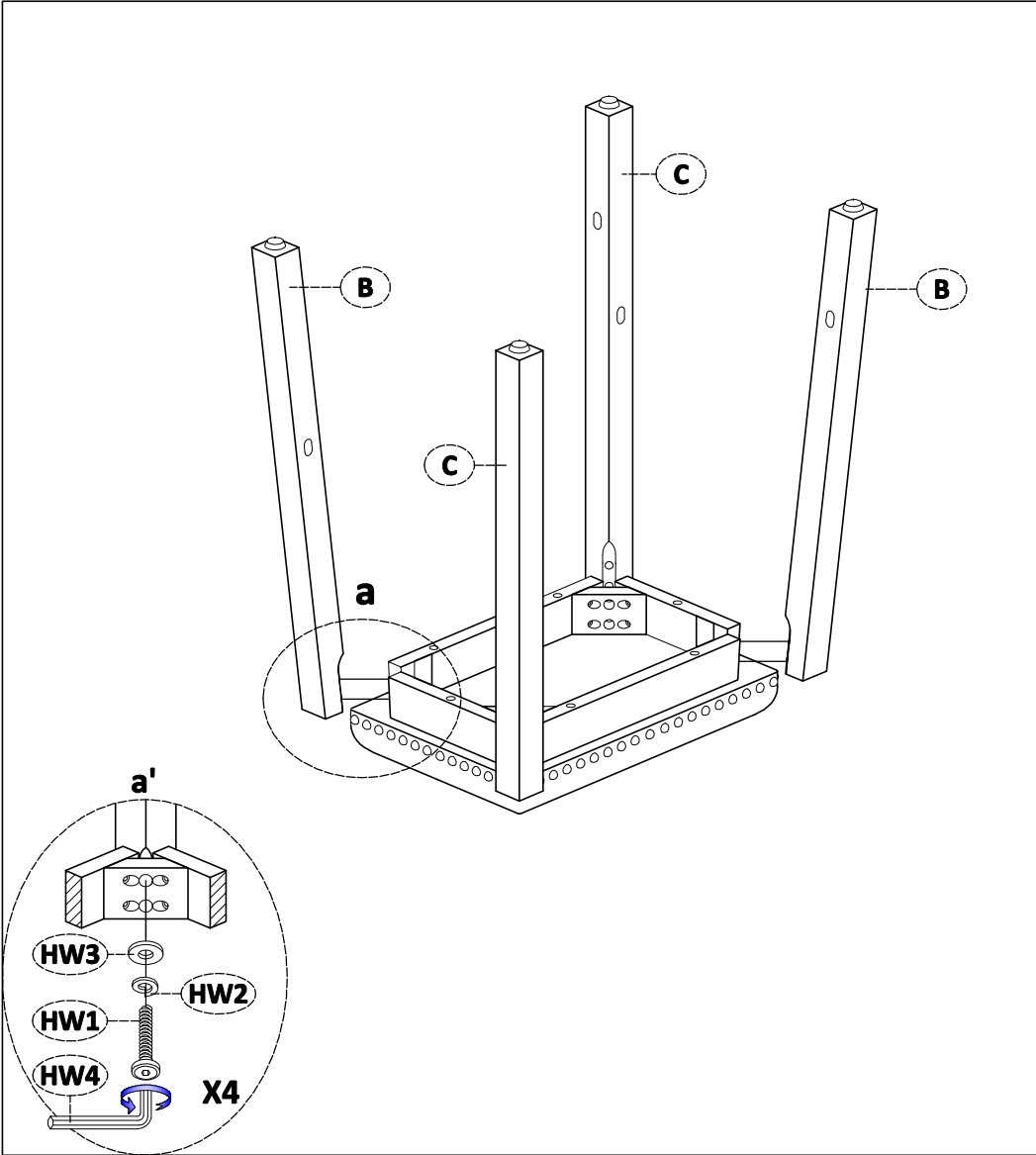
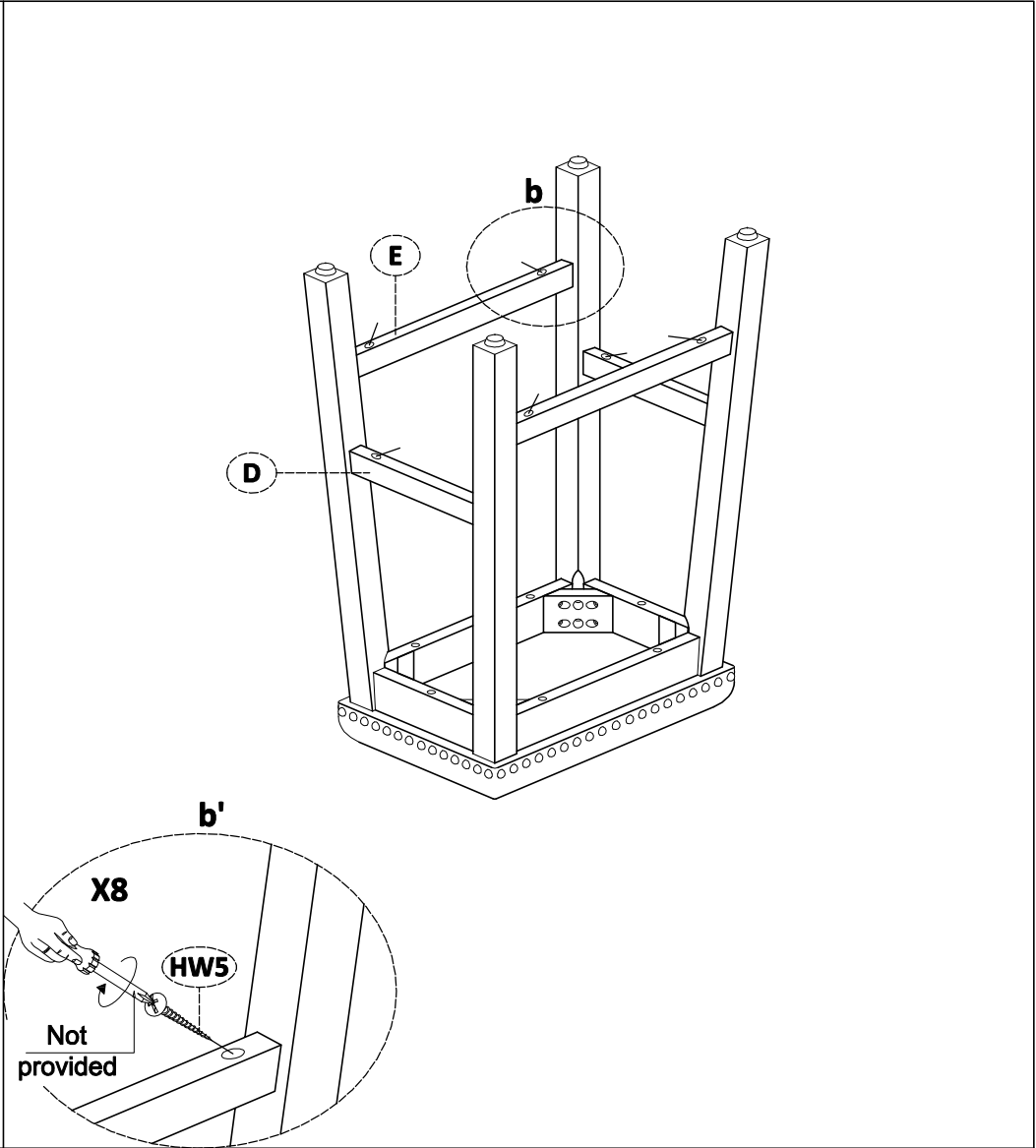
Weight capacity: 275lbs

WARNING: DO NOT STAND ON CHAIR

WARNING: DO NOT OVER TORQUE BOLTS

PREPARATION

Before beginning assembly of product, make sure all parts are present. Compare parts with package contents list and hardware contents list.
If any part is missing or damaged, do not attempt to assemble the product.
Estimated Assembly Time: 10 minutes.
Tools Required for Assembly (included): Allen Key

	
<p>STEP 1</p>	<p>STEP 2</p>