

NOTICE

*Please make sure that you have all parts indicated and they are in good condition before you begin assembly of this item. Refer to part list and hardware list below for guidance.

*This item should be assembled on a soft surface to prevent scratching the finish during assembly.

*This item may require periodic tightening.

*If you are having difficulty, our friendly Customer Care team is always here to help. Please email customersupport@safavieh.com.

PREPARATION

* Before beginning assembly of product, make sure all parts are present. Compare parts with part contents list and hardware contents list.

* If any part is missing or damaged, do not attempt to assemble the product.

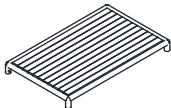


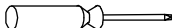
* Estimated Assembly Time: 10 minutes.

*Tools Required for Assembly (included): Allen Key

CARE AND MAINTENANCE

Insert Care and Maintenance here

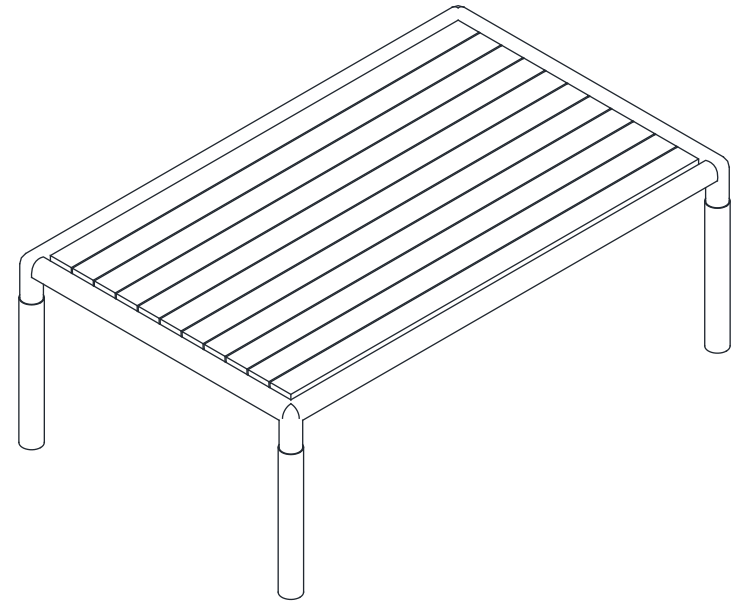
Part List and Hardware List

PIECE	DESCRIPTION	PICTURE	QUANTITY
A	Frame Top Table		1X
B	Frame Armrest		4X
HW1	Screws M4x0.5x25 mm	 M4x25 mm	14X
HW2	Screw Driver		Not Provided

SAFAVIEH COUTURE

Model# CPT1029

Product Dimensions: 26" W x 41.7" D x 15.3" H



Weight Capacity :40 lbs

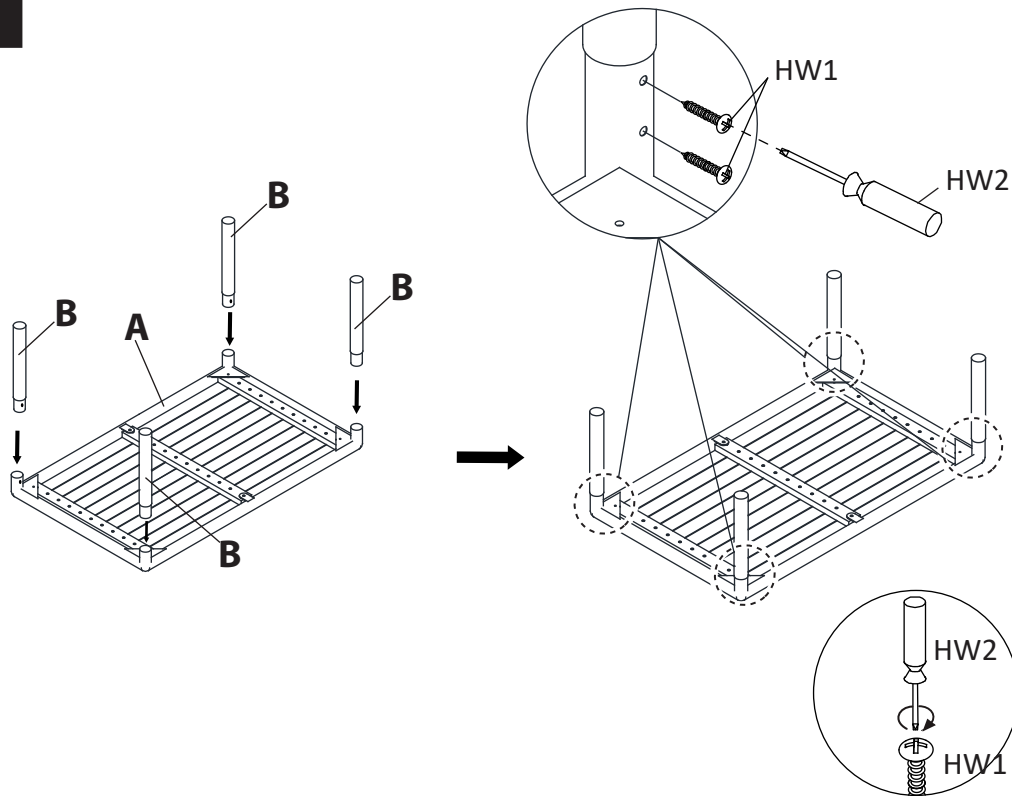
Warning : Do not stand on bench

Warning : Do not over torque bolts / screws

PREPARATION

- *Before beginning assembly of product, make sure all parts are present. Compare parts with package contents list and hardware contents list.
- *If any part is missing or damaged, do not attempt to assemble the product.
- * Estimated Assembly Time : 10 minutes.
- * Tools Required for Assembly (included): Allen Key
- * If you are having difficulty, our friendly Customer care team is always here to help. Please email customersupport@safavieh.com.

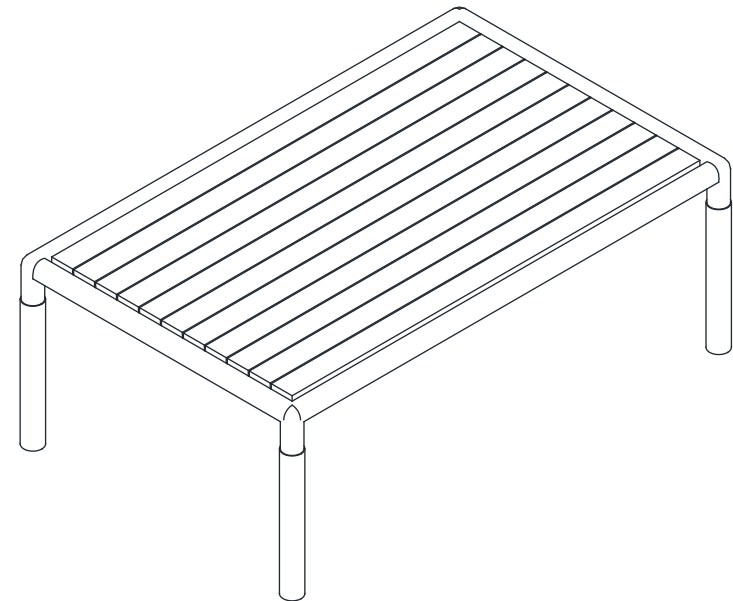
1



Step 1

Attach Frame Legs (B) to Frame top table (A), use screw driver (HW2) to tighten screws (HW1) .

2



Step 2

Caution: This Table can only be used on a flat, level surface