

NOTICE

- * Please make sure that you have all parts indicated and they are in good condition before you begin assembly of this item. Refer to part list and hardware list below for guidance.
- * This item should be assembled on a soft surface to prevent scratching the finish during assembly.
- * This item may require periodic tightening
- * If you are having difficulty, our friendly Customer Care team is always here to help. Please email customersupport@safavieh.com

PREPARATION



- * Before beginning assembly of product, make sure all parts are present. Compare parts with part contents list and hardware contents list.
- * If any part is missing or damaged, do not attempt to assemble the product.
- * Estimated Assembly Time: 2 minutes.

CARE MAINTENANCE

Spot clean using a mild water-free solvent. Only a professional cleaner should undertake a complete overall cleaning

The use of steam or water-based cleaners may cause excessive shrinking or staining.

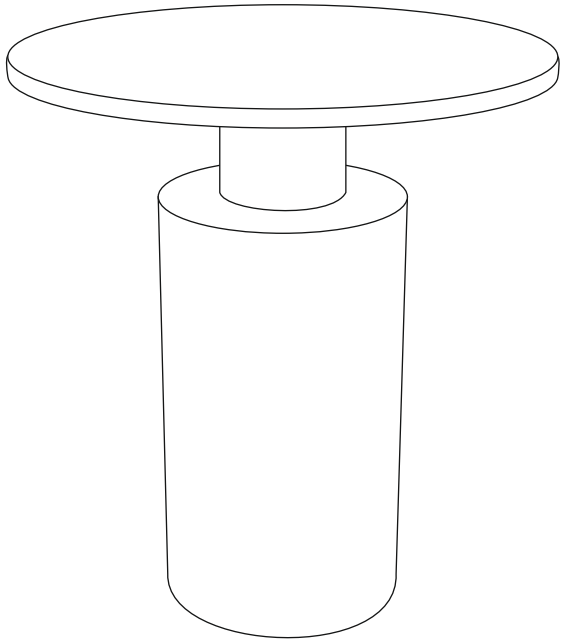
Part List & Hardware List

Piece	Description	Picture	Qty
A	Marble		1 Pc
B	Base		1 Pc



Item ID : ACC5501

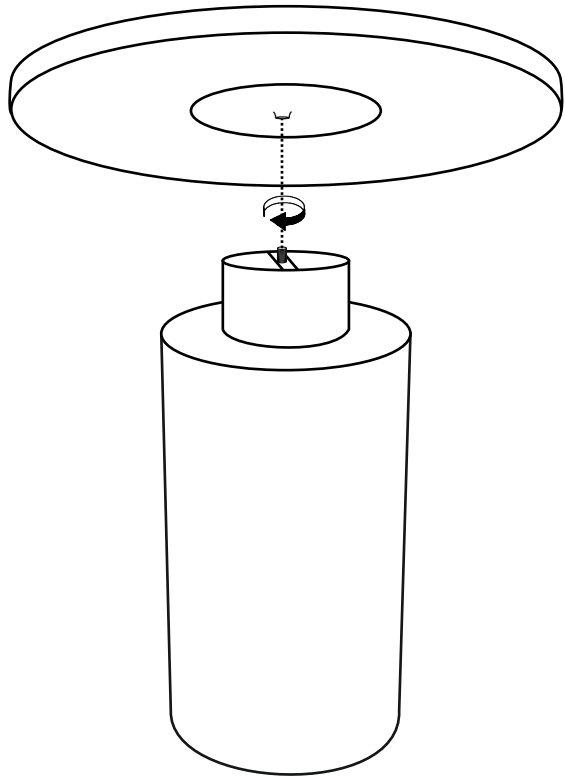
Product Dimension.: 16"W x 16"D x 18"H



Weight Capacity : 50.00 LBS
Warning : Do not stand on table
Warning : Do not over torque bolts.

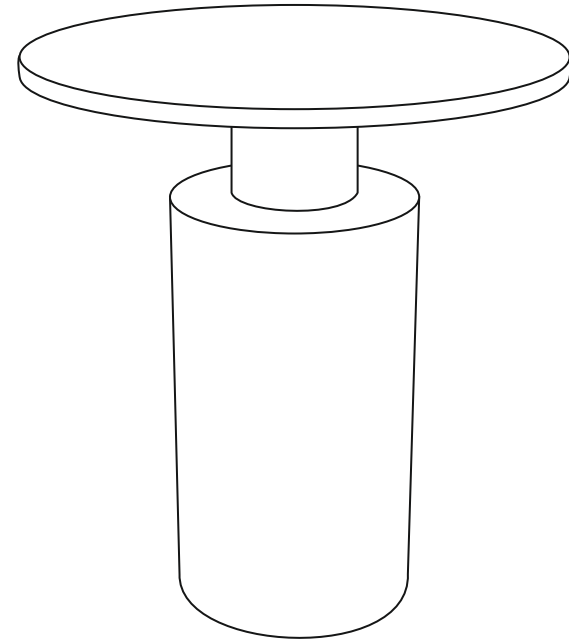
NOTICE

- * Before beginning assembly of product, make sure all parts are present. Compare parts with part contents list and hardware contents list.
- * If any part is missing or damaged, do not attempt to assemble the product.
- * Estimated Assembly Time: 2 minutes.
- * If you are having difficulty, our friendly Customer Care team is always here to help. Please email customersupport@safavieh.com



1

ALIGN THE MARBLE TOP ON BASE AND SCREW IT CLOCKWISE



2