

Biometric Fingerprint ID Pad



Registration & Use Information




Procare Software's Biometric Fingerprint ID Pad Check-In system is to make sure that codes are only used by the person whom they are allocated to, ensuring an accurate record of those picking up/dropping off your children.

Each person authorized to pick up children will need to register so that they too will be recorded. The Biometric Fingerprint ID Pad is for parents, authorized pickup people and employees only.


Registration Steps

- 1 You will receive a Temporary Registration Number from the staff that you will use to register yourself at the Check-In Station.
- 2 Click on the "Register" button at the Check-In Station.
- 3 Enter your Temporary Registration Number.
- 4 You will then be asked to place your finger on the Biometric Fingerprint ID Pad 4 times to get an accurate reading.


Finger Placement



CENTER



✓ CORRECT



✗ INCORRECT

IMPORTANT NOTE: The Biometric Fingerprint ID scan does not produce a picture or image of individual fingerprints. The system electronically scans hundreds of data points on the finger that are then processed as a data string through two proprietary systems. Because this scan is simply a series of random numbers, there is no harmful or useful information that can be obtained from the data produced by the Biometric Fingerprint ID Pad.