


The Junior Loft



3"x 3" Full Track Bed Post



Drawer Box Dovetail Joints



100% Solid Wood Casegoods



High Pressure Laminate Tops



JUNIOR LOFT

This setup is great for any room. The raised twin bed allows for open storage, and placement of a three drawer chest under the bed.

A. UFJ57 PEDESTAL DESK

- Pencil drawer with removable divider
 - Two left side drawers
 - Deep file drawer
 - Laminate top
- 42"W x 22"D x 30"H



B. UFJ19 DESK CARREL

- 19" Shelf clearance
- 40"W x 12 11/16"D x 23 15/16"H



C. UFJ32 TWO POSITION CHAIR

Ply2 based chairs are designed to lean. Available with wood seat and back or upholstered. Ask about fabric options.

19 5/16"W x 22 11/16"D x 33"H



D. UFJ34 THREE DRAWER CHEST

- Laminate top
- 36 9/16"W x 22"D x 30"H



E. UFJ36 & UFJ38 BED ENDS

One pair of twin size 'Tool-Less' 4 slat ladder style bed ends with 3" x 3" posts and adjustable settings. Includes 2 bunking pins.



UFJ36 Dimensions: 39.25"W x 3"D x 34.5"H; Sized for a 36"W Mattress
 UFJ38 Dimensions: 41.25"W x 3"D x 34.5"H; Sized for a 38"W Mattress

F. 10796 WARDROBE

This wardrobe features two raised panel doors, two drawers, a clothes rod, and a grommet hole in the back panel.

- Metal Hanging Bar
 - Two 2/3 length, raised-panel doors
 - Two drawer base with top groove finger pulls
- 36 11/16"W x 22 1/16"D x 78 15/16"H




GO FROM JUNIOR TO OPEN LOFT IN MINUTES!



SOLID BED ENDS

Our bed posts are solid wood, allow for multiple bed height settings and are designed to stack.



BUILT TO TILT

The Two Position Chair was designed with the student in mind. Sometimes it's hard to keep all four legs on the ground. With the Two Position chair that's not a problem; it's built to tilt.

Wardrobe (model 10796) Available upon Request

ENDLESS POSSIBILITIES

University Loft Company is proud to present a solid wood, modular design and Tool-Less Bed System™. The Graduate Series offers residents unique options to optimize space, storage, and function to meet any need.

BED ENDS AND SPRING UNITS: CHOOSING THE RIGHT SIZE

ULC offers four options for twin size beds. Listed below are the combinations of bed ends and spring units. With any option, multiple configurations are possible.

Option A
UFT38, UFJ38, UFL38, UFB38 = 38 x 80 Twin

Option B
UFT36, UFJ36, UFL36, UFB36 = 36 x 80 Twin

Option C
Available upon Request = 38 x 76 Twin

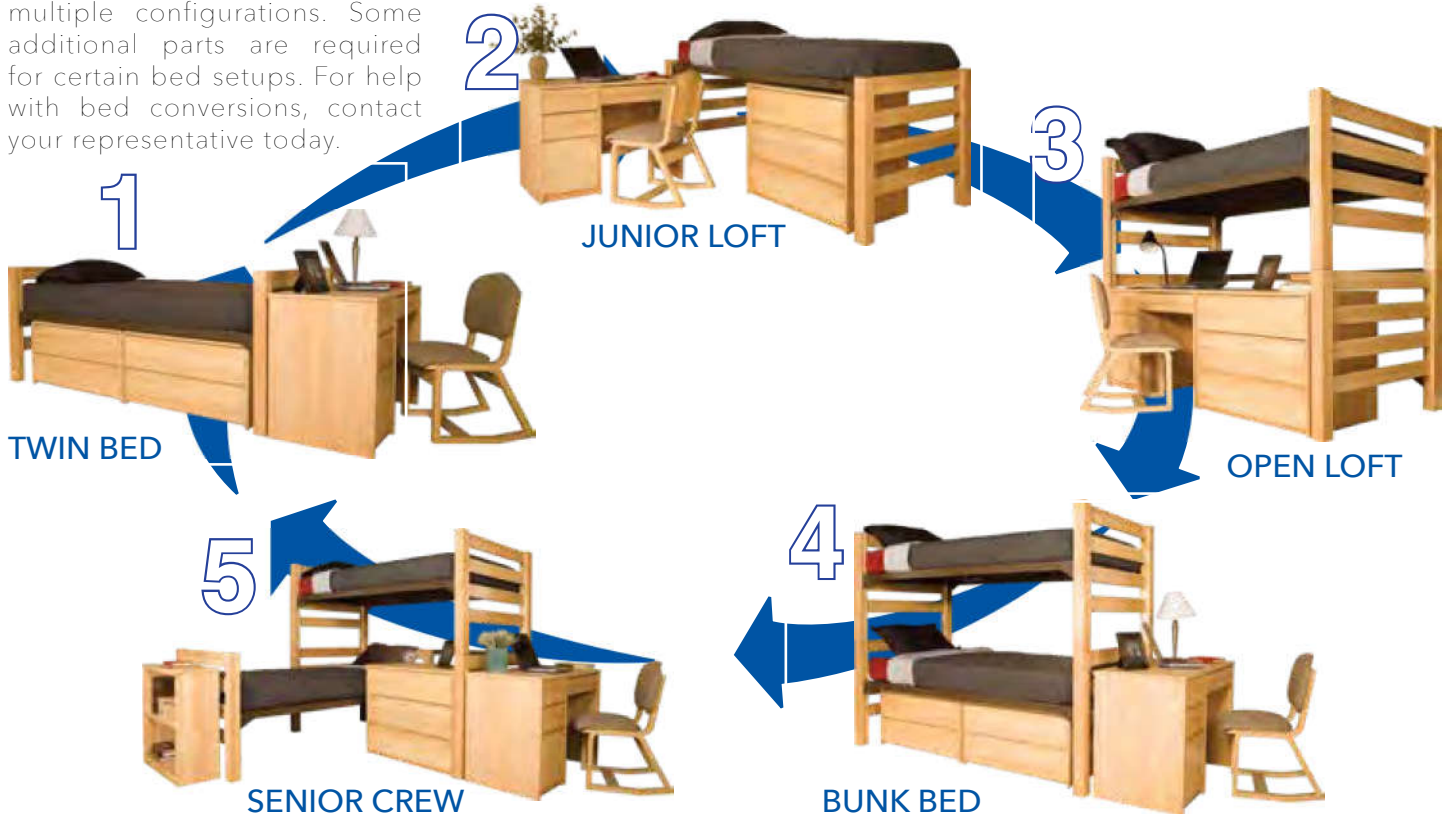
Option D
Available upon Request = 36 x 76 Twin



Collections
TWIN BED = UFT36, UFT38
JUNIOR LOFT = UFJ36, UFJ38
OPEN LOFT = UFL36, UFL38
BUNK BED = UFB36, UFB38

ONE COMMON SIZE

Ease of assembly provides for multiple configurations. Some additional parts are required for certain bed setups. For help with bed conversions, contact your representative today.



The Senior Crew Collection is Available upon Request

FEATURES & BENEFITS

Using the best construction methods available, University Loft Company builds the longest-lasting, most durable casegoods on the market. From top to bottom, everything about a ULC casegood is strong. Built completely of solid hardwood, these casegoods will stand the test of time.

CONSTRUCTION METHODS

- Frame-in-frame construction
- Full-length back panel with 1/4" Dado
- Minimum 3/4" sides
- Mortise & Tenon joint frame
- Corner blocks
- Adjustable foot glides
- English dovetail drawers

LAMINATE & FINISHES

- High pressure laminate tops provide protection against moisture and dents
- All sides are stained and sealed

DRAWER CONSTRUCTION

- Drawer boxes are constructed with English dovetail joints
- Full-extension drawer glides
- All drawers are constructed with 4 corner blocks
- Stretchers under drawers for added bottom support
- Finger pulls on all drawers - top and bottom



Solid wood bed posts are designed to be stacked and allow multiple bed heights




The bed end features 4 slats and multiple bed height settings.



All wood Guardrails and Bedrails are available



Drawer boxes are constructed with English dovetail joints



Two Position Chairs are built to tilt



Full Extension Drawer Glides



Drawer Bottom Supports



Frame-in-Frame Construction



Full Length Back Panel with 1/4" Dado Minimum 3/4" Wood Sides




Corner Blocks Adjustable Foot Glides



High pressure laminate tops provide protection against moisture & dents



Full extendable drawers with heavy-duty glides & finger pulls



Mortise & Tenon Joint Frame



All drawers are constructed with 4 corner blocks