

COPIC
MULTILINER SP


.Too

INK CARTRIDGE

A

1
PIECE

0.03/0.05/0.1



Caution

- Use proper ink cartridge A & B as below.
Ink Cartridge A for 0.03, 0.05, 0.1 only.
Ink Cartridge B for 0.2, 0.25, 0.3, 0.35, 0.5, 0.7, BS only
- Frequent nib replacement may cause poor contact to the reservoir.

Exclusive ink cartridge
for COPIC multiliner SP

For 0.03/0.05/0.1 only

Please follow instructions
before use.

How To Replace

Method 1 : Using a Coin

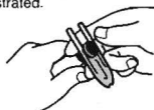
- While holding the pen body with one hand, use the other hand to insert a coin into the groove of the ink cartridge. Using your thumb as shown in the diagram, push the cartridge out of the pen body.



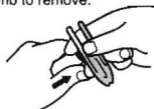
- Insert a new ink cartridge and press it against table with stopper side down until the setting is complete.

Method 2 : Use of SP Changer

- Insert SP Changer into groove of Ink Cartridge stopper as illustrated.



- Holding SP Changer with fingers and push it with the other thumb to remove.



- Insert a new ink cartridge and press it against table with stopper side down until the setting is complete.

MADE IN JAPAN

Too Corporation

34-25, SAKURASHIN-MACHI
1-CHOME, SETAGAYA-KU, TOKYO
154-0015, JAPAN

