

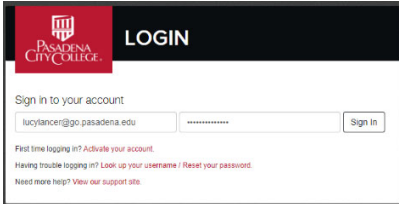
## Ways to Access the AppStream 2.0 Virtual Software

You can access the AppStream 2.0 Virtual software in two ways:


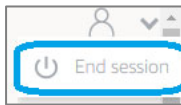
### Method-1

*Logging into AppStream*

1. Go PCC's Free Software page/AppStream 2.0 (<https://pasadena.edu/business-administrative-services/its/appstream.php>) and choose the software you wish to use.
2. When prompted, **login with your PCC username** (do not your full *@go.pasadena.edu* address).



3. Once you log in, your requested software will launch.
4. **To Exit**, click on the drop-down arrow, and select Exit session.



### Method-2

*Already logged into your go.pasadena.edu Gmail account*

1. Go to the **top-right of the browser window** and click on the 'waffle' (circle with 9-dots inside)
2. Scroll down and you will see the available virtual apps.
3. Click on the app and it will launch
4. **To Exit**, click on the drop-down arrow, and select Exit session

